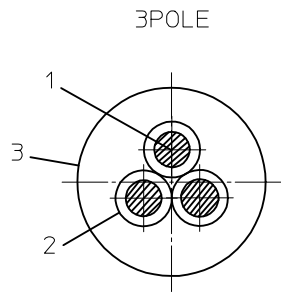
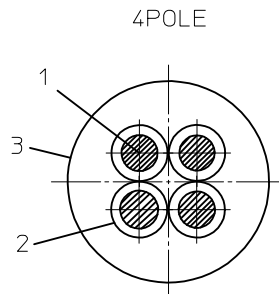


CABEL CONSTRUCTION



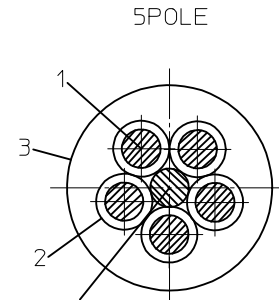
WIRE COLOR

B30-3	black
B33-3	brown
B36-3	blue



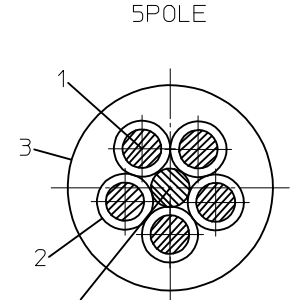
WIRE COLOR

B30-4	black
B33-4	brown
B36-4	white
	blue



Filler Core WIRE COLOR

B30-5	black
B33-5	gray
B36-5	brown
	white
	blue



Filler Core WIRE COLOR

B42-5	black
B45-5	green/yellow
B50-5	brown
	white
	blue

1 Conductor:

Material	Bare Copper		
Stranding	42x0.10	n° x mm	
Section	22/0.34	AWG/mm²	
Electrical resistant	<61.6(IEC60344) Ohm/Km		
Type of Strand	Cl.6 VDE 0295		
Copper Standart	EN 13602- ETP1, DIN 40500 E-Cu 58		
Conducibility	>100% IACS		
Tensile Strength	>200 (ISO6892/IEC60189-1/EN 50289-3-2) N/mm²		
Elongation	>8 (ISO6892 IEC60189-1/EN 50289-3-2) %		

2 Insulation:

Conductor nr.	3	4	5
Diameter	1.25 +/-0.10 mm		
Compound	TPE		
Avg. thickness	0.25 (nom.) mm		
Hardness	60 ShD		
Standart	UL 758 - CSA C22.2		
Assembly	Backtorsion: Max lay 16xd, Direction Sx(S)		
Color	see picture (Clockwise end of reel)		


3 Jacket:

Compound	Special compound (TPU based)		
Avg. thickness	1.00 nom. mm		
Hardness	85 ShA		
Color	see chart 1		

Diameter	4.80 +/- 0.20 mm	5.10 +/- 0.20 mm	5.50 +/- 0.20 mm	5.50 +/- 0.20 mm
Strandart	UL 758 - CAS C22.2			

ENTER DESCRIPTION EC NO: IPG2015-0539 DRW:FSCHAUHAUSER 2014/09/18 CHKD:REISSNER 2014/09/30 APPR:CBURGER 2014/10/16	QUALITY SYMBOLS ▽=0 ◻=0	GENERAL TOLERANCES (UNLESS SPECIFIED)		DIMENSION STYLE MM ONLY		SCALE	DESIGN UNITS METRIC	THIRD ANGLE PROJECTION		
			mm	INCH	DRAWN BY	DATE	TITLE			
		4 PLACES	± ---	± ---	APOHL	2013/10/11	CABLE TPU 0.34 UNSH DCS			
		3 PLACES	± ---	± ---	CHECKED BY	DATE	WELD SLAG RESISTANCE			
		2 PLACES	± ---	± ---	REISSNER	2014/03/26				
1 PLACE	± ---	± ---	APPROVED BY	DATE						
0 PLACE	± ---	± ---	CBURGER	2013/10/29	MATERIAL NO.		DOCUMENT NO.		SHEET NO.	
ANGULAR ± --- °			DRAFT WHERE APPLICABLE MUST REMAIN WITHIN DIMENSIONS		SEE SHEET 2		SD-120209-001		1 OF 2	
THIS DRAWING CONTAINS INFORMATION THAT IS PROPRIETARY TO MOLEX INCORPORATED AND SHOULD NOT BE USED WITHOUT WRITTEN PERMISSION										

MECHANICAL AND ELECTRICAL CHARACTERISTICS



Coil of 200m / 100m

Temperature range (static)	max. -40/+90 °C (ISO 6722)
Temperature range (dynamic)	-25/+80 °C 'free motion' without periodic recurrence and forced guidance
Temperature range (in drag chain)	-5/+60 °C
Voltage rating	600V
Bending radius (static)	up to 5x O.D.
Bending radius (drag chain)	up to 7,5x O.D.
Max installation pulling force	3pol = 110N / 4pol = 150N / 5pol = 180N / 8pol = 220N
Capacitance (typ)	95 pF/m (IEC 60189-1-8.4)
Voltage test (core/core)	2000Vx1Va.c. (IEC60885-1)
voltage test (core/screen if present)	1000Vx1Va.c. (IEC60885-1)
Insulation resistance (20°C)	>100 MOhmXKm (IEC60189-1 & IEC60885-1 or EN50289-1-4)
Volume resistivity (20°C)	>10 ¹² OhmXcm (ASTM D257)
Flame resistant	IEC60332-1, UL Vertical flame test , CSA FT-1
Oil resistant	ISO6722, UL758/2556 (immersion at 100°C in oil IIRM902 ex ASTM2)
Free of FCKW, Silicone and Pb	yes
UV resistant	yes (UL1581/2556-300h)
Tear resistant	yes (EN50396)
Hydrolysis resistant	yes (EN50396)
Weld Slag resistance	yes , S-300 MOLEX test
Suitable for Drag Chain application (25°C)	up tp 5 Mio (subject to correct installation), Axial D. C., 200m/min, 5m/s ²
Suitable for Torsion application (25°C)	max +180°/m, optional-recommended +30°/m
Homologation	UL Style 21215 + CSA; rating 80°C 600V

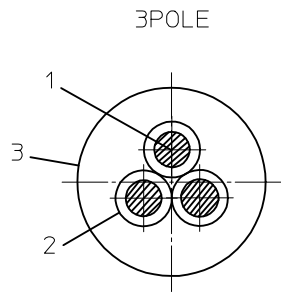
WIRE	CABLE COLOR	PN	ENGINEERING NO.	DESCRIPTION
3POLE	black	1121800003	B30-3-200	COIL 200M CABLE 3X0.34 TPU BK DCS
4POLE	black	1121800004	B30-4-200	COIL 200M CABLE 4X0.34 TPU BK DCS
5POLE	black	1121800005	B30-5-200	COIL 200M CABLE 5X0.34 TPU BK DCS
5POLE	black	1121800064	B42-5-200	COIL 200M CABLE 5X0.34 TPU BK GN/YE
3POLE	orange	1121800007	B36-3-200	COIL 200M CABLE 3X0.34 TPU OR DCS
4POLE	orange	1121800008	B36-4-200	COIL 200M CABLE 4X0.34 TPU OR DCS
5POLE	orange	1121800009	B36-5-200	COIL 200M CABLE 5X0.34 TPU OR DCS
5POLE	orange	1121800065	B50-5-200	COIL 200M CABLE 5X0.34 TPU OR GN/YE
3POLE	grey	1121800011	B33-3-200	COIL 200M CABLE 3X0.34 TPU GY DCS
4POLE	grey	1121800012	B33-4-200	COIL 200M CABLE 4X0.34 TPU GY DCS
5POLE	grey	1121800013	B33-5-200	COIL 200M CABLE 5X0.34 TPU GY DCS
5POLE	grey	1121800066	B45-5-200	COIL 200M CABLE 5X0.34 TPU GY GN/YE

RAW CABLE

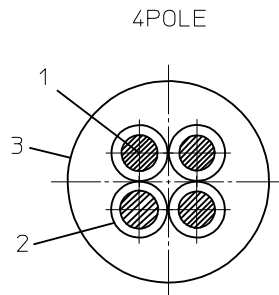
WIRE	CABLE COLOR	PN	ENGINEERING NO.	DESCRIPTION
3POLE	black	1202091036	B30-3	Cable 3x0.34 TPU BK D4,80 TPE UNSH DCS weld slag resistance
4POLE	black	1202091037	B30-4	Cable 4x0.34 TPU BK D5,10 TPE UNSH DCS weld slag resistance
5POLE	black	1202098386	B30-5	Cable 5x0.34 TPU BK D5,50 TPE UNSH DCS weld slag resistance
5POLE	black	1202091038	B42-5	Cable 5x0.34 TPU BK D5,50 TPE UNSH GN/YE weld slag resistance
3POLE	orange	1202091040	B36-3	Cable 3x0.34 TPU OR D4,80 TPE UNSH DCS weld slag resistance
4POLE	orange	1202091041	B36-4	Cable 4x0.34 TPU OR D5,10 TPE UNSH DCS weld slag resistance
5POLE	orange	1202098387	B36-5	Cable 5x0.34 TPU OR D5,50 TPE UNSH DCS weld slag resistance
5POLE	orange	1202091042	B50-5	Cable 5x0.34 TPU OR D5,50 TPE UNSH GN/YE weld slag resistance
3POLE	gray	1202091044	B33-3	Cable 3x0.34 TPU GY D4,80 TPE UNSH DCS weld slag resistance
4POLE	gray	1202091045	B33-4	Cable 4x0.34 TPU GY D5,10 TPE UNSH DCS weld slag resistance
5POLE	gray	1202098388	B33-5	Cable 5x0.34 TPU GY D5,50 TPE UNSH DCS weld slag resistance
5POLE	gray	1202091046	B45-5	Cable 5x0.34 TPU GY D5,50 TPE UNSH GN/YE weld slag resistance

ENTER DESCRIPTION EC NO: IPG2015-0539 DRW:NFSCHAFHAUSER 2014/09/18 CHKD:REISSNER 2014/09/30 APPR:CBURGER 2014/10/16	QUALITY SYMBOLS	GENERAL TOLERANCES (UNLESS SPECIFIED)		DIMENSION STYLE MM ONLY		SCALE 1:20	DESIGN UNITS METRIC	THIRD ANGLE PROJECTION
	▼=0 ◻=0	mm	INCH	DRAWN BY APOHL	DATE 2013/10/11	CABLE TPU 0.34 UNSH DCS WELD SLAG RESISTANCE molex SD-120209-001 SHEET NO. 2 OF 2		
	4 PLACES	± ---	± ---	CHECKED BY REISSNER	DATE 2014/03/26			
	3 PLACES	± ---	± ---	APPROVED BY CBURGER	DATE 2013/10/29			
2 PLACES	± ---	± ---	MATERIAL NO.	DOCUMENT NO.				
1 PLACE	± ---	± ---	SEE TABLE					
0 PLACE	± ---	± ---	ANGULAR ±---°					
DRAFT WHERE APPLICABLE MUST REMAIN WITHIN DIMENSIONS			THIS DRAWING CONTAINS INFORMATION THAT IS PROPRIETARY TO MOLEX INCORPORATED AND SHOULD NOT BE USED WITHOUT WRITTEN PERMISSION					

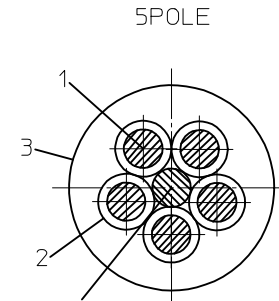
CABEL CONSTRUCTION



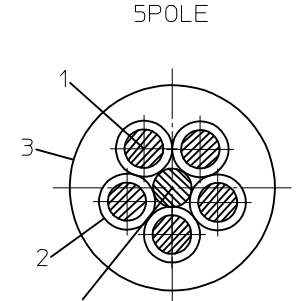
	WIRE COLOR
B30-3	black
B33-3	brown
B36-3	blue



	WIRE COLOR
B30-4	black
B33-4	brown
B36-4	white blue



	WIRE COLOR
B30-5	black
B33-5	gray
B36-5	brown white blue




	WIRE COLOR
B42-5	black
B45-5	green/yellow
B50-5	brown white blue

1 Conductor:							
Material			Bare Copper				
Stranding			42x0.10		n° x mm		
Section			22/0.34		AWG/mm²		
Electrical resistant			<61.6(IEC60344)		Ohm/Km		
Type of Strand			Cl.6 VDE 0295				
Copper Standart			EN 13602- ETP1, DIN 40500 E-Cu 58				
Conducibility			>100% IACS				
Tensile Strength			>200 (ISO6892/IEC60189-1/EN 50289-3-2)		N/mm²		
Elongation			>8 (ISO6892 IEC60189-1/EN 50289-3-2)		%		
2 Insulation:							
Conductor nr.	3		4		5		5
Diameter					1.25 +/-0.10 mm		
Compound					TPE		
Avg. thickness					0.25 (nom.) mm		
Hardness					60 ShD		
Standart					UL 758 - CSA C22.2		
Assembly					Backtorsion: Max lay 16xd, Direction Sx(S)		
Color					see picture (Clockwise end of reel)		
3 Jacket:							
Compound					Special compound (TPU based)		
Avg. thickness					1.00 nom. mm		
Hardness					85 ShA		
Color					see chart 1		
Diameter	4.80 +/- 0.20 mm		5.10 +/- 0.20 mm		5.50 +/- 0.20 mm		5.50 +/- 0.20 mm
Strandart					UL 758 - CAS C22.2		

ENTER DESCRIPTION EC NO: IPG2015-0539 DRW:FSCHAUER 2014/09/18 CHKD:REISSNER 2014/09/30 APPR:CBURGER 2014/10/16	QUALITY SYMBOLS ▽=0 ◻=0	GENERAL TOLERANCES (UNLESS SPECIFIED)		DIMENSION STYLE MM ONLY		SCALE	DESIGN UNITS METRIC	THIRD ANGLE PROJECTION	
								CABLE TPU 0.34 UNSH DCS	
								WELD SLAG RESISTANCE	
								molex	
								SD-120209-001	
		ANGULAR ±---°		DRAWN BY APOHL		DATE 2013/10/11		TITLE	
		DRAFT WHERE APPLICABLE MUST REMAIN WITHIN DIMENSIONS		CHECKED BY REISSNER		DATE 2014/03/26			
				APPROVED BY CBURGER		DATE 2013/10/29			
				MATERIAL NO.		DOCUMENT NO.		SHEET NO.	
				SEE SHEET 2		SD-120209-001		1 OF 2	
				SIZE A3		THIS DRAWING CONTAINS INFORMATION THAT IS PROPRIETARY TO MOLEX INCORPORATED AND SHOULD NOT BE USED WITHOUT WRITTEN PERMISSION			

MECHANICAL AND ELECTRICAL CHARACTERISTICS



Coil of 200m / 100m

Temperature range (static)	max. -40/+90 °C (ISO 6722)
Temperature range (dynamic)	-25/+80 °C 'free motion' without periodic recurrence and forced guidance
Temperature range (in drag chain)	-5/+60 °C
Voltage rating	600V
Bending radius (static)	up to 5x O.D.
Bending radius (drag chain)	up to 7,5x O.D.
Max installation pulling force	3pol = 110N / 4pol = 150N / 5pol = 180N / 8pol = 220N
Capacitance (typ)	95 pF/m (IEC 60189-1-8.4)
Voltage test (core/core)	2000Vx1Va.c. (IEC60885-1)
voltage test (core/screen if present)	1000Vx1Va.c. (IEC60885-1)
Insulation resistance (20°C)	>100 MOhmXKm (IEC60189-1 & IEC60885-1 or EN50289-1-4)
Volume resistivity (20°C)	>10 ¹² OhmXcm (ASTM D257)
Flame resistant	IEC60332-1, UL Vertical flame test , CSA FT-1
Oil resistant	ISO6722, UL758/2556 (immersion at 100°C in oil IIRM902 ex ASTM2)
Free of FCKW, Silicone and Pb	yes
UV resistant	yes (UL1581/2556-300h)
Tear resistant	yes (EN50396)
Hydrolysis resistant	yes (EN50396)
Weld Slag resistance	yes , S-300 MOLEX test
Suitable for Drag Chain application (25°C)	up tp 5 Mio (subject to correct installation), Axial D. C., 200m/min, 5m/s ²
Suitable for Torsion application (25°C)	max +180°/m, optional-recommended +30°/m
Homologation	UL Style 21215 + CSA; rating 80°C 600V

WIRE	CABLE COLOR	PN	ENGINEERING NO.	DESCRIPTION
3POLE	black	1121800003	B30-3-200	COIL 200M CABLE 3X0.34 TPU BK DCS
4POLE	black	1121800004	B30-4-200	COIL 200M CABLE 4X0.34 TPU BK DCS
5POLE	black	1121800005	B30-5-200	COIL 200M CABLE 5X0.34 TPU BK DCS
5POLE	black	1121800064	B42-5-200	COIL 200M CABLE 5X0.34 TPU BK GN/YE
3POLE	orange	1121800007	B36-3-200	COIL 200M CABLE 3X0.34 TPU OR DCS
4POLE	orange	1121800008	B36-4-200	COIL 200M CABLE 4X0.34 TPU OR DCS
5POLE	orange	1121800009	B36-5-200	COIL 200M CABLE 5X0.34 TPU OR DCS
5POLE	orange	1121800065	B50-5-200	COIL 200M CABLE 5X0.34 TPU OR GN/YE
3POLE	grey	1121800011	B33-3-200	COIL 200M CABLE 3X0.34 TPU GY DCS
4POLE	grey	1121800012	B33-4-200	COIL 200M CABLE 4X0.34 TPU GY DCS
5POLE	grey	1121800013	B33-5-200	COIL 200M CABLE 5X0.34 TPU GY DCS
5POLE	grey	1121800066	B45-5-200	COIL 200M CABLE 5X0.34 TPU GY GN/YE

RAW CABLE

WIRE	CABLE COLOR	PN	ENGINEERING NO.	DESCRIPTION
3POLE	black	1202091036	B30-3	Cable 3x0.34 TPU BK D4,80 TPE UNSH DCS weld slag resistance
4POLE	black	1202091037	B30-4	Cable 4x0.34 TPU BK D5,10 TPE UNSH DCS weld slag resistance
5POLE	black	1202098386	B30-5	Cable 5x0.34 TPU BK D5,50 TPE UNSH DCS weld slag resistance
5POLE	black	1202091038	B42-5	Cable 5x0.34 TPU BK D5,50 TPE UNSH GN/YE weld slag resistance
3POLE	orange	1202091040	B36-3	Cable 3x0.34 TPU OR D4,80 TPE UNSH DCS weld slag resistance
4POLE	orange	1202091041	B36-4	Cable 4x0.34 TPU OR D5,10 TPE UNSH DCS weld slag resistance
5POLE	orange	1202098387	B36-5	Cable 5x0.34 TPU OR D5,50 TPE UNSH DCS weld slag resistance
5POLE	orange	1202091042	B50-5	Cable 5x0.34 TPU OR D5,50 TPE UNSH GN/YE weld slag resistance
3POLE	gray	1202091044	B33-3	Cable 3x0.34 TPU GY D4,80 TPE UNSH DCS weld slag resistance
4POLE	gray	1202091045	B33-4	Cable 4x0.34 TPU GY D5,10 TPE UNSH DCS weld slag resistance
5POLE	gray	1202098388	B33-5	Cable 5x0.34 TPU GY D5,50 TPE UNSH DCS weld slag resistance
5POLE	gray	1202091046	B45-5	Cable 5x0.34 TPU GY D5,50 TPE UNSH GN/YE weld slag resistance

ENTER DESCRIPTION EC NO: IPG2015-0539 DRW:NFSCHAFHAUSER 2014/09/18 CHKD:REISSNER 2014/09/30 APPR:CBURGER 2014/10/16	QUALITY SYMBOLS	GENERAL TOLERANCES (UNLESS SPECIFIED)		DIMENSION STYLE MM ONLY		SCALE 1:20	DESIGN UNITS METRIC	THIRD ANGLE PROJECTION	
	▼=0 ◻=0	mm	INCH	DRAWN BY APOHL	DATE 2013/10/11	TITLE CABLE TPU 0.34 UNSH DCS WELD SLAG RESISTANCE molex MATERIAL NO. SEE TABLE DOCUMENT NO. SD-120209-001 SHEET NO. 2 OF 2			
	4 PLACES	± ---	± ---	CHECKED BY REISSNER	DATE 2014/03/26				
	3 PLACES	± ---	± ---	APPROVED BY CBURGER	DATE 2013/10/29				
2 PLACES	± ---	± ---	ANGULAR ±---°						
1 PLACE	± ---	± ---	DRAFT WHERE APPLICABLE MUST REMAIN WITHIN DIMENSIONS		SIZE A3	THIS DRAWING CONTAINS INFORMATION THAT IS PROPRIETARY TO MOLEX INCORPORATED AND SHOULD NOT BE USED WITHOUT WRITTEN PERMISSION			
0 PLACE	± ---	± ---							