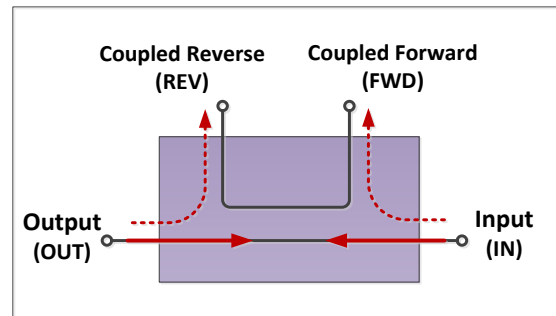


RoHS Compliant

### Electrical schematic

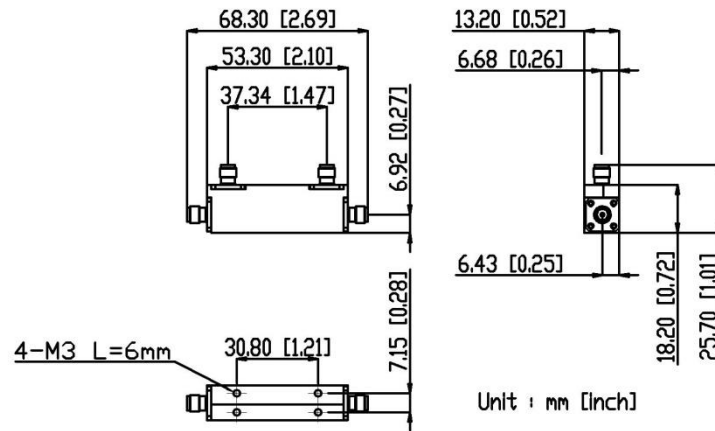


### Electrical Specifications

| Parameter                                | Unit | Frequency (GHz) | Min. | Typ.  | Max. |     |
|--|------|-----------------|------|-------|------|-----|
| Nominal Coupling (Forward Direction)     | dB   | 2 – 8           | 9    | 10    | 11   |     |
| Coupling Flatness (Forward Direction)    |      |                 |      | ±0.25 | ±0.3 |     |
| Directivity (Forward Direction)          |      |                 | 24   | 27    |      |     |
| Main Line VSWR                           | :1   |                 |      | 1.15  | 1.25 |     |
| Coupled Line VSWR                        |      |                 |      | 1.15  | 1.25 |     |
| Insertion Loss (Including Coupling Loss) | dB   |                 |      |       | 0.9  | 1.1 |
| Nominal Coupling (Reverse Direction)     |      |                 | 9.3  | 10.3  | 11.3 |     |
| Coupling Flatness (Reverse Direction)    |      |                 |      | ±0.25 | ±0.4 |     |
| Directivity (Reverse Direction)          |      |                 | 20   | 23    |      |     |
| Average Power Handling                   | W    |                 |      |       |      | 20  |

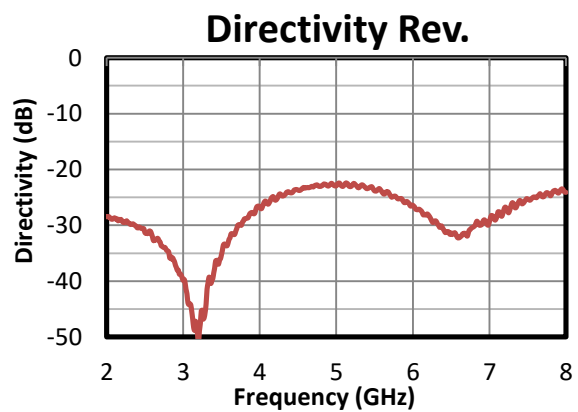
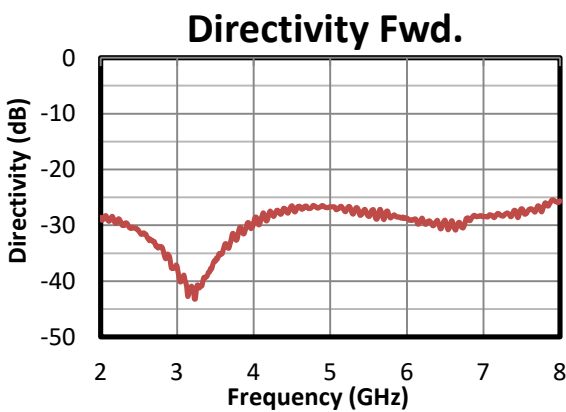
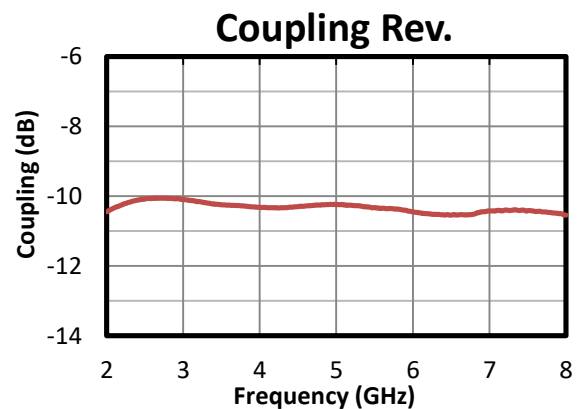
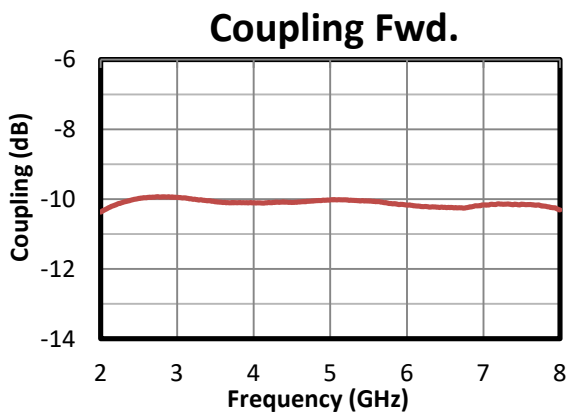
Operated in 50Ω system, 25°C environment.

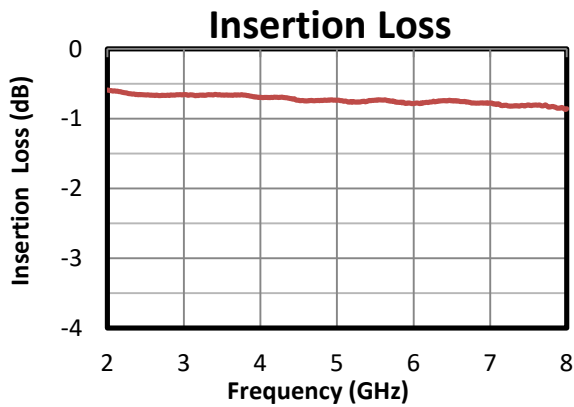
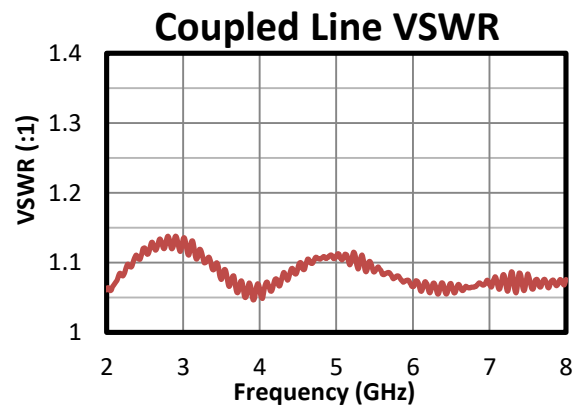
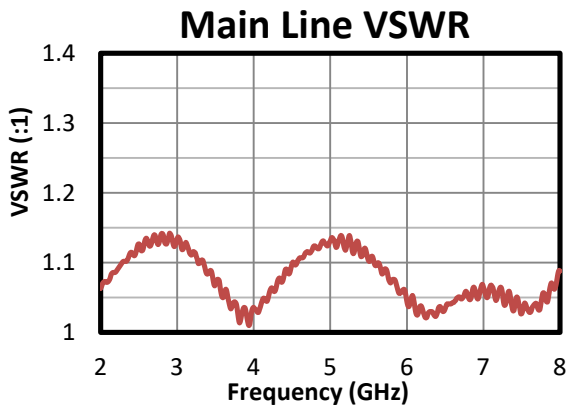
## Outline Drawing



Connectors: SMA Female

## Typical Performance





Typical performance S-parameter file: <https://www.amtery.com/en/goods-48>

For each S/N S-parameter file, go to <https://www.amtery.com/en/downloads>

Note: Specifications are subject to change without notice.