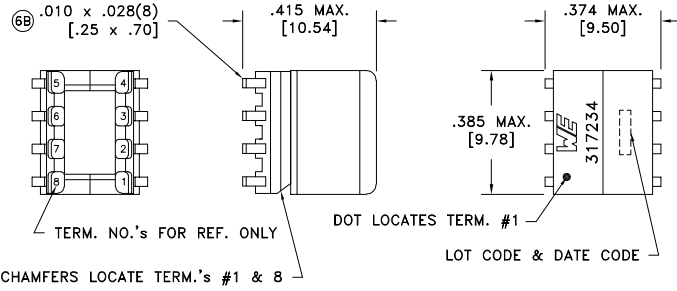


CUSTOMER TERMINAL	RoHS	LEAD(Pb)-FREE
Sn96%, Ag4%	Yes	Yes

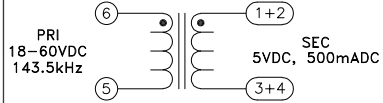
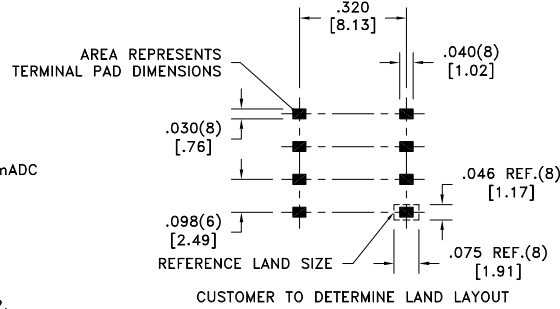


ELECTRICAL SPECIFICATIONS @ 25°C unless otherwise noted:

PARAMETER	TEST CONDITIONS	VALUE
D.C. RESISTANCE	6-5 @20°C	0.180 ohms ±10%
D.C. RESISTANCE	1-4 tie(1+2, 3+4), @20°C	0.015 ohms ±20%
INDUCTANCE	6-5 100kHz, 100mVAC, Ls	84.0uH ±10%
SATURATION CURRENT	6-5 20% rolloff from initial	840mA
LEAKAGE INDUCTANCE	6-5 tie(1+2+3+4), 100kHz, 100mVAC, Ls	0.5uH typ., 1.3uH max.
DIELECTRIC	6-1 tie(3+4), 1875VAC, 1 second	1500VAC, 1 minute
URNS RATIO	(6-5):(1-4), tie(1+2, 3+4)	4:1, ±1%



CHAMFERS LOCATE TERM.'s #1 & 8



Customer to tie terminals 1+2 and 3+4 on PC board.

Application of the transformer allows for the leadwires between terminals 1&2, and 3&4 to solder bridge.

GENERAL SPECIFICATIONS:

OPERATING TEMPERATURE RANGE: -40°C to +125°C including temp rise.

Designed to comply with the following requirements as defined by IEC60950-1, EN60950-1, UL60950-1/CSA60950-1 and AS/NZS60950.1:
- Functional insulation only.

Wire insulation & RoHS status not affected by wire color.
Wire insulation color may vary depending on availability.

DETAILS SUBJECT TO CHANGE

REV.	DATE	Packaging Specifications Method: Tape & Reel PKG-0410 www.we-online.com/midcom		Tolerances unless otherwise specified: Angles: ±1° Fractions: ±1/64 Decimals: ±.005 [.13] Footprint: ±.005 [.13]	DRAWING TITLE TRANSFORMER	PART NO. 750317234
6B	9/22	SEE REVISION SHEET FOR REVISION LEVEL		This drawing is dual dimensioned. Dimensions in brackets are in millimeters.	eiSos p/n: 750317234	
6A	5/18					SPECIFICATION SHEET 1 OF 1

