

Surge protection device - CTNC-UFB-5DC/E - 2762087

Please be informed that the data shown in this PDF Document is generated from our Online Catalog. Please find the complete data in the user's documentation. Our General Terms of Use for Downloads are valid (<http://phoenixcontact.com/download>)



Attachment plug with surge voltage coarse and fine protection, for coaxial signal interfaces with floating shield, signal voltage 5 V. Connection: TNC socket/plug



Key commercial data

Packing unit	1 pc
Weight per Piece (excluding packing)	114.18 GRM
Custom tariff number	85363010
Country of origin	Germany

Technical data

Dimensions

Height	25.4 mm
Width	25.4 mm
Depth	93 mm

Ambient conditions

Ambient temperature (operation)	-40 °C ... 80 °C
Degree of protection	IP20

General

Housing material	Aluminum
Color	black
Mounting type	Connection-specific intermediate plugging
Type	Attachment plug
Direction of action	Line-Shield/Earth Ground

Protective circuit

IEC test classification	C2
-------------------------	----

Surge protection device - CTNC-UFB-5DC/E - 2762087

Technical data

Protective circuit

	C3
VDE requirement class	C2
	C3
Nominal voltage U_N	5 V DC
Maximum continuous operating voltage U_C	5 V DC
Maximum continuous voltage U_C (wire-ground)	5 V DC
Nominal current I_N	185 mA (25 °C)
Operating effective current I_C at U_C	$\leq 300 \mu\text{A}$
Nominal discharge current I_n (8/20) μs (Core-GND)	10 kA
Output voltage limitation at 1 kV/ μs (Core-Core) spike	$\leq 13 \text{ V}$
Output voltage limitation at 1 kV/ μs (Core-Earth) spike	$\leq 500 \text{ V}$
Output voltage limitation at 1 kV/ μs (Core-Earth) static	$\leq 500 \text{ V}$
Output voltage limitation at 1 kV/ μs (Core-GND) static	$\leq 13 \text{ V}$
Residual voltage at I_n , (conductor-GND)	$\leq 10 \text{ V}$
Voltage protection level U_P (Core-Earth)	$\leq 500 \text{ V}$
Voltage protection level U_P (Core-GND)	$\leq 13 \text{ V}$
Response time t_A (Core-Earth)	$\leq 500 \text{ ns}$
	$\leq 100 \text{ ns}$
Cut-off frequency f_g (3 dB), asym. (PE) in 50 Ohm system	170 MHz
Resistance in series	22 Ω

Connection data

Connection method	TNC 50 Ω
Connection type IN	TNC socket
Connection type OUT	TNC plug

Standards and Regulations

Standards/regulations	Draft IEC 64644-1
	E VDE 0845-3-1

Classifications

eCl@ss

eCl@ss 4.0	27140201
eCl@ss 4.1	27130801
eCl@ss 5.0	27130801
eCl@ss 5.1	27130801
eCl@ss 6.0	27130807

Surge protection device - CTNC-UFB-5DC/E - 2762087

Classifications

eCl@ss

eCl@ss 7.0	27130807
eCl@ss 8.0	27130807

ETIM

ETIM 2.0	EC000943
ETIM 3.0	EC000943
ETIM 4.0	EC000943
ETIM 5.0	EC000943

UNSPSC

UNSPSC 6.01	30212010
UNSPSC 7.0901	39121610
UNSPSC 11	39121610
UNSPSC 12.01	39121610
UNSPSC 13.2	39121620

Approvals

Approvals


Approvals

GOST

Ex Approvals

Approvals submitted

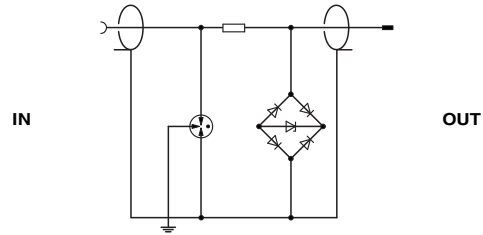
Approval details



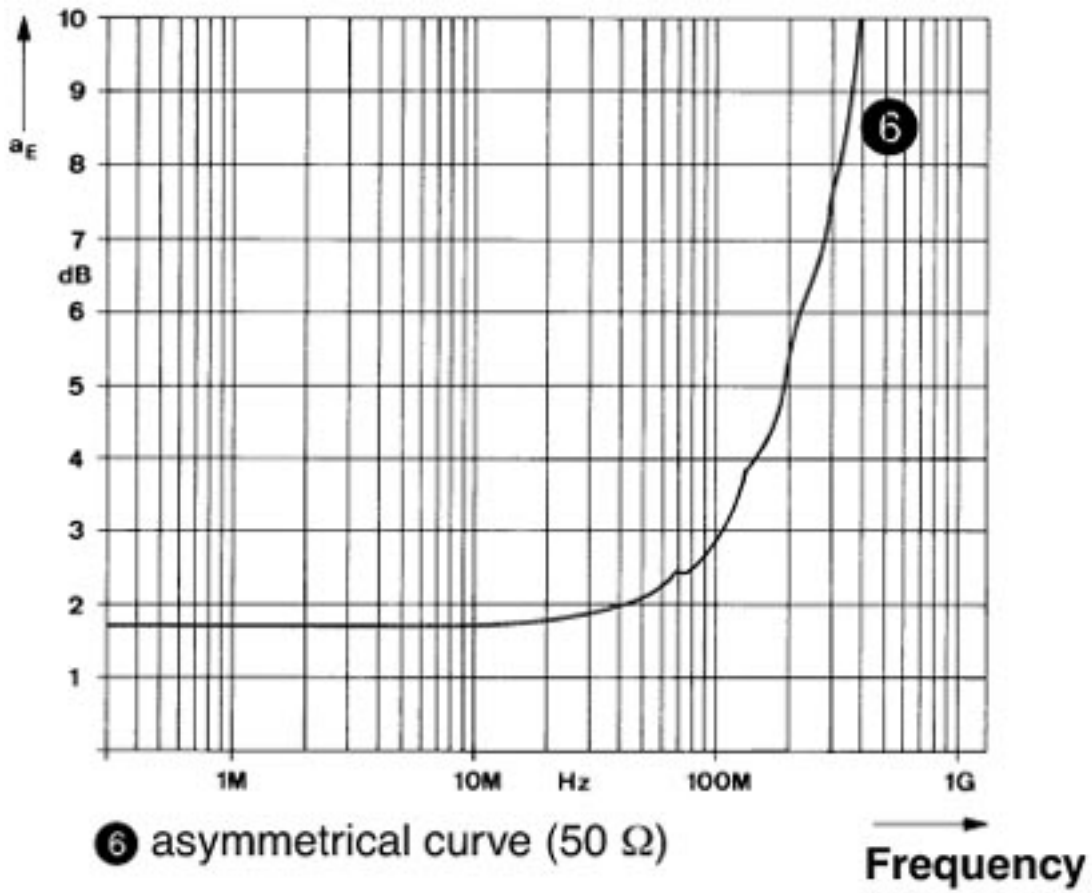
Drawings

Surge protection device - CTNC-UFB-5DC/E - 2762087

Circuit diagram



Diagram



Surge protection device - CTNC-UFB-5DC/E - 2762087

