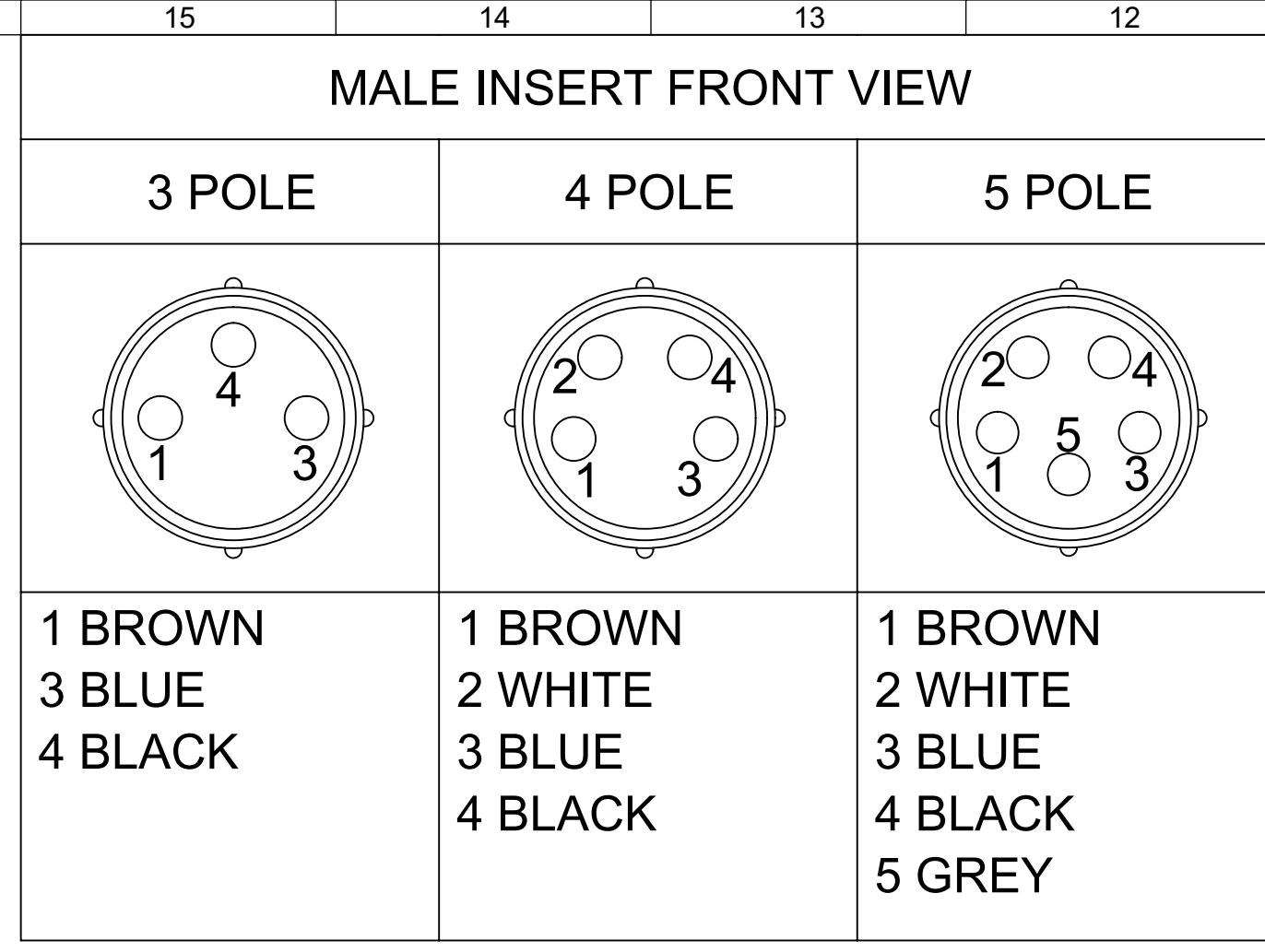


MATERIAL NO.	ENGINEERING NO.	FINISHED LENGTH
1200860131	403006A10M010	1M [3 FT 3 IN]
1200860185	404006A10M050	5M [16 FT 5 IN]
1200860579	405006A10M100	10M [32 FT 9.7 IN]

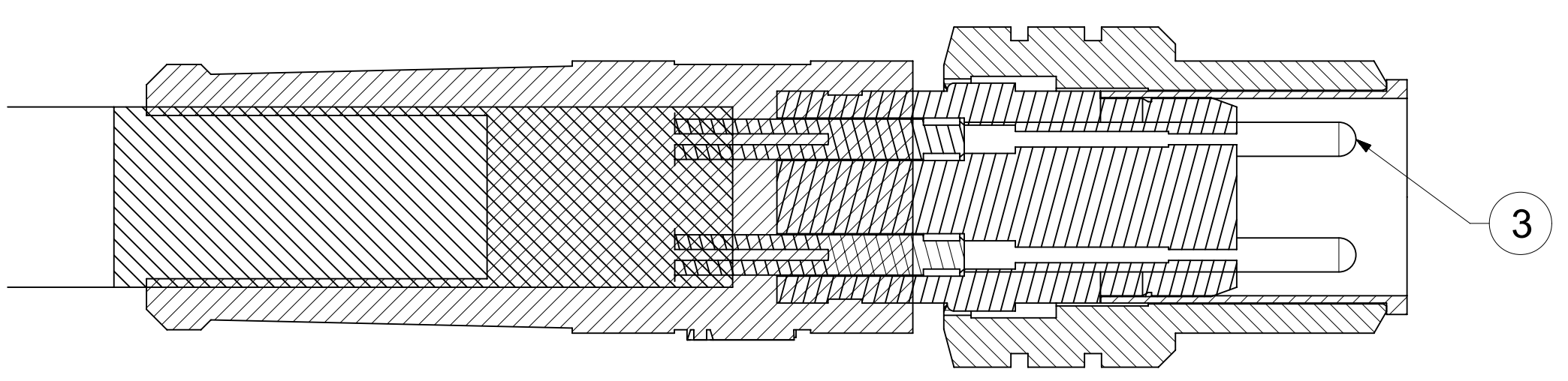
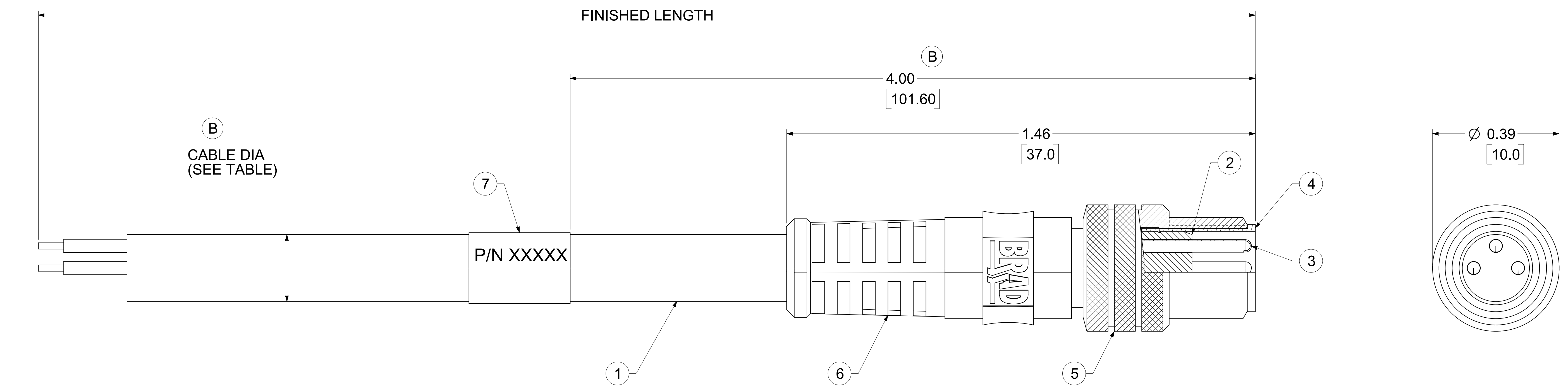
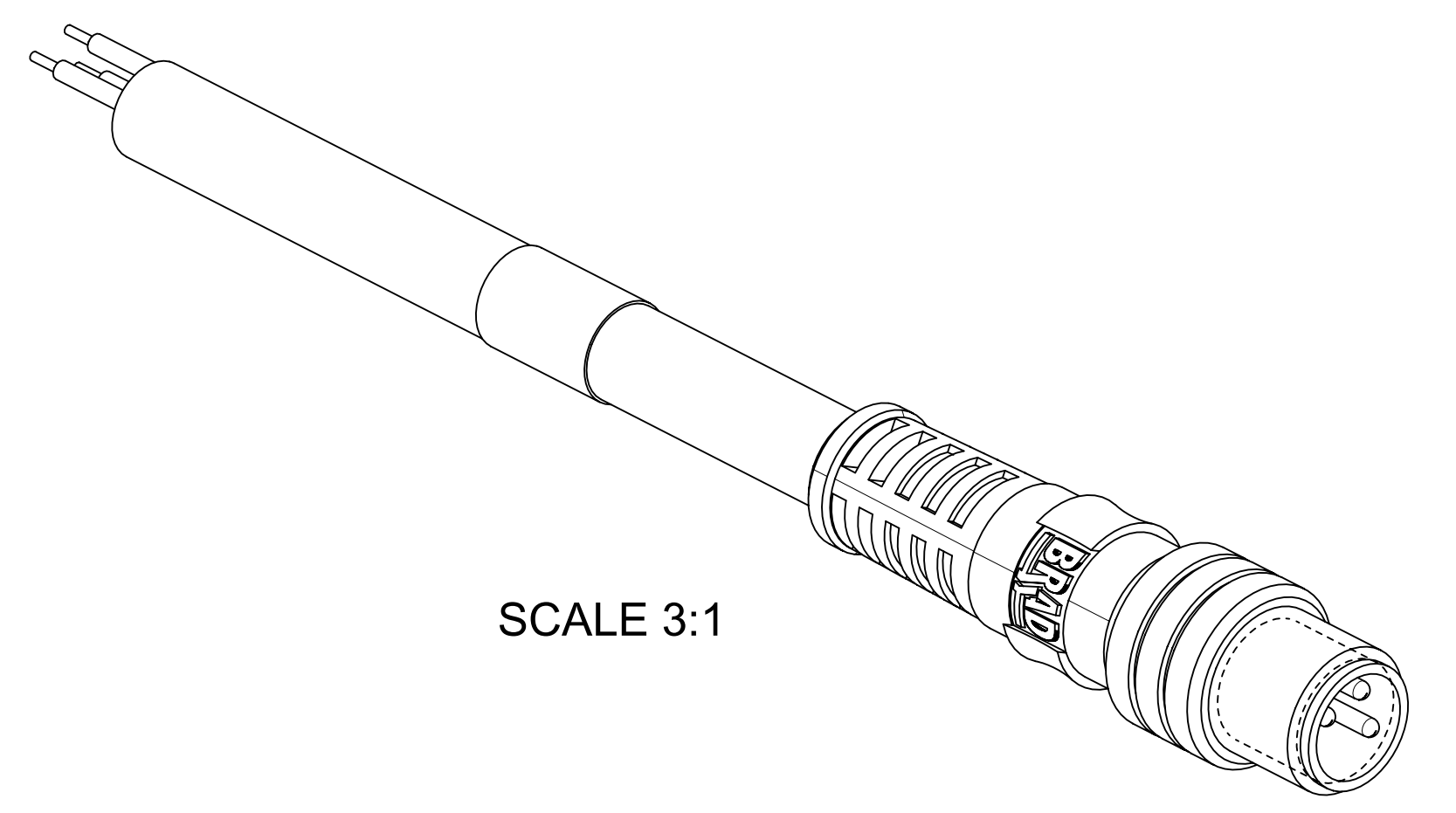


PART NUMBER LEGEND

403006A10M010

3- 3 POLES
4- 4 POLES
5- 5 POLES

FINISHED LENGTH
M001 = .1 METER
M010 = 1 METER
M100 = 10 METER



- NOTES:**
- MATERIAL: AS NOTED
 - FINISH: AS NOTED
 - ELECTRICAL:
VOLTAGE: 60VAC/75VDC
CURRENT: 4A (3&4 POLE), 3A (5 POLE)
 - TEMP RATING: -20°C TO +105°C
 - PROTECTION: IP67 (WHEN MATED)
 - COUPLING THREAD: M8x1
 - UL LISTED FILE: E152210
CSA CERTIFIED FILE: LR6837
 - ALL DIMS ARE FOR REFERENCE UNLESS TOLERANCED OR NOTED OTHERWISE

7	WRAP LABEL	VINYL	BLACK/YELLOW
6	OVERMOLD	TPC	YELLOW
5	MALE COUPLING NUT	BRASS	NICKEL PLATED
4	MALE SLEEVE	BRASS	NICKEL PLATED
3	PIN CONTACT	Cu ALLOY	GOLD OVER NICKEL
2	MALE INSERT	PUR	BLACK
1	CABLE, 3-5P, 24AWG	PVC JACKET	YELLOW
ITEM	DESCRIPTION	MATERIAL	FINISH

POLES	CABLE DIA.
3	0.17 [4.31]
4	0.18 [4.57]
5	0.20 [5.08]

CABLE LENGTH TOLERANCES
 <.3M [1FT]: +19mm-0 [+.75in-0]
 .3 - .9M [1 - 3FT]: +44.5mm-0 [+1.75in-0]
 .9 - 1.8M [3 - 6FT]: +55.6mm-0 [+2.19in-0]
 1.8 - 3.7M [6 - 12FT]: +88.9mm-0 [+3.50in-0]
 3.7 - 7.3M [12 - 24FT]: +165.1mm-0 [+6.50in-0]
 7.3-14.6M [24 - 48FT]: +317.5mm-0 [+12.50in-0]
 14.6 - 30.5M [48-100FT]: +622.3mm-0 [+24.50in-0]
 OVER 30M [100FT] +2% OF FINISHED LENGTH

FUNCTIONAL SYMBOLS		THIS DRAWING CONTAINS INFORMATION THAT IS PROPRIETARY TO MOLEX ELECTRONIC TECHNOLOGIES, LLC AND SHOULD NOT BE USED WITHOUT WRITTEN PERMISSION		CURRENT REV DESC: ITEM # 6 WAS PVC, UPDATED MATERIAL TABLE. ADDED STD. NOTES, PART NUMBER LEGEND, TOL. TABLE & CABLE DIA.	
FA = 0	DIMENSION UNITS: INCH/MM	SCALE: 6:1	EC NO: 701162		
FC = 0	GENERAL TOLERANCES (UNLESS SPECIFIED)		DRWN: AKABADI 2021/10/06		
FE = 0	4 PLACES ±		CHK'D: RSTONE 2022/03/30		
DIVISIONAL SYMBOLS		2 PLACES ±		APPR: BWOODMAN 2022/04/08	
		1 PLACE ±		INITIAL REVISION:	
		0 PLACES ±		DRWN: NKUMAR01 14/07/09	
		ANGULAR TOL ± °		APPR: JFMURPHY 14/07/09	
DRAFT WHERE APPLICABLE MUST REMAIN WITHIN DIMENSIONS		THIRD ANGLE PROJECTION		DRAWING: D-SIZE	
				SERIES: 120086	
				MATERIAL NUMBER: SEE TABLE	
				CUSTOMER: GENERAL MARKET	
				SHEET NUMBER: 1 OF 1	



NANO-CHANGE CORDSET, M8
3-5 POLE, MALE, STRAIGHT, 24 AWG

PRODUCT CUSTOMER DRAWING

DOCUMENT NUMBER: SD-120086-132
DOC TYPE: PSD
DOC PART: 001
REVISION: B