

UCS100x Customer Evaluation Board

Rev.	Change Details	Date
1.0	Initial release	13-Jun-11

Design Details

Assemblies:

EVB-UCS1001-1, EVB-UCS1001-2
EVB-UCS1002

Board:

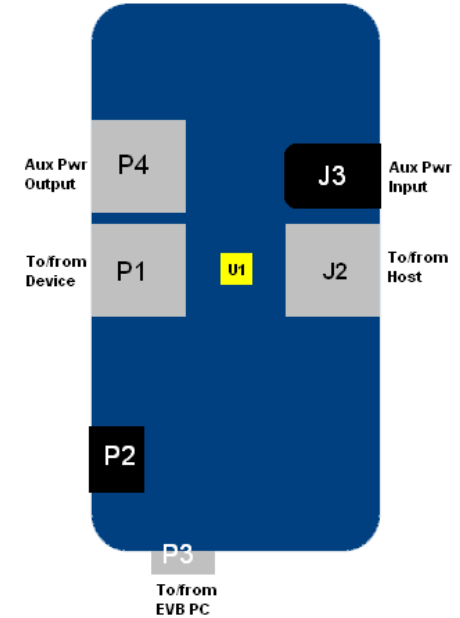
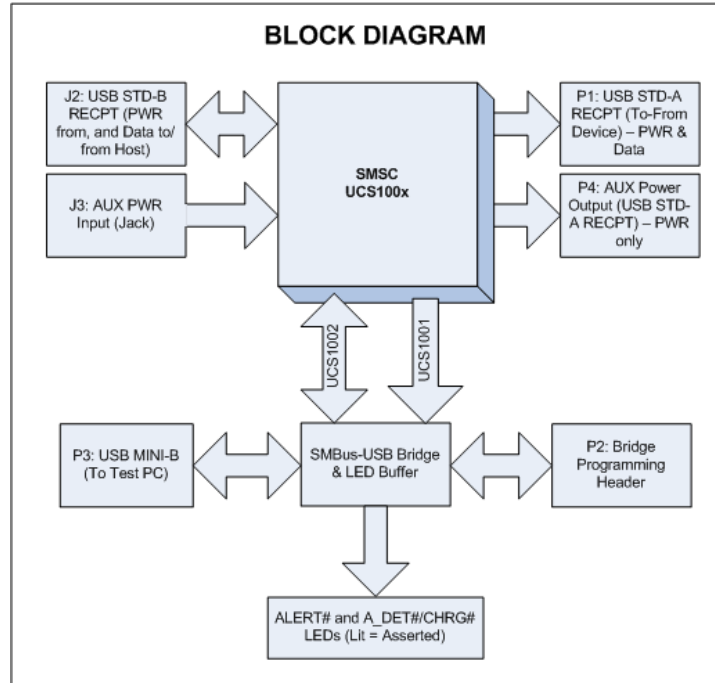
PCB-EVB-8106 Rev. B0
Customer EVB 2.0" x 3.8", 4-Layer PCB,
Thickness 0.063", Radius Corners - 0.25"

Chip (one per EVB):

UCS1001-1, UCS1001-2, UCS1002

Package:

20-pin 4mm x 4mm QFN



Schematic Page Description	Page #
Title Page	1
UCS100x EVB Circuitry	2

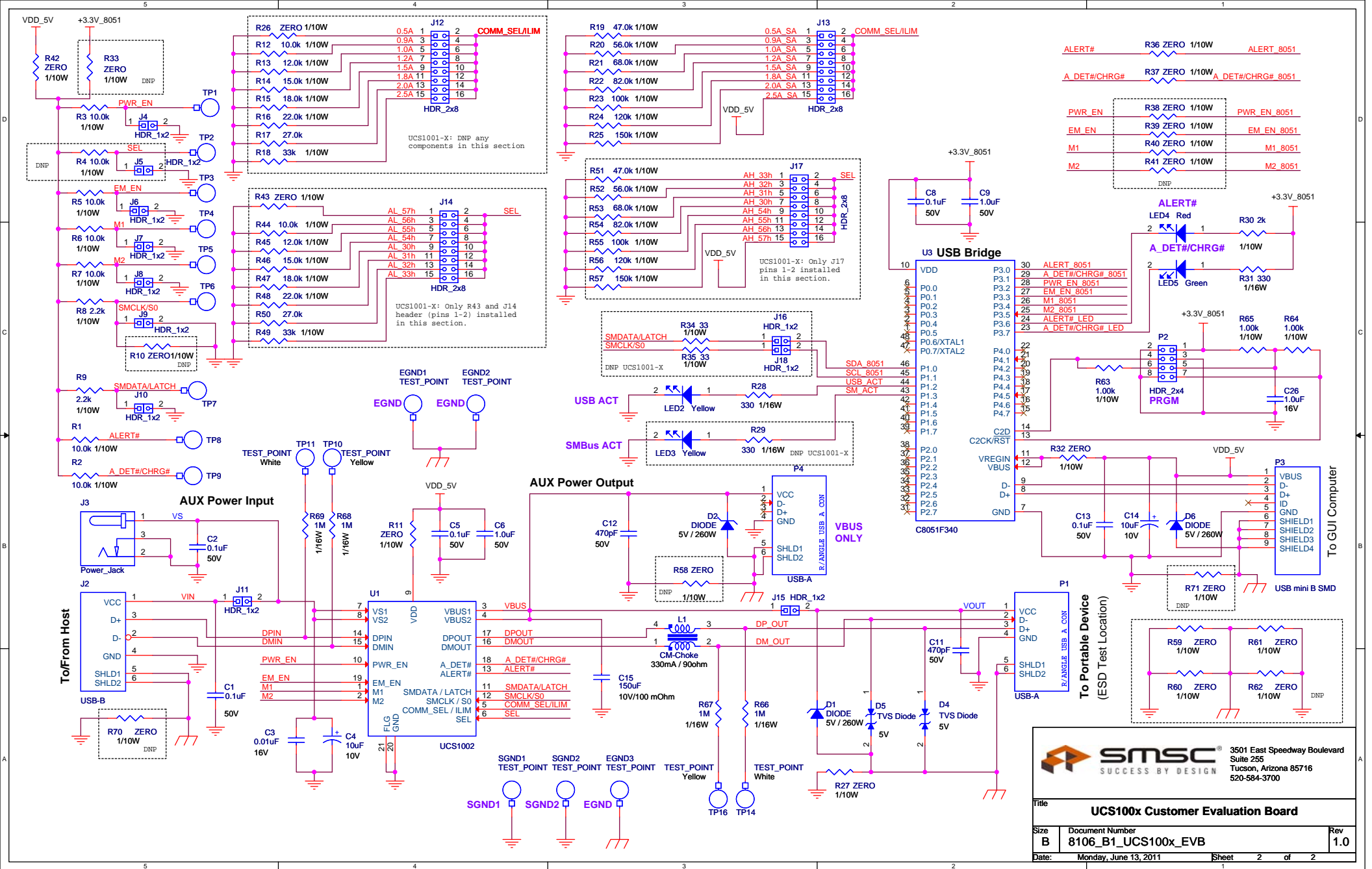
Circuit Diagrams utilizing SMSC Products Are Included As A Means Of Illustrating Typical Semiconductor Applications: Consequently Complete Information Sufficient For Construction Purposes Is Not Necessarily Given. The Information Has Been Carefully Checked And Is Believed To Be Entirely Reliable. However, No Responsibility Is Assumed For Inaccuracies. Furthermore, Such Information Does Not Convey To The Purchaser Of The Semiconductor Devices Described Any License Under The Patent Rights Of SMSC Or Others. SMSC Reserves The Right To Make Changes At Any Time In Order To Improve Design And Supply The Best Product Possible.

3501 East Speedway Boulevard
Suite 255
Tucson, Arizona 85716
520-584-3700

Title: **UCS100x Customer Evaluation Board**

Size: B	Document Number: 8106_B1_UCS100x_EVB	Rev: 1.0
---------	--------------------------------------	----------

Date: Monday, June 13, 2011 Sheet 1 of 2



Title		
UCS100x Customer Evaluation Board		
Size	Document Number	Rev
B	8106_B1_UCS100x_EVB	1.0
Date:	Monday, June 13, 2011	Sheet 2 of 2