

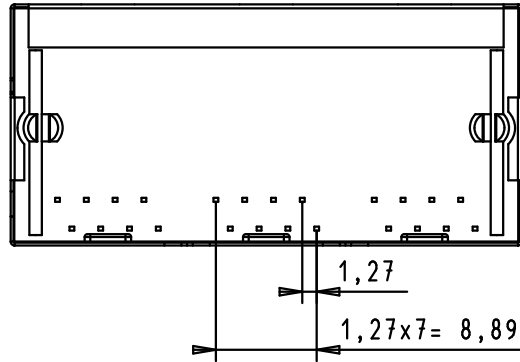
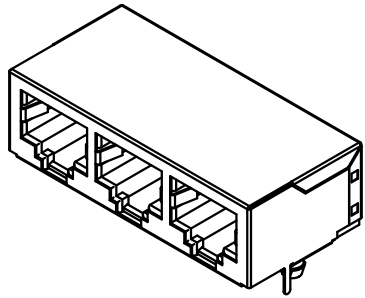
5

4

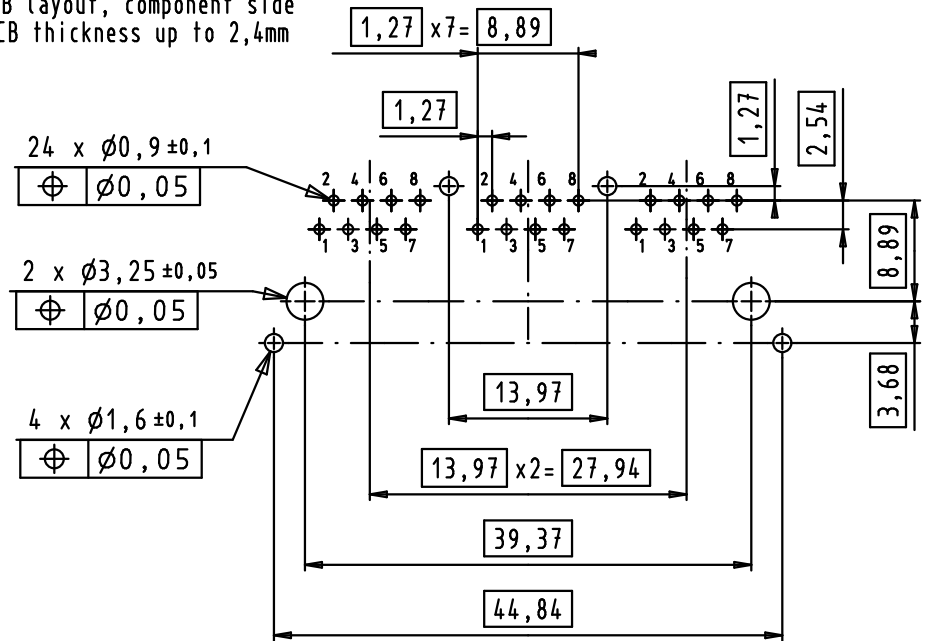
3

2

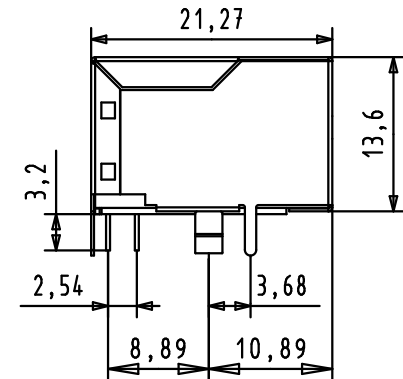
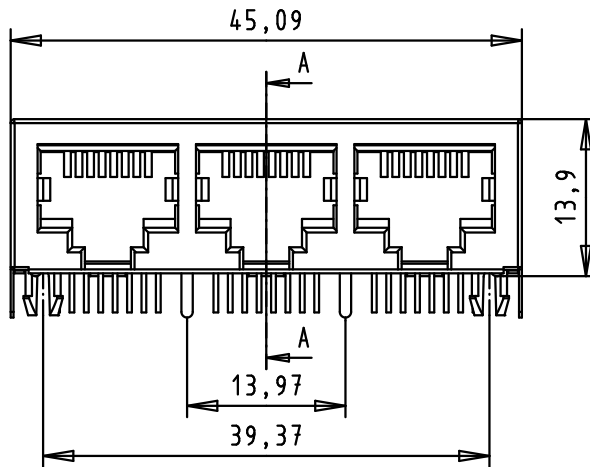
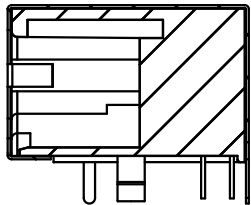
1



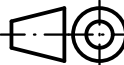
PCB layout, component side  
PCB thickness up to 2,4mm



A-A



Material:  
Shielding: brass plating nickel alloy  
Insert: Thermoplastic, UL-94-V0, black  
Contact: -Phosphor Bronze, selective gold plating  
15u" over nickel in contact area  
-Tin plating over nickel in solder area

			Dat.	Name	 All Dim. in mm Orig. Size DIN A 4
			Detail.	15/09/10	
			Insp.	09/DEC/11	JB
36299	20/04/12	SD	Stand.		
EC03766	09/DEC/11	BH	HARTING EURL F-95972 Paris		
36096	15/09/10	BH			
Mod.	Dat.	Name			

HARTING RJ Industrial® 3-ports modular RJ 45 Jack with 3x8 signal solder pins and 4 grounding solder pins	Maßstab/ Scale 1,5:1
TB 09 45 551 1123 Sub.	Blatt/ Page 1 / 1

