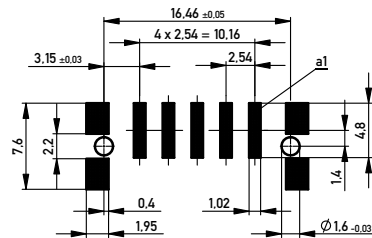


Leiterplatten-Layout Vorschlag für SMT
PCB-Layout Proposal for SMT



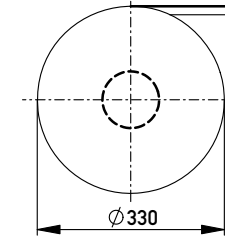
Anforderungsstufe 1
Performance Level 1

Kontaktbereich vergoldet
Mating Area gold plating

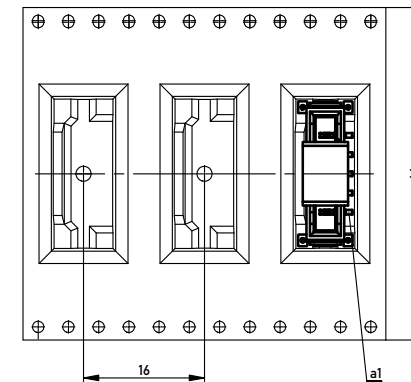
Anschlussbereich verzinkt 4-6 µm
Terminal Area 4-6 µm tin plating

Koplanarität der Anschlüsse ≤ 0,1 mm
Coplanarity Area of Termination ≤ 0,1 mm

Verpackt in Gurtverpackung
Tape on Reel Packaging
Verpackungseinheit: 320 Stück
Packaging unit: 320 pcs



← Abspulrichtung - Reel off Direction



454205		weiß white	0,3	4,5	0,9	3,9	Codierung wie Variante schwarz Encoding such variant black
254834		rot red	3,9	0,9	4,5	0,3	
254833		grün green	2,7	2,1	3,3	1,5	
254832		blau blue	1,5	3,3	2,1	2,7	
254831		schwarz black	0,3	4,5	0,9	3,9	
Ident-Nr. part-no.	Codierung coding	Farbe color	A	B	C	D	Bemerkung note

Information:	Tolerances		Scale	3:1
All rights reserved. Only for Information. To ensure that this is the latest version of this drawing, please contact one of the ERNI companies before using.	Subject to modification without prior notice. Drawing will not be updated.	Designation	M 2.54 SRC-P, 5-polig	
www.ERNI.com	ERNI	224914	I A2	
Class	SRCP			