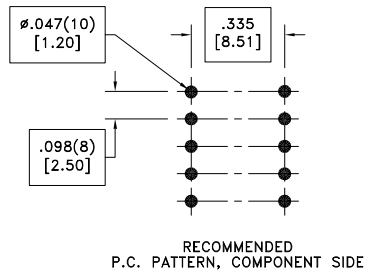
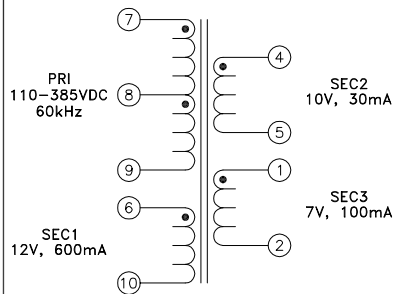
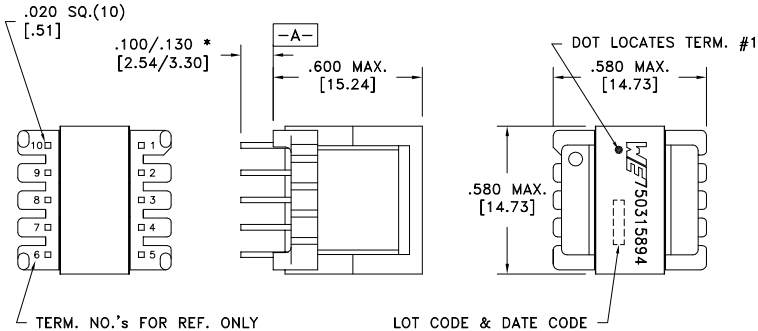


CUSTOMER TERMINAL	RoHS	LEAD(Pb)-FREE
Sn96%, Ag4%	Yes	Yes

more than you expect



PART MUST INSERT FULLY TO SURFACE A IN RECOMMENDED GRID .020 SQ.(10) * DIMENSION MAY BE EXCEEDED WITH SOLDER ONLY



ELECTRICAL SPECIFICATIONS @ 25°C unless otherwise noted:

PARAMETER	TEST CONDITIONS	VALUE
D.C. RESISTANCE	7-9 @20°C	3.50 ohms ±10%
D.C. RESISTANCE	1-2 @20°C	0.300 ohms ±10%
D.C. RESISTANCE	4-5 @20°C	0.400 ohms ±10%
D.C. RESISTANCE	6-10 @20°C	0.082 ohms ±10%
INDUCTANCE	7-9 10kHz, 100mVAC, Ls	2.30mH ±10%
SATURATION CURRENT	7-9 20% rolloff from initial	450mA
LEAKAGE INDUCTANCE	7-9 tie(1+2, 4+5, 6+10), 100kHz, 100mVAC, Ls	35uH typ., 70uH max.
DIELECTRIC	4-9 tie(2+4, 5+6), 625VAC, 1 second	-
DIELECTRIC	5-6 tie(2+4), 625VAC, 1 second	-
DIELECTRIC	1-5 625VAC, 1 second	-
TURNS RATIO	(7-8):(8-9)	1:1, ±1%
TURNS RATIO	(7-9):(6-10)	8:1, ±1%
TURNS RATIO	(7-9):(4-5)	9.33:1, ±1%
TURNS RATIO	(7-9):(1-2)	12.92:1, ±1%

GENERAL SPECIFICATIONS:

OPERATING TEMPERATURE RANGE: -40°C to +125°C including temp rise.

Functional insulation only.

Wire insulation & RoHS status not affected by wire color.
Wire insulation color may vary depending on availability.

REV.	DATE	Packaging Specifications Method: Tray PKG-0816 www.we-online.com/midcom		Tolerances unless otherwise specified: Angles: ±1° Fractions: ±1/64 Decimals: ±.005 [.13] Footprint: ±.001 [.03]	DRAWING TITLE TRANSFORMER	PART NO. 750315894
6A	10/17	SEE REVISION SHEET FOR REVISION LEVEL	CONVENTION PLACEMENT	This drawing is dual dimensioned. Dimensions in brackets are in millimeters.	eiSos p/n: 750315894	SPECIFICATION SHEET 1 OF 1