

**Data sheet | Item number: 231-320/031-000**


1-conductor female connector; CAGE CLAMP®; 2.5 mm<sup>2</sup>; Pin spacing 5.08 mm; 20-pole; clamping collar; 2,50 mm<sup>2</sup>; orange

[www.wago.com/231-320/031-000](http://www.wago.com/231-320/031-000)



**i** Picture differs from the item.

Color: 



Subject to changes. Please also observe the further product documentation!

WAGO Kontakttechnik GmbH & Co. KG  
Hansastr. 27  
32423 Minden  
Phone: +49571 887-0 | Fax: +49571 887-169  
Email: [info.de@wago.com](mailto:info.de@wago.com) | Web: [www.wago.com](http://www.wago.com)

Do you have any questions about our products?  
We are always happy to take your call at +49 (571) 887-44222.



Dimensions in mm

$$L_1 = (\text{pole no.} \times \text{pin spacing}) + 3 \text{ mm}$$

$$L_2 = (\text{pole no.} \times \text{pin spacing}) + 8.8 \text{ mm}$$

$$L_3 = (\text{pole no.} \times \text{pin spacing}) + 14.8 \text{ mm}$$

2- to 3-pole female connectors – one latch only

### Item description

- Universal connection for all conductor types
- Easy cable pre-assembly and on-unit wiring via vertical and horizontal CAGE CLAMP® actuation

—  
Subject to changes. Please also observe the further product documentation!



- Integrated test ports
- With coding fingers

**Data  
Notes**

Safety information 1

The *MCS – MULTI CONNECTION SYSTEM* includes connectors without breaking capacity in accordance with DIN EN 61984. When used as intended, these connectors must not be connected /disconnected when live or under load. The circuit design should ensure header pins, which can be touched, are not live when unmated.

Other versions (or variants) can be requested from WAGO Sales or configured at <https://configurator.wago.com/>.

Gold-plated or partially gold-plated contact surfaces

**Electrical data**

|                                 |   |
|---------------------------------|---|
| Approvals per                   | UL 1059   |
| Rated voltage UL (Use Group B)  | 300 V   |
| Rated current UL (Use Group B)  | 15 A  |
| Rated voltage UL (Use Group D)  | 300 V   |
| Rated current UL (Use Group D)  | 10 A  |
| Approvals per                   | CSA   |
| Rated voltage CSA (Use Group B) | 300 V   |
| Rated current CSA (Use Group B) | 15 A  |
| Rated voltage CSA (Use Group D) | 300 V   |
| Rated current CSA (Use Group D) | 10 A  |
| Ratings per                     | IEC/EN 60664-1  |
| Nominal voltage (III/3)         | 320 V   |
| Rated surge voltage (III/3)     | 4 kV  |
| Rated voltage (III/2)           | 320 V   |
| Rated surge voltage (III/2)     | 4 kV  |
| Nominal voltage (II/2)          | 630 V   |
| Rated surge voltage (II/2)      | 4 kV  |
| Rated current                   | 16 A  |
| Legend (ratings)                | (III / 2) ≙ Overtoltage category III / Pollution degree 2 |
| Rated voltage UL 1977           | 600 V   |
| Rated current UL 1977           | 15 A  |

Subject to changes. Please also observe the further product documentation!

WAGO Kontakttechnik GmbH & Co. KG  
 Hansastr. 27  
 32423 Minden  
 Phone: +49571 887-0 | Fax: +49571 887-169  
 Email: [info.de@wago.com](mailto:info.de@wago.com) | Web: [www.wago.com](http://www.wago.com)

Do you have any questions about our products?  
 We are always happy to take your call at +49 (571) 887-44222.

## Connection data

|   |  |
|---|--|
| Total number of connection points                 | 20   |
| Total number of potentials                        | 20   |
| Number of connection types                        | 1  |
| Number of levels                                  | 1  |
| Connection technology                             | CAGE CLAMP®                                  |
| Actuation type                                    | Operating tool                               |
| Solid conductor                                   | 0.08 ... 2.5 mm <sup>2</sup> / 28 ... 12 AWG |
| Fine-stranded conductor                           | 0.08 ... 2.5 mm <sup>2</sup> / 28 ... 12 AWG |
| Fine-stranded conductor; with insulated ferrule   | 0.25 ... 1.5 mm <sup>2</sup>                 |
| Fine-stranded conductor; with uninsulated ferrule | 0.25 ... 2.5 mm <sup>2</sup>                 |
| Strip length                                      | 8 ... 9 mm / 0.31 ... 0.35 inch              |
| Pole No.  | 20   |
| Conductor entry direction to mating direction     | 0°   |

## Physical data

|             |                       |
|-------------|-----------------------|
| Pin spacing | 5.08 mm / 0.2 inch    |
| Width       | 116.4 mm / 4.583 inch |
| Height      | 14.3 mm / 0.563 inch  |
| Depth       | 26.45 mm / 1.041 inch |

## Mechanical data

|               |   |
|---------------|---|
| Mounting type | Mounting flange                         |
| Mounting type | Feed-through mounting<br>Panel mounting |

## Plug-in connection

|                                    |                         |
|------------------------------------|-------------------------|
| Contact type (pluggable connector) | Female connector/socket |
| Connector (connection type)        | for conductor           |
| Mismating protection               | No                      |
| Locking of plug-in connection      | Without                 |

## Material data

|                |        |
|----------------|--------|
| Color          | orange |
| Material group | I      |

Subject to changes. Please also observe the further product documentation!

|                             |                                   |
|-----------------------------|-----------------------------------|
| Insulation material         | Polyamide (PA66)                  |
| Flammability class per UL94 | V0                                |
| Clamping spring material    | Chrome nickel spring steel (CrNi) |
| Contact material            | Copper alloy                      |
| Contact plating             | tin-plated                        |
| Fire load                   | 0.53 MJ                           |
| Weight                      | 36.9 g                            |

### Environmental requirements



|                         |                |
|-------------------------|----------------|
| Limit temperature range | -60 ... +85 °C |
|-------------------------|----------------|

### Commercial data

|                       |                        |
|-----------------------|------------------------|
| Product Group         | 3 (Multi Conn. System) |
| PU (SPU)              | 10 Stück               |
| Packaging type        | box                    |
| Country of origin     | DE                     |
| GTIN                  | 4044918350112          |
| Customs tariff number | 85366990990            |

### Approvals / Certificates

#### Country specific Approvals

| Logo   | Approval                                     | Additional Approval Text | Certificate name |
|--|--|--------------------------|------------------|
|  | <b>CB</b><br>DEKRA Certification B.V.        | IEC 61984                | NL-39756         |
|  | <b>CSA</b><br>DEKRA Certification B.V.       | C22.2                    | 1466354          |
|  | <b>KEMA/KEUR</b><br>DEKRA Certification B.V. | EN 61984                 | 2190761.01       |



#### Ship Approvals

| Logo | Approval                                  | Additional Approval Text | Certificate name         |
|------|---|--------------------------|--------------------------|
|      | <b>ABS</b><br>American Bureau of Shipping | -                        | 19-<br>HG1869876-<br>PDA |

Subject to changes. Please also observe the further product documentation!



## UL-Approvals

| Logo   | Approval                                | Additional Approval Text | Certificate name |
|--|---|--------------------------|------------------|
|  | cURus<br>Underwriters Laboratories Inc. | UL 1059                  | E45172           |
|  | UL<br>UL International Germany GmbH     | UL 1977                  | E45171           |

## Counterpart



### Item no.231-650

1-conductor male connector; CAGE CLAMP®; 2.5 mm<sup>2</sup>; Pin spacing 5.08 mm; 20-pole; 2,50 mm<sup>2</sup>; orange [www.wago.com/231-650](http://www.wago.com/231-650)



### Item no.231-350/001-000

THT male header; 1.0 x 1.0 mm solder pin; straight; Pin spacing 5.08 mm; 20-pole; orange [www.wago.com/231-350/001-000](http://www.wago.com/231-350/001-000)



### Item no.231-550/001-000

THT male header; 1.0 x 1.0 mm solder pin; angled; Pin spacing 5.08 mm; 20-pole; orange [www.wago.com/231-550/001-000](http://www.wago.com/231-550/001-000)

## Optional accessories

### Tool

Operating tool



### Item no.: 209-130

Operating tool; suitable for 264, 280 and 281 Series; 1-way; of insulating material; white [www.wago.com/209-130](http://www.wago.com/209-130)



### Item no.: 209-132

Operating tool; for connecting comb-style jumper bar; 2-way; of insulating material [www.wago.com/209-132](http://www.wago.com/209-132)



### Item no.: 231-159

Operating tool; natural [www.wago.com/231-159](http://www.wago.com/231-159)



### Item no.: 231-231

Combination operating tool; red [www.wago.com/231-231](http://www.wago.com/231-231)

Subject to changes. Please also observe the further product documentation!

WAGO Kontakttechnik GmbH & Co. KG

Hansastr. 27
















32423 Minden

Phone: +49571 887-0 | Fax: +49571 887-169

Email: [info.de@wago.com](mailto:info.de@wago.com) | Web: [www.wago.com](http://www.wago.com)

Do you have any questions about our products?

We are always happy to take your call at +49 (571) 887-44222.

|  |   |  |
|--|---|--|
|    | <b>Item no.: 210-657</b><br>Operating tool; Blade: 3.5 x 0.5 mm; with a partially insulated shaft; short; multicoloured           | <a href="http://www.wago.com/210-657">www.wago.com/210-657</a> |
|    | <b>Item no.: 210-720</b><br>Operating tool; Blade: 3.5 x 0.5 mm; with a partially insulated shaft; multicoloured                  | <a href="http://www.wago.com/210-720">www.wago.com/210-720</a> |
|    | <b>Item no.: 231-131</b><br>Operating tool; made of insulating material; 1-way; loose; white                                      | <a href="http://www.wago.com/231-131">www.wago.com/231-131</a> |
|    | <b>Item no.: 231-291</b><br>Operating tool; made of insulating material; 1-way; loose; red  | <a href="http://www.wago.com/231-291">www.wago.com/231-291</a> |
|    | <b>Item no.: 280-432</b><br>Operating tool; made of insulating material; 2-way; white   | <a href="http://www.wago.com/280-432">www.wago.com/280-432</a> |
|    | <b>Item no.: 280-434</b><br>Operating tool; made of insulating material; 4-way  | <a href="http://www.wago.com/280-434">www.wago.com/280-434</a> |
|    | <b>Item no.: 280-437</b><br>Operating tool; made of insulating material; 7-way  | <a href="http://www.wago.com/280-437">www.wago.com/280-437</a> |
|    | <b>Item no.: 280-440</b><br>Operating tool; made of insulating material; 10-way   | <a href="http://www.wago.com/280-440">www.wago.com/280-440</a> |
|   | <b>Item no.: 280-435</b><br>Operating tool; made of insulating material; 5-way; gray  | <a href="http://www.wago.com/280-435">www.wago.com/280-435</a> |
|  | <b>Item no.: 280-436</b><br>Operating tool; made of insulating material; 6-way  | <a href="http://www.wago.com/280-436">www.wago.com/280-436</a> |
|  | <b>Item no.: 280-438</b><br>Operating tool; made of insulating material; 8-way  | <a href="http://www.wago.com/280-438">www.wago.com/280-438</a> |
|  | <b>Item no.: 280-433</b><br>Operating tool; made of insulating material; 3-way  | <a href="http://www.wago.com/280-433">www.wago.com/280-433</a> |
| <b>Testing and measuring</b>   |   |  |
| Testing accessories  |   |  |
|  | <b>Item no.: 210-136</b><br>Test plug; 2 mm Ø; with 500 mm cable; red   | <a href="http://www.wago.com/210-136">www.wago.com/210-136</a> |
|  | <b>Item no.: 231-661</b><br>Test plugs for female connectors; for 5 mm and 5.08 mm pin spacing; 2,50 mm <sup>2</sup> ; light gray | <a href="http://www.wago.com/231-661">www.wago.com/231-661</a> |
| <b>Cover</b>   |   |  |
| Cover  |   |  |
|  | <b>Item no.: 231-669</b><br>Lockout caps; for covering unused clamping units; orange  | <a href="http://www.wago.com/231-669">www.wago.com/231-669</a> |

Subject to changes. Please also observe the further product documentation!




---

**Marking accessories**


---

## Marking strip

|   |  |
|---|--|
| <b>Item no.: 210-331/508-103</b><br>Marking strips; as a DIN A4 sheet; MARKED; 1-12 (200x); Height of marker strip: 2.3 mm/0.091 in; Strip length 182 mm; Horizontal marking; Self-adhesive; white  | <a href="http://www.wago.com/210-331/508-103">www.wago.com/210-331/508-103</a> |
| <b>Item no.: 210-331/508-104</b><br>Marking strips; as a DIN A4 sheet; MARKED; 13-24 (200x); Height of marker strip: 2.3 mm/0.091 in; Strip length 182 mm; Horizontal marking; Self-adhesive; white | <a href="http://www.wago.com/210-331/508-104">www.wago.com/210-331/508-104</a> |
| <b>Item no.: 210-332/508-202</b><br>Marking strips; as a DIN A4 sheet; MARKED; 1-16 (160x); Height of marker strip: 3 mm; Strip length 182 mm; Horizontal marking; Self-adhesive; white             | <a href="http://www.wago.com/210-332/508-202">www.wago.com/210-332/508-202</a> |
| <b>Item no.: 210-332/508-204</b><br>Marking strips; as a DIN A4 sheet; MARKED; 17-32 (160x); Height of marker strip: 3 mm; Strip length 182 mm; Horizontal marking; Self-adhesive; white            | <a href="http://www.wago.com/210-332/508-204">www.wago.com/210-332/508-204</a> |
| <b>Item no.: 210-332/508-206</b><br>Marking strips; as a DIN A4 sheet; MARKED; 33-48 (160x); Height of marker strip: 3 mm; Strip length 182 mm; Horizontal marking; Self-adhesive; white            | <a href="http://www.wago.com/210-332/508-206">www.wago.com/210-332/508-206</a> |
| <b>Item no.: 210-332/508-205</b><br>Marking strips; as a DIN A4 sheet; MARKED; 1-32 (80x); Height of marker strip: 3 mm; Strip length 182 mm; Horizontal marking; Self-adhesive; white              | <a href="http://www.wago.com/210-332/508-205">www.wago.com/210-332/508-205</a> |

---

**Ferrule**


---

## Ferrule

|  |  |
|--|--|
| <b>Item no.: 216-101</b><br>Ferrule; Sleeve for 0.5 mm <sup>2</sup> / AWG 22; uninsulated; electro-tin plated; silver-colored  | <a href="http://www.wago.com/216-101">www.wago.com/216-101</a> |
| <b>Item no.: 216-104</b><br>Ferrule; Sleeve for 1.5 mm <sup>2</sup> / AWG 16; uninsulated; electro-tin plated; silver-colored  | <a href="http://www.wago.com/216-104">www.wago.com/216-104</a> |
| <b>Item no.: 216-106</b><br>Ferrule; Sleeve for 2.5 mm <sup>2</sup> / AWG 14; uninsulated; electro-tin plated; silver-colored  | <a href="http://www.wago.com/216-106">www.wago.com/216-106</a> |
| <b>Item no.: 216-102</b><br>Ferrule; Sleeve for 0.75 mm <sup>2</sup> / AWG 20; uninsulated; electro-tin plated; silver-colored | <a href="http://www.wago.com/216-102">www.wago.com/216-102</a> |
| <b>Item no.: 216-103</b><br>Ferrule; Sleeve for 1 mm <sup>2</sup> / AWG 18; uninsulated; electro-tin plated                    | <a href="http://www.wago.com/216-103">www.wago.com/216-103</a> |
| <b>Item no.: 216-123</b><br>Ferrule; Sleeve for 1 mm <sup>2</sup> / AWG 18; uninsulated; electro-tin plated; silver-colored    | <a href="http://www.wago.com/216-123">www.wago.com/216-123</a> |
| <b>Item no.: 216-122</b><br>Ferrule; Sleeve for 0.75 mm <sup>2</sup> / AWG 20; uninsulated; electro-tin plated; silver-colored | <a href="http://www.wago.com/216-122">www.wago.com/216-122</a> |
| <b>Item no.: 216-124</b><br>Ferrule; Sleeve for 1.5 mm <sup>2</sup> / AWG 16; uninsulated; electro-tin plated                  | <a href="http://www.wago.com/216-124">www.wago.com/216-124</a> |
| <b>Item no.: 216-142</b>   |  |

Subject to changes. Please also observe the further product documentation!





|   |   |  |
|---|---|--|
|   | Ferrule; Sleeve for 0.75 mm <sup>2</sup> / 18 AWG; uninsulated; electro-tin plated; electrolytic copper; gastight crimped; acc. to DIN 46228, Part 1/08.92  | <a href="http://www.wago.com/216-142">www.wago.com/216-142</a> |
| 1 | <b>Item no.: 216-132</b><br>Ferrule; Sleeve for 0.34 mm <sup>2</sup> / AWG 24; uninsulated; electro-tin plated  | <a href="http://www.wago.com/216-132">www.wago.com/216-132</a> |
| 1 | <b>Item no.: 216-121</b><br>Ferrule; Sleeve for 0.5 mm <sup>2</sup> / AWG 22; uninsulated; electro-tin plated; silver-colored   | <a href="http://www.wago.com/216-121">www.wago.com/216-121</a> |
| 1 | <b>Item no.: 216-143</b><br>Ferrule; Sleeve for 1 mm <sup>2</sup> / AWG 18; uninsulated; electro-tin plated; electrolytic copper; gastight crimped; acc. to DIN 46228, Part 1/08.92                   | <a href="http://www.wago.com/216-143">www.wago.com/216-143</a> |
| 1 | <b>Item no.: 216-131</b><br>Ferrule; Sleeve for 0.25 mm <sup>2</sup> / AWG 24; uninsulated; electro-tin plated; silver-colored  | <a href="http://www.wago.com/216-131">www.wago.com/216-131</a> |
| 1 | <b>Item no.: 216-141</b><br>Ferrule; Sleeve for 0.5 mm <sup>2</sup> / 20 AWG; uninsulated; electro-tin plated; electrolytic copper; gastight crimped; acc. to DIN 46228, Part 1/08.92                 | <a href="http://www.wago.com/216-141">www.wago.com/216-141</a> |
| 1 | <b>Item no.: 216-152</b><br>Ferrule; Sleeve for 0.34 mm <sup>2</sup> / AWG 24; uninsulated; electro-tin plated  | <a href="http://www.wago.com/216-152">www.wago.com/216-152</a> |
| 1 | <b>Item no.: 216-203</b><br>Ferrule; Sleeve for 1 mm <sup>2</sup> / AWG 18; insulated; electro-tin plated; red  | <a href="http://www.wago.com/216-203">www.wago.com/216-203</a> |
| 1 | <b>Item no.: 216-202</b><br>Ferrule; Sleeve for 0.75 mm <sup>2</sup> / 18 AWG; insulated; electro-tin plated; gray  | <a href="http://www.wago.com/216-202">www.wago.com/216-202</a> |
| 1 | <b>Item no.: 216-151</b><br>Ferrule; Sleeve for 0.25 mm <sup>2</sup> / AWG 24; uninsulated; electro-tin plated  | <a href="http://www.wago.com/216-151">www.wago.com/216-151</a> |
| 1 | <b>Item no.: 216-204</b><br>Ferrule; Sleeve for 1.5 mm <sup>2</sup> / AWG 16; insulated; electro-tin plated; black  | <a href="http://www.wago.com/216-204">www.wago.com/216-204</a> |
| 1 | <b>Item no.: 216-144</b><br>Ferrule; Sleeve for 1.5 mm <sup>2</sup> / AWG 16; uninsulated; electro-tin plated; electrolytic copper; gastight crimped; acc. to DIN 46228, Part 1/08.92; silver-colored | <a href="http://www.wago.com/216-144">www.wago.com/216-144</a> |
| 1 | <b>Item no.: 216-201</b><br>Ferrule; Sleeve for 0.5 mm <sup>2</sup> / 20 AWG; insulated; electro-tin plated; white  | <a href="http://www.wago.com/216-201">www.wago.com/216-201</a> |
| 1 | <b>Item no.: 216-223</b><br>Ferrule; Sleeve for 1 mm <sup>2</sup> / AWG 18; insulated; electro-tin plated; red  | <a href="http://www.wago.com/216-223">www.wago.com/216-223</a> |
| 1 | <b>Item no.: 216-241</b><br>Ferrule; Sleeve for 0.5 mm <sup>2</sup> / 20 AWG; insulated; electro-tin plated; electrolytic copper; gastight crimped; acc. to DIN 46228, Part 4/09.90; white            | <a href="http://www.wago.com/216-241">www.wago.com/216-241</a> |
| 1 | <b>Item no.: 216-242</b><br>Ferrule; Sleeve for 0.75 mm <sup>2</sup> / 18 AWG; insulated; electro-tin plated; electrolytic copper; gastight crimped; acc. to DIN 46228, Part 4/09.90; gray            | <a href="http://www.wago.com/216-242">www.wago.com/216-242</a> |
| 1 | <b>Item no.: 216-222</b><br>Ferrule; Sleeve for 0.75 mm <sup>2</sup> / 18 AWG; insulated; electro-tin plated; gray  | <a href="http://www.wago.com/216-222">www.wago.com/216-222</a> |
| 1 | <b>Item no.: 216-221</b>  | <a href="http://www.wago.com/216-221">www.wago.com/216-221</a> |

Subject to changes. Please also observe the further product documentation!

Ferrule; Sleeve for 0.5 mm<sup>2</sup> / 20 AWG; insulated; electro-tin plated; white



**Item no.: 216-224**

Ferrule; Sleeve for 1.5 mm<sup>2</sup> / AWG 16; insulated; electro-tin plated; black

[www.wago.com/216-224](http://www.wago.com/216-224)



**Item no.: 216-243**

Ferrule; Sleeve for 1 mm<sup>2</sup> / AWG 18; insulated; electro-tin plated; electrolytic copper; gastight crimped; acc. to DIN 46228, Part 4/09.90; red

[www.wago.com/216-243](http://www.wago.com/216-243)



**Item no.: 216-244**

Ferrule; Sleeve for 1.5 mm<sup>2</sup> / AWG 16; insulated; electro-tin plated; electrolytic copper; gastight crimped; acc. to DIN 46228, Part 4/09.90; black

[www.wago.com/216-244](http://www.wago.com/216-244)



**Item no.: 216-263**

Ferrule; Sleeve for 1 mm<sup>2</sup> / AWG 18; insulated; electro-tin plated; electrolytic copper; gastight crimped; acc. to DIN 46228, Part 4/09.90; red

[www.wago.com/216-263](http://www.wago.com/216-263)



**Item no.: 216-264**

Ferrule; Sleeve for 1.5 mm<sup>2</sup> / AWG 16; insulated; electro-tin plated; electrolytic copper; gastight crimped; acc. to DIN 46228, Part 4/09.90; black

[www.wago.com/216-264](http://www.wago.com/216-264)



**Item no.: 216-284**

Ferrule; Sleeve for 1.5 mm<sup>2</sup> / AWG 16; insulated; electro-tin plated; electrolytic copper; gastight crimped; acc. to DIN 46228, Part 4/09.90; black

[www.wago.com/216-284](http://www.wago.com/216-284)



**Item no.: 216-262**

Ferrule; Sleeve for 0.75 mm<sup>2</sup> / 18 AWG; insulated; electro-tin plated; electrolytic copper; gastight crimped; acc. to DIN 46228, Part 4/09.90; gray

[www.wago.com/216-262](http://www.wago.com/216-262)



**Item no.: 216-301**

Ferrule; Sleeve for 0.25 mm<sup>2</sup> / AWG 24; insulated; electro-tin plated; yellow

[www.wago.com/216-301](http://www.wago.com/216-301)



**Item no.: 216-321**

Ferrule; Sleeve for 0.25 mm<sup>2</sup> / AWG 24; insulated; electro-tin plated; yellow

[www.wago.com/216-321](http://www.wago.com/216-321)



**Item no.: 216-322**

Ferrule; Sleeve for 0.34 mm<sup>2</sup> / 22 AWG; insulated; electro-tin plated; green

[www.wago.com/216-322](http://www.wago.com/216-322)



**Item no.: 216-302**

Ferrule; Sleeve for 0.34 mm<sup>2</sup> / 22 AWG; insulated; electro-tin plated; green

[www.wago.com/216-302](http://www.wago.com/216-302)

#### Insulation stop

Insulation stop



**Item no.: 231-672**

Insulation stop; 0.75 - 1 mm<sup>2</sup>; dark gray

[www.wago.com/231-672](http://www.wago.com/231-672)



**Item no.: 231-670**

Insulation stop; 0.08-0.2 mm<sup>2</sup> / 0.2 mm<sup>2</sup> "s"; white

[www.wago.com/231-670](http://www.wago.com/231-670)



**Item no.: 231-671**

Insulation stop; 0.25 - 0.5 mm<sup>2</sup>; light gray

[www.wago.com/231-671](http://www.wago.com/231-671)

#### Jumpers

Subject to changes. Please also observe the further product documentation!

WAGO Kontakttechnik GmbH & Co. KG

Hansastr. 27

32423 Minden






Phone: +49571 887-0 | Fax: +49571 887-169

Email: [info.de@wago.com](mailto:info.de@wago.com) | Web: [www.wago.com](http://www.wago.com)

Do you have any questions about our products?

We are always happy to take your call at +49 (571) 887-44222.

Jumper

|  |  |  |
|--|--|--|
|  | <b>Item no.: 231-905</b><br>Jumper; for conductor entry; 5-way; insulated; gray  | <a href="http://www.wago.com/231-905">www.wago.com/231-905</a> |
|  | <b>Item no.: 231-903</b><br>Jumper; for conductor entry; 3-way; insulated; gray  | <a href="http://www.wago.com/231-903">www.wago.com/231-903</a> |
|  | <b>Item no.: 231-907</b><br>Jumper; for conductor entry; 7-way; insulated; gray  | <a href="http://www.wago.com/231-907">www.wago.com/231-907</a> |
|  | <b>Item no.: 231-910</b><br>Jumper; for conductor entry; 10-way; insulated; gray | <a href="http://www.wago.com/231-910">www.wago.com/231-910</a> |
|  | <b>Item no.: 231-902</b><br>Jumper; for conductor entry; 2-way; insulated; gray  | <a href="http://www.wago.com/231-902">www.wago.com/231-902</a> |

Mounting

Mounting accessories

|  |  |  |
|--|--|--|
|    | <b>Item no.: 209-147</b><br>Self-tapping screw                                 | <a href="http://www.wago.com/209-147">www.wago.com/209-147</a> |
|    | <b>Item no.: 231-194</b><br>Self-tapping screw; B 2.2x13, fixing hole 1.8 mm Ø | <a href="http://www.wago.com/231-194">www.wago.com/231-194</a> |
|   | <b>Item no.: 231-195</b><br>Screw with nut; M2x12; for fixing element          | <a href="http://www.wago.com/231-195">www.wago.com/231-195</a> |
|  | <b>Item no.: 231-295</b><br>Screw with nut                                     | <a href="http://www.wago.com/231-295">www.wago.com/231-295</a> |

Downloads

Documentation

Additional Information

|                        |             |               |          |
|------------------------|-------------|---------------|----------|
| Technical explanations | Apr 3, 2019 | pdf<br>2.0 MB | Download |
|------------------------|-------------|---------------|----------|

CAD/CAE-Data

CAE data

|                                   |     |          |
|-----------------------------------|-----|----------|
| EPLAN Data Portal 231-320/031-000 | URL | Download |
| ZUKEN Portal 231-320/031-000      | URL | Download |
| EPLAN Data Portal 231-320/031-000 | URL | Download |

Subject to changes. Please also observe the further product documentation!

WAGO Kontakttechnik GmbH & Co. KG  
 Hansastr. 27  
 32423 Minden  
 Phone: +49571 887-0 | Fax: +49571 887-169  
 Email: [info.de@wago.com](mailto:info.de@wago.com) | Web: [www.wago.com](http://www.wago.com)

Do you have any questions about our products?  
 We are always happy to take your call at +49 (571) 887-44222.

## CAD data

2D/3D Models 231-320/031-000

[URL](#)

[Download](#)

## Environmental Product Compliance

### Compliance Search

Environmental Product Compliance 231-320/031-000

[URL](#)


[Download](#)

1-conductor female connector; CAGE CLAMP®; 2.5 mm<sup>2</sup>; Pin spacing 5.08 mm; 20-pole; clamping collar; 2,50 mm<sup>2</sup>; orange

## Installation Notes



Female connectors with mounting flanges can be used as PCB through-panel connectors – conductor termination parallel to CAGE CLAMP® actuation.




PCB female connectors with mounting flanges can be used as through-panel connectors for external wiring.


Subject to changes. Please also observe the further product documentation!




16-pole female connector with mounting flanges in a 19" rack – conductor termination parallel to CAGE CLAMP® actuation




Inserting a conductor via 3.5 mm screwdriver – CAGE CLAMP® actuation parallel to conductor entry.



Inserting a conductor via 3.5 mm screwdriver – CAGE CLAMP® actuation perpendicular to conductor entry.



Inserting a conductor into CAGE CLAMP® unit via operating lever (231-291).




Inserting a conductor via operating tool.

Subject to changes. Please also observe the further product documentation!




Coding a female connector by removing coding finger(s).




Testing – female connector with CAGE CLAMP®

Integrated test ports for testing perpendicular to conductor entry via 2 or 2.3 mm Ø test plug

### Installation



Male connector with strain relief plate



Strain relief housing shown with a male connector equipped with CAGE CLAMP®

Subject to changes. Please also observe the further product documentation!

### Marking



Labeling via direct marking or self-adhesive strips.

### Product family

**MCS MIDI Classic**

[Show all products from the family](#)

Subject to changes. Please also observe the further product documentation!