

ÖLFLEX® SERVO FD 7TCE

Continuous flex tray-rated servo cable; 600/1000V; UL TC-ER approval



LAPP KABEL STUTTGART ÖLFLEX® SERVO FD 7TCE



ÖLFLEX® SERVO FD 7TCE is a continuous flex and oil resistant servo cable suitable for mounting either in equipment or in cable tray, eliminating the need for two different types of cable in a single run. A longer cable connection is possible between the drive and the motor due to its low-capacitance design. This one cable solution is ideal for installing power to servo motor systems.

Recommended applications

Motor connections between servo controller and motors on industrial machinery; in tray applications and cable tracks or moving machine parts; assembly handling; production lines and robotic systems with North American and European approvals

Approvals



Construction

Conductors: finely stranded bare copper

Insulation: EPR





Pairs: one pair: shielded with foil & tinned copper braid (85% coverage) • two pairs: individually shielded with foil, drain wire, tinned copper braid (85% coverage)


Shielding: overall wrapping; overall tinned copper braid (85% coverage)

Jacket: specially formulated thermoplastic elastomer (TPE); orange

Application advantage








- Tray rated cable for servo applications
- Low capacitance design
- UL TC-ER & c(UL) CIC approvals
- Oil & UV resistant; flame retardant

Cable attributes		page 648	
 OIL	OR-03	 FLAME	FR-03
 MOTION	CF-02	 MECH.	MP-03

Complete the installation	
	EPIC® POWER LS1 page 441

ÖLFLEX® CONNECT solution	
	ÖLFLEX® CONNECT SERVO page 607

Technical data

 Minimum bend radius:	- for continuous flexing: 7.5 x cable diameter - for stationary use: 5 x cable diameter	 Color code:	- power: black conductors with white letters: U/L1/C/L+; V/L2; W/L3/D/L- plus green/yellow ground black & white black with white numbers: 5, 6, 7, 8
 Temperature range:	- for continuous flexing: -5°C to +90°C - for stationary use: -40°C to +105°C - UL TC: -25°C to +90°C	 Approvals:	UL: TC-ER per UL 1277 Flexible Motor Supply 1000V Attributes: UL Oil Res I/II -40°C cold bend; -25°C cold impact UV resistant direct burial NFPA 79 NEC: Class 1 Division 2 per NEC Article 501 Canada: c(UL) CIC FT4 (18 - 14 AWG) cRU AWM II A/B FT4 Additional: CE & RoHS
 Nominal voltage:	- UL TC-ER: 600V - UL Flexible Motor Supply: 1000V - VDE U ₀ /U: 600/1000V		
 Test voltage:	4000V		
 Conductor stranding:	Class 6 super fine wire		

ÖLFLEX® SERVO FD 7TCE

Part number	Conductor description power conductors + control pairs		Nominal outer diameter		Copper weight lbs/mft	Approx. weight lbs/mft	EPIC® POWER LS1* configuration	
			in	mm				
4 power conductors								
700750	16 AWG/4c	—	0.400	10.2	61	117	5+PE	
700751	14 AWG/4c	—	0.448	11.4	95	154	5+PE	
700752	12 AWG/4c	—	0.514	13.1	135	214	5+PE	
700753	10 AWG/4c	—	0.590	15.0	190	289	—	
4 power conductors + 1 control pair								
700754	16 AWG/4c	+	(16 AWG/1pr)	0.500	12.7	97	174	3+PE+4
700755	14 AWG/4c	+	(16 AWG/1pr)	0.543	13.8	134	239	3+PE+4
700756	12 AWG/4c	+	(16 AWG/1pr)	0.635	16.1	184	300	3+PE+4
700757	10 AWG/4c	+	(16 AWG/1pr)	0.674	17.1	232	360	—
4 power conductors + 2 control pairs								
700758	18 AWG/4c	+	2 x (18 AWG/1pr)	0.523	13.3	102	188	3+PE+4
700759	16 AWG/4c	+	2 x (18 AWG/1pr)	0.584	14.8	128	238	3+PE+4
700760	14 AWG/4c	+	2 x (18 AWG/1pr)	0.625	15.9	153	275	3+PE+4
700761	12 AWG/4c	+	(18 AWG/1pr) + (16 AWG/1pr)	0.705	17.9	214	352	—
700762	10 AWG/4c	+	(18 AWG/1pr) + (16 AWG/1pr)	0.741	18.8	262	411	—

() = shielded

* Check connection on motor prior to selecting EPIC® POWER LS1 connector type