



# Product Change Notification

## TE Connectivity

Product Change Notification: PCN-22-126851

PCN Date: 31-JAN-22

TE would like to inform you of the following change(s) to the listed TE Connectivity Product. In case of any further questions about this change(s), please contact your TE Connectivity Sales Engineer. Affected part, drawing and/or specification numbers are listed on the attached sheet(s).

**General Product Description:**  
Packing specification change

**Description of Changes**  
Mirror mat is added to packaging specification. (not affecting specification of product).  
**Other attachments:**  
[Packing change point](#)

**Reason for Changes:**

<b>PCN Attributes:</b>	
<b>Product Category:</b> Infotainment Products	<b>Kind of Change:</b> Drawing
<b>Change Feature:</b> Note Update	<b>Potential Customer Impact:</b> Revision adapted
<b>Remarks:</b> Mirror mat will be added for protection product between tray and tray.	

<b>Estimated Dates:</b>	
<b>Last Order Date</b> (Obsolete Parts Only):	<b>First Ship Date of Changed Items</b> (Changed Parts Only): 10-FEB-2022
<b>Last Ship Date of Changed Items</b> (Obsolete Parts Only):	<b>Last Date for Mixed Shipments:</b> (Changed Parts Only): No Mixed Shipments
<b>Effectivity Date:</b> 20-JAN-2022	<b>Date of First Samples:</b> 20-JAN-2022

**Part Number(s) being Modified:**

Part Number	Part Discontinued per PCN	Customer Drawing	Customer Part Number	Alias Part Number(s)	Substitute Part Number	Substitute Alias Part Number(s)	Description Of Difference
<a href="#">2317581-3</a>	NO						
<a href="#">2317581-4</a>	NO						

The documents listed below are being modified. Related parts that are not explicitly listed on this PCN are not being modified or discontinued as per the PCN. The Last Order Date, Last Ship Date, First Date to Ship Changed Parts and last date for Mixed Shipments apply only to parts explicitly listed on this PCN.

**Customer Drawing(s) Being Modified:**

Drawing Number	Related Part Number	Customer Part Number	Current Revision	New Revision
<a href="#">2317581</a>	2317581-3		A	
2317581-FJT (Customer Restricted)	2317581-3		A	
2317581-MZC (Customer Restricted)	2317581-3		A	

**Part Number(s) being Modified:**

Part Number	Part Discontinued per PCN	Customer Drawing	Customer Part Number	Alias Part Number(s)	Substitute Part Number	Substitute Alias Part Number(s)	Description Of Difference
<a href="#">2317581-3</a>	NO						
<a href="#">2317581-4</a>	NO						

The documents listed below are being modified. Related parts that are not explicitly listed on this PCN are not being modified or discontinued as per the PCN. The Last Order Date, Last Ship Date, First Date to Ship Changed Parts and last date for Mixed Shipments apply only to parts explicitly listed on this PCN.

**Customer Drawing(s) Being Modified:**

Drawing Number	Related Part Number	Customer Part Number	Current Revision	New Revision
<a href="#">2317581</a>	2317581-3		A	
2317581-FJT (Customer Restricted)	2317581-3		A	
2317581-MZC (Customer Restricted)	2317581-3		A	

**Part Number(s) being Modified:**

Part Number	Part Discontinued per PCN	Customer Drawing	Customer Part Number	Alias Part Number(s)	Substitute Part Number	Substitute Alias Part Number(s)	Description Of Difference
<a href="#">2317581-3</a>	NO						
<a href="#">2317581-4</a>	NO						

The documents listed below are being modified. Related parts that are not explicitly listed on this PCN are not being modified or discontinued as per the PCN. The Last Order Date, Last Ship Date, First Date to Ship Changed Parts and last date for Mixed Shipments apply only to parts explicitly listed on this PCN.

**Customer Drawing(s) Being Modified:**

Drawing Number	Related Part Number	Customer Part Number	Current Revision	New Revision
<a href="#">2317581</a>	2317581-3		A	
2317581-FJT (Customer Restricted)	2317581-3		A	
2317581-MZC (Customer Restricted)	2317581-3		A	

# Packing change: Add the mirror mat

## Applied Part numbers

- 2317581-3,-4. 2315627-5,2315739-3,-4. 2362662-1

## Purpose

- Measure to protect product during transportation.

## Changing point







- Mirror mat is added between tray and tray as shown Fig1.

## Evaluation result

- Transportation and drop test based on JIS Z 0200 was passed.

Contact to PDE representative for further detail.

Packing change point. Add item2

		
<p>1: put on header to tray</p>	<p>2: Set mirror mat above tray</p>	<p>3 Wrap the tray top and bottom with cardboard. then put in plastic bag and paste tape.</p>
		
<p>4 Set cardboard for buffer on all side.</p>	<p>5 Set tray shown by item3 in cardboard.</p>	<p>6 Set buffer material</p>

Fig,1