

C301306 Series



1. Features of C301306 Series :

- 43.9x43.9mm Max.(LxW),27mm Max. Height.
- Inductance range: 1.7mH~6.7mH,Custom values are welcomed.
- AC common mode noise filter for Power Supplies and Lighting Application.
- Rated Voltage: 250VAC.
- Dielectric strength:1500Vrms,winding to winding.
- UL 94 V-0 Material
- Operating temperature: -40 to +125°C.
- RoHS & HF compliance Components.

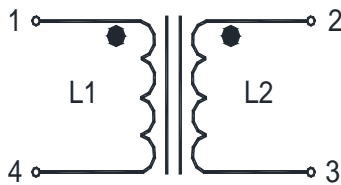


2. Electrical Characteristics of C301306 Series:

ITG Part Number	OCL ¹ (PIN1-4/2-3) (mH) ± 30%	OCL ¹ L1-L2 (uH) Max.	DCR (PIN1-4/2-3) (mΩ) Max. @25°C	I _{rated} ² (A) Max.	Dim. E1 (mm) ±0.4	Dim. E2 (mm) ±0.4	Dim. F (mm) ±0.1	Dim. G (mm) Max.	Dim. H (mm) Ref.	Fig
C301306-172NHF	1.70	170.00	6.50	18.00	11.00	36.00	Φ1.60	27.00	Φ2.00	1
C301306-202NHF	2.00	190.00	8.00	16.00	11.00	36.00	Φ1.50	27.00	Φ1.90	1
C301306-332NHF	3.30	250.00	11.00	13.50	11.00	36.00	Φ1.40	26.50	Φ1.80	1
C301306-382NHF	3.80	270.00	13.50	12.50	11.00	36.00	Φ1.30	26.50	Φ1.70	1
C301306-542NHF	5.40	330.00	21.00	10.00	30.00	30.00	Φ1.20	26.00	Φ1.60	2
C301306-672NHF	6.70	370.00	35.00	7.50	30.00	30.00	Φ1.20	26.00	Φ1.60	2

3. Mechanical Dimension of C301306 Series (Unit:mm):

A ±0.4	B ±0.4	C ±1.0	E1 ±0.4	E2 ±0.4	F ±0.1	G Max.	H Ref.
43.50	43.50	5.00	See table above	See table above	See table above	See table above	See table above



SCHEMATIC DIAGRAM

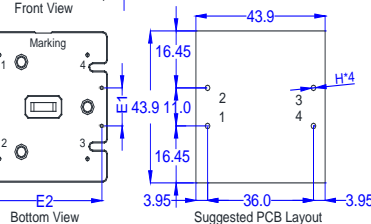
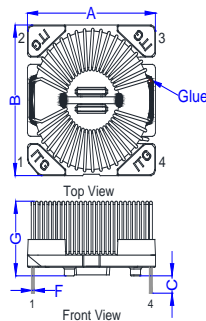


Fig1

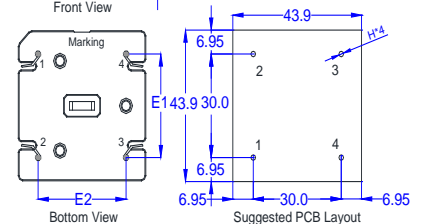
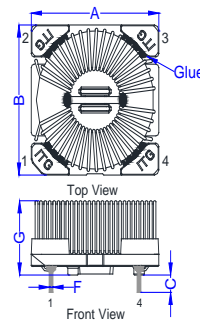


Fig2



Notes:

1. Open Circuit Inductance (OCL) measured at 10KHz,0.05V @ 25°C.
2. Irated: Irate is defined as the applied current level that cause 40 °C temperature rise without force air flow.
3. Impedance measures with both windings in parallel and at ambient temperature(25°C).

4. Impedance vs Frequency Curve of C301306 Series :

