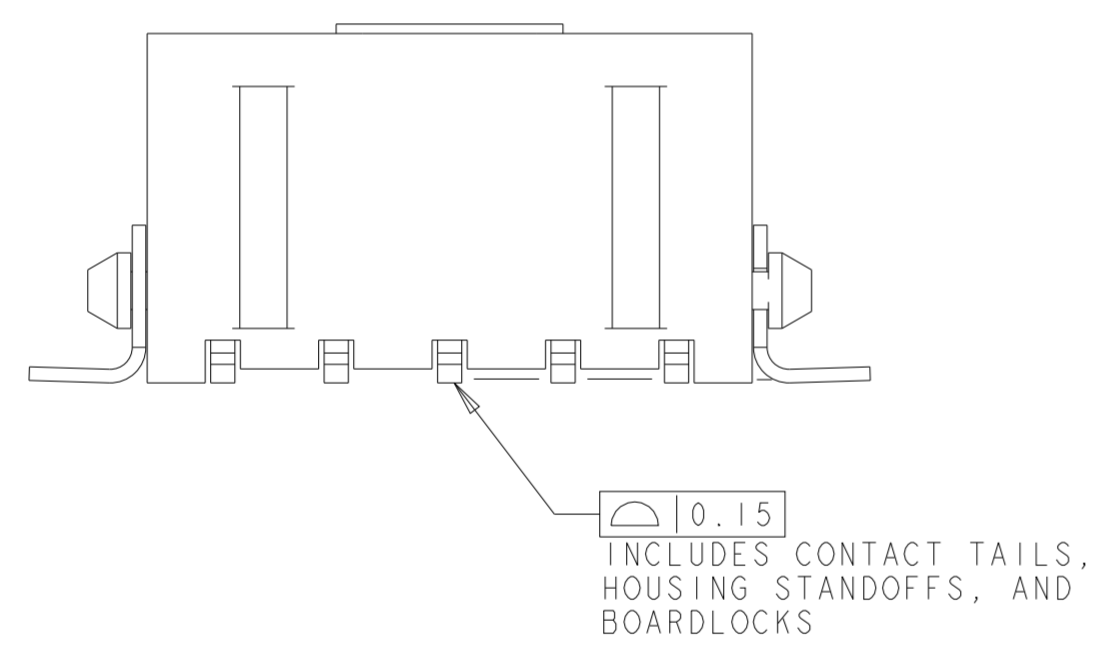
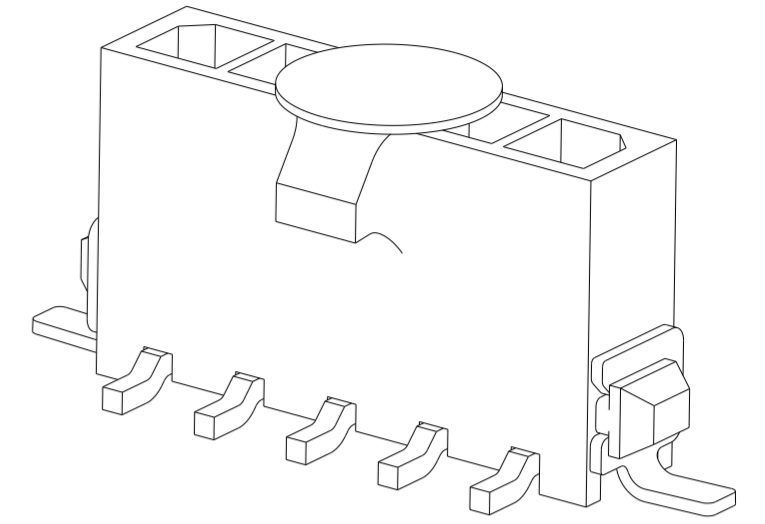
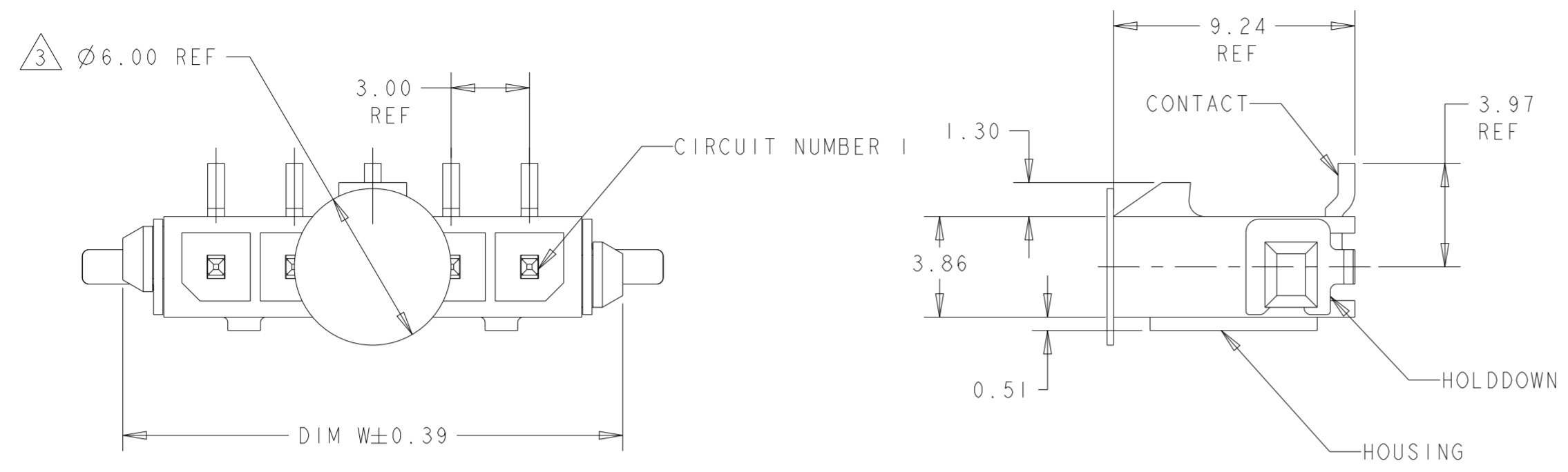


THIS DRAWING IS UNPUBLISHED. RELEASED FOR PUBLICATION 20
 © COPYRIGHT 20 BY - ALL RIGHTS RESERVED.

| REVISIONS | | | | | |
|-----------|-----|---------------------------|-----------|-----|------|
| P | LTR | DESCRIPTION | DATE | DWN | APVD |
| D2 | | REVISED PER ECR-16-011494 | 21JUN2017 | NK | CX |
| D3 | | ECO-19-006934 | 13MAY2019 | AP | WS |
| D4 | | REVISED PER ECN-22-158558 | 21JUN2022 | WLS | VS |



- 1 MATERIAL: CONTACTS - BRASS
HOUSING - UL 94V-0 RATED HIGH TEMP NYLON, COLOR BLACK.
HOLDDOWNS: - PHOSPHOR BRONZE.
- 2 RECOMMENDED PC BOARD THICKNESS OF 1.57.
- 3 KAPTON VACUUM PICK UP BUTTON.
- 4 PLATING: CONTACTS - 0.76µm MINIMUM GOLD ON MATING AREA,
2.54µm MINIMUM TIN ON SOLDER TAILS,
ALL OVER 1.27µm MINIMUM NICKEL.
HOLDDOWNS - 2.54µm MINIMUM TIN OVER 1.27µm MINIMUM NICKEL.
- 5 COUNTERPART RECOMMENDED IS PN 1445022 OR 2008571 (DASH ACC. TO NUMBER OF POSITION).
- 6 FOR REELING DIRECTION AND PACKAGING TYPE, SEE SPECIFICATION 114-13000.

| | | | | |
|-------|-------|-------|-------------|-------------|
| 33.00 | 40.41 | 40.00 | 12 | 3-1445096-2 |
| 30.00 | 37.41 | 37.00 | 11 | 3-1445096-1 |
| 27.00 | 34.41 | 34.00 | 10 | 3-1445096-0 |
| 24.00 | 31.41 | 31.00 | 9 | 2-1445096-9 |
| 21.00 | 28.41 | 28.00 | 8 | 2-1445096-8 |
| 18.00 | 25.41 | 25.00 | 7 | 2-1445096-7 |
| 15.00 | 22.41 | 22.00 | 6 | 2-1445096-6 |
| 12.00 | 19.41 | 19.00 | 5 | 2-1445096-5 |
| 9.00 | 16.41 | 16.00 | 4 | 2-1445096-4 |
| 6.00 | 13.41 | 13.00 | 3 | 2-1445096-3 |
| 3.00 | 10.41 | 10.00 | 2 | 2-1445096-2 |
| DIM Z | DIM V | DIM W | NO. OF POSN | PART NUMBER |

THIS DRAWING IS A CONTROLLED DOCUMENT.

DWN J.ROOT 09OCT2000
 CHK K.WHITAKER 20-FEB-2001
 APVD C.JONES 20-FEB-2001

STE TE Connectivity

NAME VERTICAL SURFACE MOUNT HEADER ASSY, 30 MIC GOLD CONTACTS, SURF MOUNT™
 HOLDDOWNS, SGL ROW, MICRO MATE-N-LOK™

PRODUCT SPEC 108-1836
 APPLICATION SPEC 114-13000

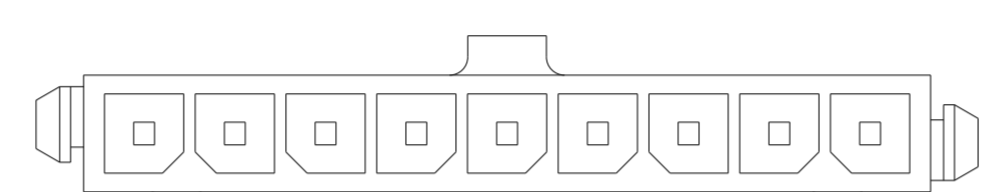
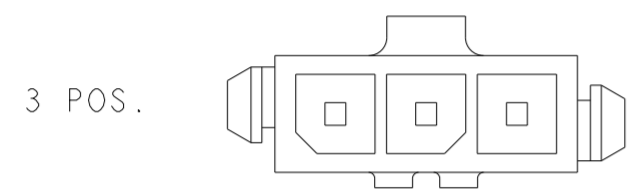
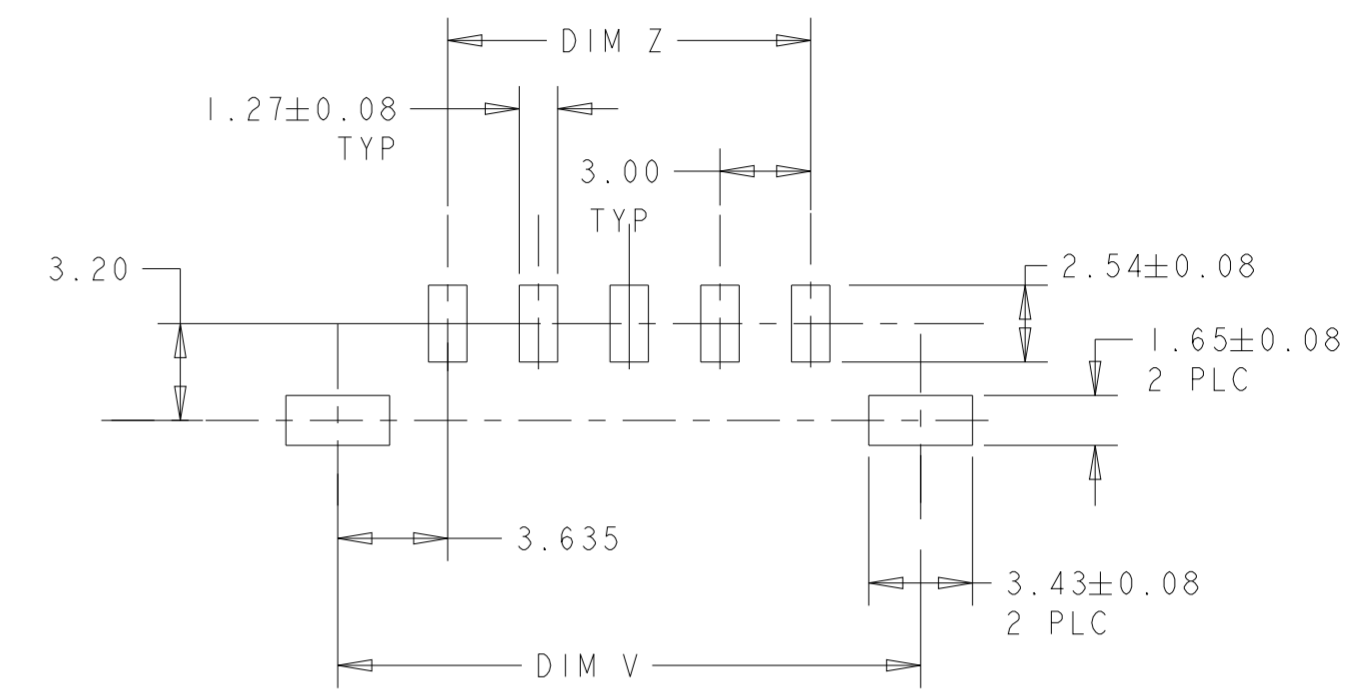
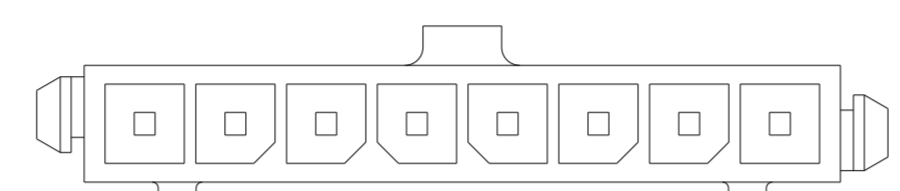
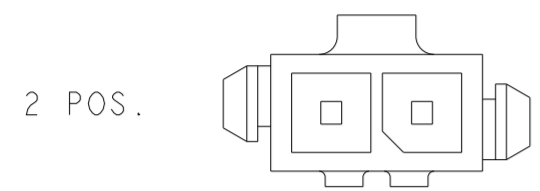
SIZE A2 CAGE CODE 00779 DRAWING NO. C-1445096 RESTRICTED TO -
 WEIGHT - SCALE 5:1 SHEET 1 OF 2 REV D4

MATERIAL 1 TOLERANCES UNLESS OTHERWISE SPECIFIED:
 0 PLC ±
 1 PLC ±
 2 PLC ±0.20
 3 PLC ±
 4 PLC ±
 ANGLES ±1°
 FINISH 4

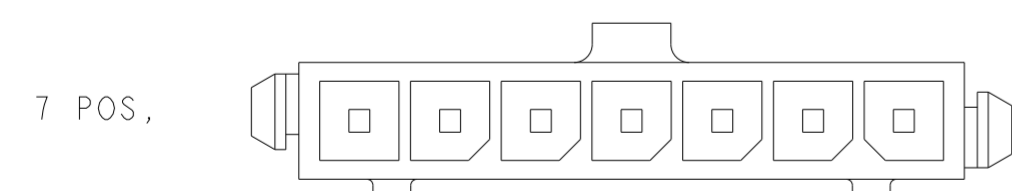
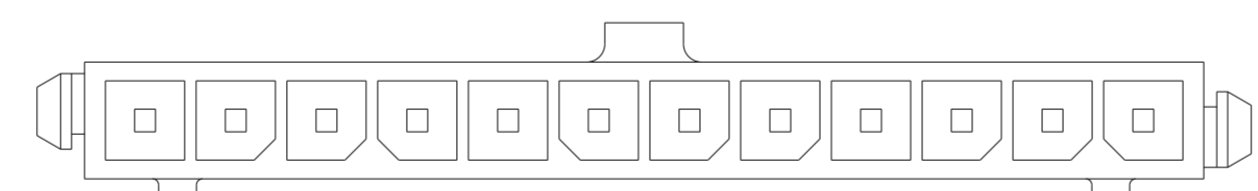
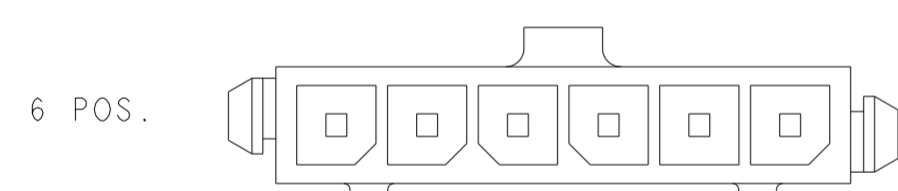
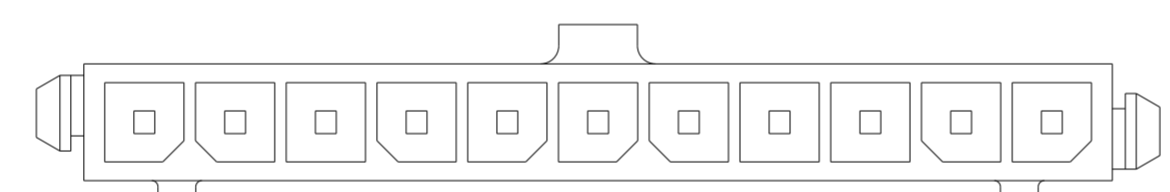
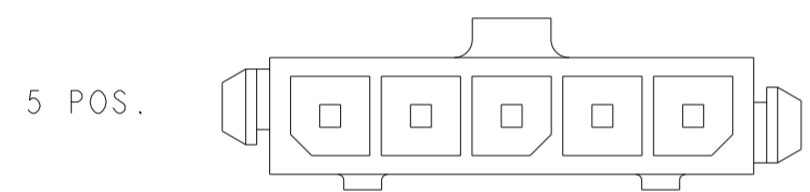
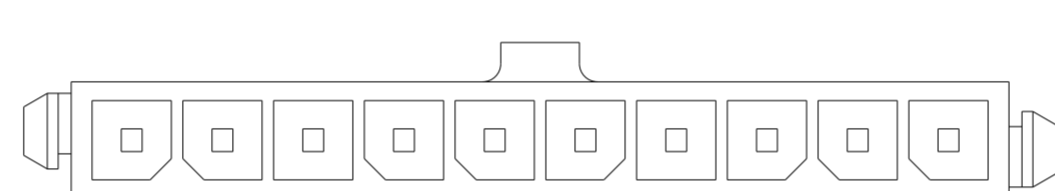
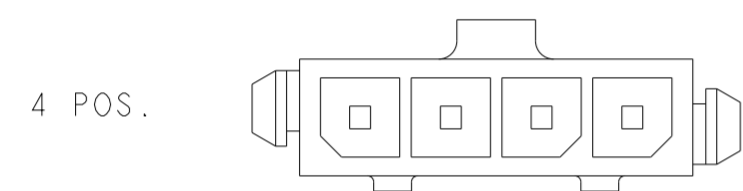
CUSTOMER DRAWING

THIS DRAWING IS UNPUBLISHED. RELEASED FOR PUBLICATION 20
 © COPYRIGHT 20 BY - ALL RIGHTS RESERVED.

| REVISIONS | | | | |
|-----------|-----|-------------|------|------|
| P | LTR | DESCRIPTION | DATE | APVD |
| - | - | SEE SHEET 1 | - | - |
| | | | | |
| | | | | |



PCB LAYOUT COMPONENT SIDE $\triangle 2$



KEYING BY POSITION SIZE

| | | | | |
|--|--|-----------------------------------|---|--------------------|
| THIS DRAWING IS A CONTROLLED DOCUMENT. | | DWN J. ROOT 09OCT2000 | TE Connectivity | |
| DIMENSIONS: mm | | CHK K. WHITAKER 20-FEB-2001 | | |
| TOLERANCES UNLESS OTHERWISE SPECIFIED: | | APVD C. JONES 20-FEB-2001 | NAME VERTICAL SURFACE MOUNT HEADER ASSY, 30 MIC GOLD CONTACTS, SURF MOUNT HOLDDOWNS, SGL ROW, MICRO MATE-N-LOK | |
| | | PRODUCT SPEC 108-1836 | SIZE A2 | CAGE CODE 00779 |
| MATERIAL | | APPLICATION SPEC 114-13000 | DRAWING NO C-1445096 | RESTRICTED TO |
| FINISH | | WEIGHT | SCALE 5:1 | SHEET 2 OF 2 |
| - | | CUSTOMER DRAWING | REV D4 | |