| PART NUMBER | REV | FIRST USED | TERMINATOR | FEED TYPE | DESCRIPTION |
|---|---|---|---|---|---|
| 1528379-1 | C | – | LEADMAKER | MECH POST FEED | CUTS CARRIER |
| 1528379-2 | C | – | BENCH | MECH PRE FEED | CUTS CARRIER |
| 1528379-6 | C | – | LEADMAKER | MECH POST FEED | CONTINUOUS CARRIER |
| 7-1528379-1 | C | – | LEADMAKER | MECH POST FEED | -1 AND SPARE PARTS |
| 7-1528379-2 | C | – | BENCH | MECH PRE FEED | -2 AND SPARE PARTS |
| 7-1528379-6 | C | – | LEADMAKER | MECH POST FEED | -6 AND SPARE PARTS |
| 7-1528379-7 | A | – | – | – | SPARE PARTS KIT |

USED ON –

DWG NO 1528379

THIS DRAWING IS A CONTROLLED DOCUMENT.

## CRIMP DATA TE / PRONER COMATEL TERMINAL AND SPECS.

TERMINAL NAME: CLIP 6.35 NG1

| CRIMP | SIZE | TYPE | RANGE |
|---|---|---|---|
| WIRE | 3.56 [.140 IN] | F | >2.5mm² – 6.0mm² △4 |
| INSUL | 4.70 [.185 IN] | OV | 2.80-4.40 [.110-.173 IN] △4 |

WIRE STRIP LENGTH 6.50-7.00 [.256-.276 IN]

APPL INSTRUCTION 408-8322 & 408-8490

TERMINAL – APPL SPEC DRG. 0958 C 001

FEED 19.00 [.748 IN]

### TERMINALS APPLIED

| | | | | |
|---|---|---|---|---|
| 1544133 | – | – | – | – |
| – | – | – | – | – |
| – | – | – | – | – |
| – | – | – | – | – |
| – | – | – | – | – |
| – | – | – | – | – |
| – | – | – | – | – |
| – | – | – | – | – |

| WIRE SIZE mm² AWG | CRIMP HEIGHT * | REF SETTING |
|---|---|---|
| 6.00mm² △6 | 2.70 ±0.05 [.106 ±.002 IN] | A 8 |
| 5.00mm² △6 | 2.57 ±0.05 [.101 ±.002 IN] | C 3 |
| 4.00mm² △6 | 2.41 ±0.05 [.095 ±.002 IN] | D 0 |
| 3.00mm² △6 | 2.35 ±0.05 [.093 ±.002 IN] | D 3 |
| 3.00mm² △6 | 2.30 ±0.05 [.091 ±.002 IN] | D 8 |
| 2.50mm² △6 | 2.20 ±0.05 [.087 ±.002 IN] | D 4 |
| 3.00mm² △7 | 2.18 ±0.05 [.086 ±.002 IN] | D 6 |
| – | – | – |
| – | – | – |
| – | – | – |
| – | – | – |
| – | – | – |
| – | – | – |
| – | – | – |
| – | – | – |

| SET UP GAGE | LAYOUT |
|---|---|
| 458637-3 | L1582401 |

1. RECOMMENDED SPARE PARTS.
2. GREASE RAM, CAM, CAM FOLLOWER AND FEED ROD LIGHTLY.
3. LUBRICATE DAILY PER THE APPLICATOR INSTRUCTION SHEET SUPPLIED WITH THE APPLICATOR.

△4 WIRE AND INSULATION RANGE QUOTED IS RANGE OF TERMINAL.
△5 CUT TO LENGTH AT ASSY.
△6 CRIMP HEIGHTS SHOWN ARE FOR SPECIFIC WIRE C.S.A – SEE CUSTOMER RESTRICTED DRAWING 1544133-REN FOR DETAILS.
△7 SPECIAL 3mm² WIRE DEFINED AS 41 STRANDS @ ø0.32 (ACTUALLY 3.3mm²).

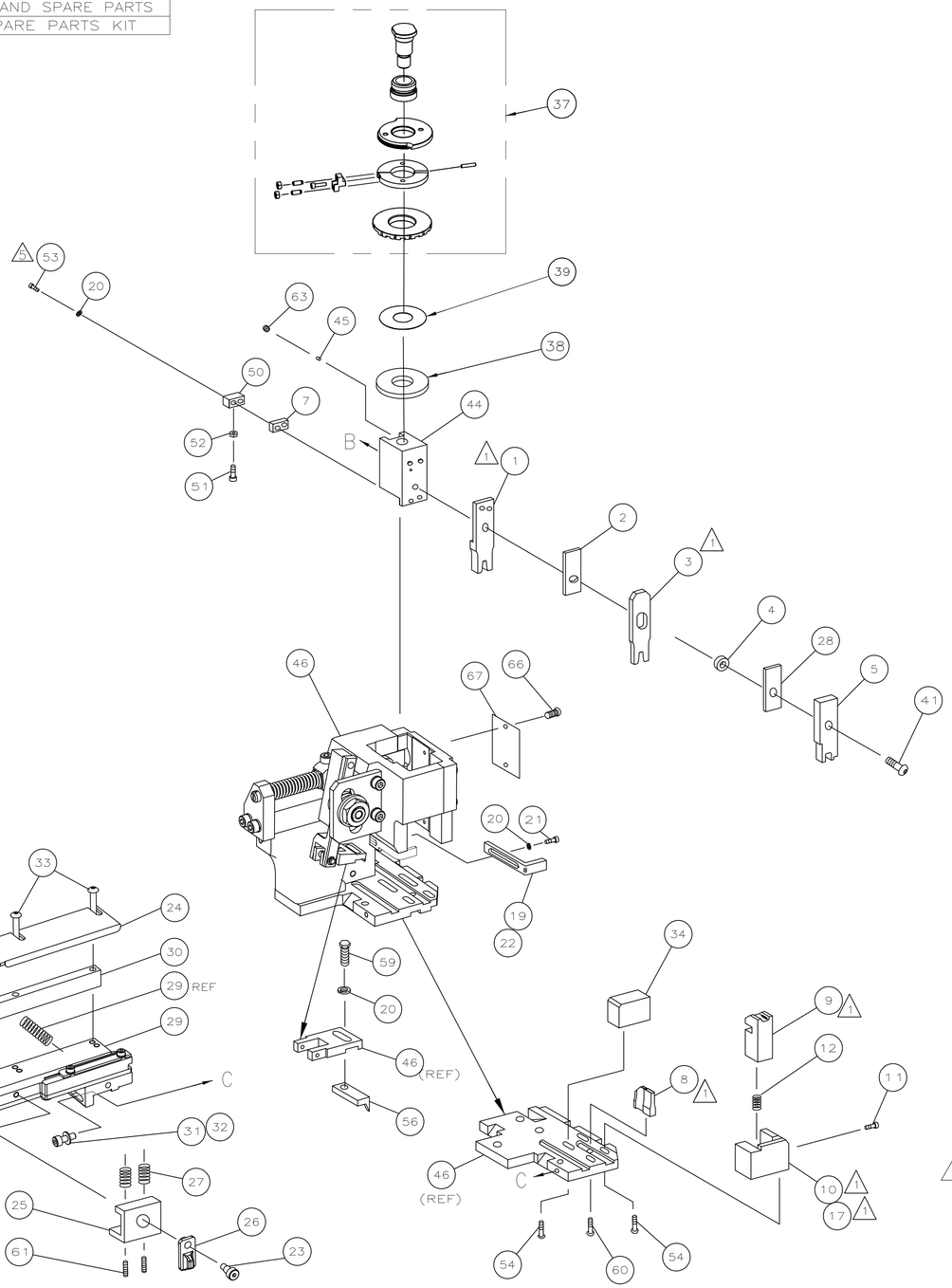


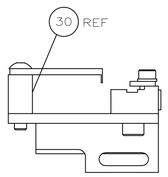


ITEM 30 LONG POSITION

| | | | | | | | | | |
|---|---|---|---|---|---|---|---|---|---|
| | | | | | | | | | 73 |
| – | 1 | 1 | 1 | 1 | 1 | 1 | 1528379 | PRINT, APPLICATOR LOG SHEET | 72 |
| – | 1 | 1 | 1 | 1 | 1 | 1 | 1338705-3 | DOCUMENTATION PACKAGE | 71 |
| | | | | | | | | | 70 |
| | | | | | | | | | 69 |
| | | | | | | | | | 68 |
| – | 1 | 1 | 1 | 1 | 1 | 1 | 461264-5 | PLATE, IDENTIFICATION | 67 |
| – | 2 | 2 | 2 | 2 | 2 | 2 | 21017-2 | SCR,DRIVE(#2x.19)ID PLATE | 66 |
| | | | | | | | | | 65 |
| | | | | | | | | | 64 |
| – | 1 | 1 | 1 | 1 | 1 | 1 | 3-18031-0 | SCR,SKT SET(M6X6)RAM | 63 |
| | | | | | | | | | 62 |
| – | 2 | 2 | 2 | 2 | 2 | 2 | 2-18032-5 | SCR,SET(M5X20)DRAG | 61 |
| – | 1 | 1 | 1 | 1 | 1 | 1 | 18024-7 | SCR,BHC(M4X10)ANVIL | 60 |
| – | 1 | 1 | 1 | 1 | 1 | 1 | 5-18022-2 | SCR,HEX(M4X8)FEED FINGER | 59 |
| | | | | | | | | | 58 |
| | | | | | | | | | 57 |
| – | 1 | 1 | 1 | 1 | 1 | 1 | 1338685-1 | PAWL, FEED | 56 |
| | | | | | | | | | 55 |
| – | 4 | 4 | 4 | 4 | 4 | 4 | 18024-8 | SCR,BHC(M4x12)SHEAR HOLDER | 54 |
| △5 – | 2 | 2 | 2 | 2 | 2 | 2 | 1-18023-3 | SCR,SHC(M4x16)TERM HLD DWN | 53 |
| – | 1 | 1 | 1 | 1 | 1 | 1 | 18030-1 | NUT,HEX(M3)HOLD DOWN | 52 |
| – | 1 | 1 | 1 | 1 | 1 | 1 | 811242-5 | BUMPER, HOLDDOWN | 51 |
| – | 1 | 1 | 1 | 1 | 1 | 1 | 690753-2 | SPACER, TONKER | 50 |
| – | 1 | 1 | 1 | 1 | 1 | 1 | 18024-3 | SCR,BHC(M3X10)CAM | 49 |
| – | – | 1 | – | – | 1 | – | 1338675-1 | CAM, PRE FEED 30 & 40 mm ST | 48 |
| – | 1 | – | 1 | 1 | – | 1 | 1338676-1 | CAM, POST FEED 30 & 40 mm ST | 47 |
| – | 1 | 1 | 1 | 1 | 1 | 1 | 1320999-3 | APPLICATOR BASIC SUBASSY | 46 |
| – | 1 | 1 | 1 | 1 | 1 | 1 | 690191-1 | PLUG, NYLON | 45 |
| – | 1 | 1 | 1 | 1 | 1 | 1 | 1338660-1 | RAM | 44 |
| | | | | | | | | | 43 |
| | | | | | | | | | 42 |
| – | 1 | 1 | 1 | 1 | 1 | 1 | 992285-2 | SCR,SHC LOW HD(M8X25)RAM | 41 |
| | | | | | | | | | 40 |
| – | 1 | 1 | 1 | 1 | 1 | 1 | 690125-1 | SHIM SUBASSY | 39 |
| – | 1 | 1 | 1 | 1 | 1 | 1 | 469367-2 | SPACER, FINE ADJUST | 38 |
| – | 1 | 1 | 1 | 1 | 1 | 1 | 879103-3 | FINE ADJUST HEAD SUBASSY | 37 |
| | | | | | | | | | 36 |
| | | | | | | | | | 35 |
| – | 1 | 1 | 1 | 1 | 1 | 1 | 1320934-2 | SUPPORT, TERMINAL | 34 |
| – | 2 | 2 | 2 | 2 | 2 | 2 | 1-18024-0 | SCR,BHC(M4X20)STRIP GUIDE | 33 |
| – | 1 | 1 | 1 | 1 | 1 | 1 | 18027-2 | WASHER, FLAT(M4) | 32 |
| – | 1 | 1 | 1 | 1 | 1 | 1 | 1-18023-2 | SCR,SKT CAP(M4X12)MOUNT BLOCK | 31 |
| – | 1 | 1 | 1 | 1 | 1 | 1 | 1320908-6 | SPACER, STRIP GUIDE | 30 |
| – | 1 | 1 | 1 | 1 | 1 | 1 | 1633073-1 | STRIP GUIDE PLATE ASSY | 29 |
| – | 1 | 1 | 1 | 1 | 1 | 1 | 1-455888-7 | SPACER, FRONT SHEAR DEP | 28 |
| – | 2 | 2 | 2 | 2 | 2 | 2 | 1-22284-0 | SPRING, DRAG | 27 |
| – | 1 | 1 | 1 | 1 | 1 | 1 | 356835-1 | LEVER, DRAG RELEASE | 26 |
| – | 1 | 1 | 1 | 1 | 1 | 1 | 240792-1 | DRAG, TERMINAL | 25 |
| – | 1 | 1 | 1 | 1 | 1 | 1 | 1320928-1 | PLATE, STRIP GUIDE | 24 |
| – | 1 | 1 | 1 | 1 | 1 | 1 | 980371-4 | SCR,SHC SHLD | 23 |
| – | 1 | – | 1 | 1 | – | 1 | 690472-2 | STRIPPER | 22 |
| – | 1 | 1 | 1 | 1 | 1 | 1 | 1-18023-1 | SCR,SHC(M4X10)STRIPPER | 21 |
| – | 4 | 4 | 4 | 4 | 4 | 4 | 18025-2 | WASHER,LOCK(M4)STRIPPER | 20 |
| – | – | 1 | – | – | 1 | – | 690472-1 | STRIPPER | 19 |
| | | | | | | | | | 18 |
| △1 – | 1 | – | – | 1 | – | – | 1338684-2 | HOLDER, SHEAR, FRONT (NO-CUT) | 17 |
| | | | | | | | | | 16 |
| | | | | | | | | | 15 |
| | | | | | | | | | 14 |
| | | | | | | | | | 13 |
| – | 1 | 1 | 1 | 1 | 1 | 1 | 3-22280-3 | SPRING, SHEAR | 12 |
| – | 1 | 1 | 1 | 1 | 1 | 1 | 356885-5 | STOP, SHEAR | 11 |
| – | – | 1 | 1 | – | 1 | 1 | 1-1320921-0 | HOLDER, SHEAR, FRONT (CUT) | 10 |
| △1 – | 1 | 1 | 1 | 1 | 1 | 1 | 454276-7 | SHEAR, FLOAT (FRONT) | 9 |
| 1 | 2 | 2 | 2 | 1 | 1 | 1 | 1333210-3 | ANVIL | 8 |
| – | 1 | 1 | 1 | 1 | 1 | 1 | 1-240641-6 | SPACER, DEPRESSOR (REAR) | 7 |
| | | | | | | | | | 6 |
| – | 1 | 1 | 1 | 1 | 1 | 1 | 1-455889-8 | DEPRESSOR, SHEAR (FRONT) | 5 |
| – | 1 | 1 | 1 | 1 | 1 | 1 | 238011-1 | SPACER, BLOCK CRIMPER | 4 |
| △1 1 | 2 | 2 | 2 | 1 | 1 | 1 | 4-854830-1 | CRIMPER, INSULATION | 3 |
| – | 1 | 1 | 1 | 1 | 1 | 1 | 1-455888-1 | SPACER, CRIMPER | 2 |
| △1 1 | 2 | 2 | 2 | 1 | 1 | 1 | 8-458141-5 | CRIMPER, WIRE | 1 |
| -77 | -76 | -72 | -71 | -6 | -2 | -1 | PART NO | DESCRIPTION | ITEM NO |

QTY REQD PER ASSY — PARTS LIST

### VIEW B ROTATED 180°

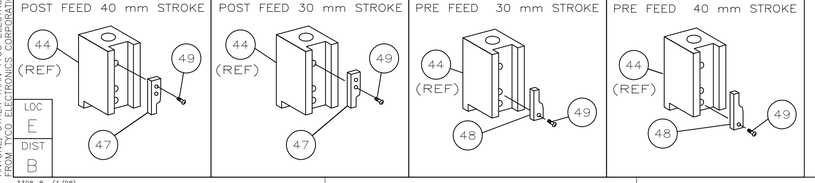


3308-8 (1/08)

## * WARNING:

ON INSTALLATION, SET WIRE DISC TO LARGEST WIRE SIZE SETTING. USE OF SETTINGS BELOW MIN REQUIRED CRIMP HEIGHT SETTING WILL CAUSE DAMAGE TO CRIMP TOOLING.

| P | LTR | REVISION RECORD | DATE | DWN | APVD |
|---|---|---|---|---|---|
| | C | ECR-10-003282 | 2-2010 | MY | TE |

DIMENSIONS: INCHES

TOLERANCES UNLESS OTHERWISE SPECIFIED: 0 PLC ± – ; 1 PLC ± – ; 2 PLC ± – ; 3 PLC ± – ; 4 PLC ± –

ANGLES ± – ; SURFACE TEXTURE √

| | | | |
|---|---|---|---|
| DWN L.LOFTHOUSE | 22MAR05 | MATERIAL – – | HEAT TREAT – – |
| CHK – | | | |
| APVD F.BACKHURST | 22MAR05 | Tyco Electronics Corporation Harrisburg, PA 17105-3608 | |
| NAME FINE ADJ SIDE FD HD-I APPL | | | |
| SCALE – | SIZE A1 | DRAWING NO 1528379 | SHEET 1 OF 1 REV C |

CUSTOMER ACCESSIBLE PRODUCTION DRAWING

THIS INFORMATION IS CONFIDENTIAL AND PROPRIETARY TO TYCO ELECTRONICS CORPORATION AND ITS WORLDWIDE SUBSIDIARIES AND AFFILIATES. IT MAY NOT BE DISCLOSED TO ANYONE OTHERWISE AUTHORIZED TO RECEIVE IT PERSONALLY, WITHOUT WRITTEN AUTHORIZATION FROM TYCO ELECTRONICS CORPORATION, HARRISBURG, PENNSYLVANIA USA.

12FEB2010 11:21am