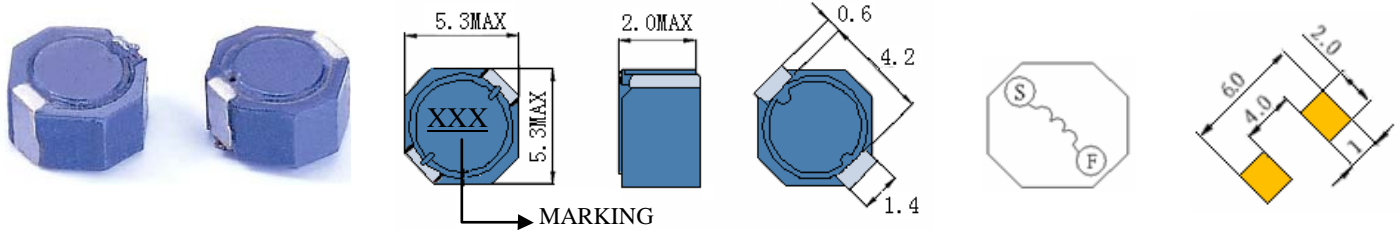


SC52LC

SMD POWER INDUCTORS



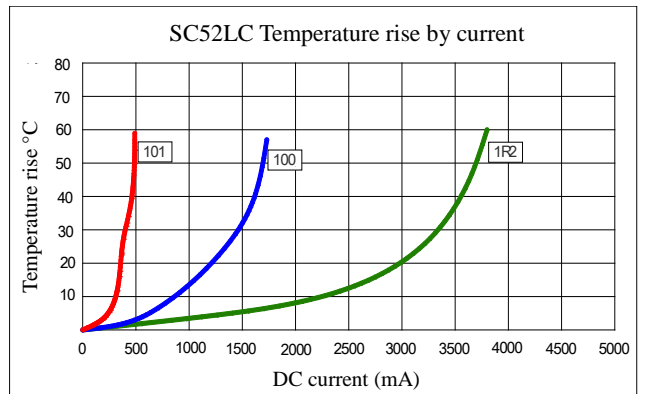
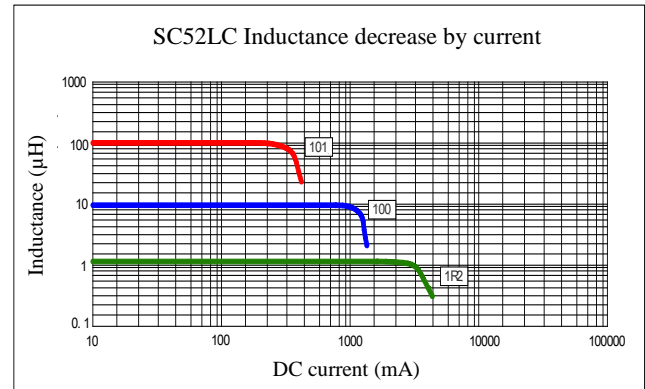
• Features

1. Magnetically shielded construction
2. Excellent Power Density
3. Engineered to Provide High Efficiency



ELECTRICAL CHARACTERISTICS

Part Number	Inductance (uH) (1)	Test Frequency	DC Resistance (Ω MAX) (2)	Saturation Current ⁽³⁾ (A)	Temperature Current ⁽⁴⁾ (A)
SC52LC-1R2	1.2	100KHZ	44m	2.15	3.30
SC52LC-2R2	2.2	100KHZ	59m	1.63	3.00
SC52LC-2R5	2.5	100KHZ	73m	1.34	2.10
SC52LC-4R7	4.7	100KHZ	87m	1.14	1.78
SC52LC-6R8	6.8	100KHZ	105m	0.95	1.60
SC52LC-100	10	100KHZ	150m	0.76	1.44
SC52LC-150	15	100KHZ	230m	0.63	1.16
SC52LC-220	22	100KHZ	320m	0.56	0.98
SC52LC-330	33	100KHZ	455m	0.44	0.78
SC52LC-470	47	100KHZ	730m	0.36	0.60
SC52LC-680	68	100KHZ	1.13	0.30	0.48
SC52LC-101	100	100KHZ	1.65	0.23	0.38



- (1). Inductance tolerance for 1.2uH~6.8uH: $\pm 30\%$, for 10uH~100uH: $\pm 20\%$. Tested at 0.25V, 0ADC and 25°C
- (2). DCR measured at 25°C.
- (3). The DC current at which the inductance decreases by 30% from its initial value.
- (4). The DC current that results in a 40°C temperature rise from 25°C ambient.

[Click here for QUANTITY PER REEL & PACKING INFORMATION](#)

Custom versions available upon request.

© 2019 Signal Transformer – Specification subject to change without notice. 12.19