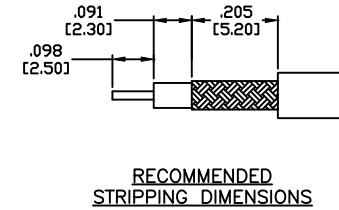
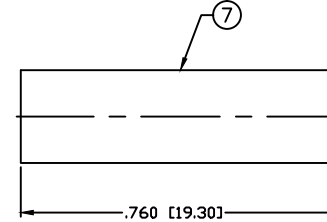
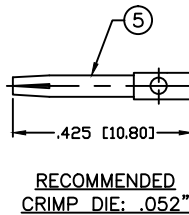
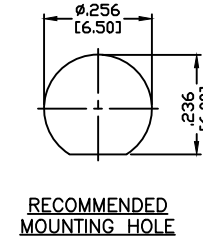
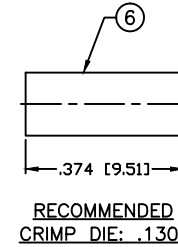
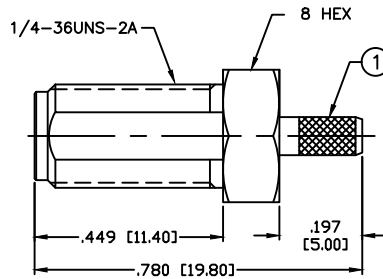
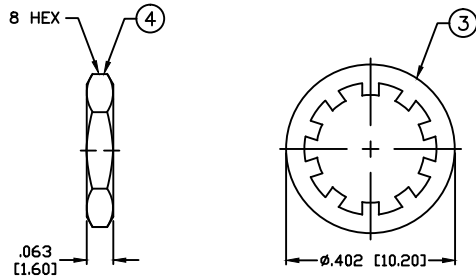


THIS DRAWING CONTAINS INFORMATION PROPRIETARY TO RF INDUSTRIES,
 ANY UNAUTHORIZED USE OF THIS DRAWING IS EXPRESSLY PROHIBITED
 WITHOUT WRITTEN PERMISSION FROM RF INDUSTRIES.
 ANY VIOLATION IS PUNISHABLE UNDER U.S. COPYRIGHT LAWS.

ALL DIMENSIONS ARE REFERENCE ONLY

PART NO.		RSA-3252-B1		
REV	DESCRIPTION	DWN	DATE	APPROVED
-	ENGINEERING RELEASE	CZS	5/18/09	JDM



SPECIFICATIONS:

IMPEDANCE: 50 Ohms
 FREQUENCY RANGE: 0-12.4 GHz
 INSERTION LOSS(dB): $0.06 \times \sqrt{f(\text{GHz})}$
 WORKING VOLTAGE: 500 V rms Max. @ Sea Level
 INSULATION RESISTANCE: 5k M Ohms min.
 TEMPERATURE RANGE: -65°C TO 165°C
 FOR RG-174, 188, 188A, 316/U, ALPHA 9174, 9316,
 BELDEN 8216, 83269, 83284, 84316 & TIMES LMR-100A CABLE

1	BODY	1	BRASS	NICKEL, 100μ"	008974
2	INSULATOR	1	PTFE	----	
3	LOCK WASHER	1	BRASS	NICKEL, 100μ"	
4	HEX NUT	1	BRASS	NICKEL, 100μ"	
5	CONTACT	1	Be-Cu	GOLD, 50μ"	
6	FERRULE	1	COPPER	NICKEL, 100μ"	
7	TUBING	1	HEAT SHRINK	----	
8					
9					
10					
11					
12					
13					
14					
#	DESCRIPTION	QTY	MATRL	FINISH	APPROVALS

UNLESS OTHERWISE SPECIFIED:
 1. REMOVE ALL BURRS
 2. BREAK ALL CORNERS & EDGES .005 R. MAX.
 3. CHAMFER 1ST & LAST THREADS 45°
 4. SURFACE ROUGHNESS 63 FINISH MIL-STD-10
 5. DIAMETERS ON COMMON CENTERS TO BE CONCENTRIC WITHIN .002 T.I.R.
 6. ALL DIMENSIONS ARE AFTER PLATING.

DIMENSIONS ARE IN INCHES AND [MILLIMETERS]
 UNLESS OTHERWISE NOTED TOLERANCES ARE:
 DECIMALS .xxx±.003 [.08]
 .xx±.005 [.13]
 DIAMETER .xxx±.001 [.03]
 .xx±.003 [.08]

RF

connectors

7610 MIRAMAR RD
 SAN DIEGO, CA 92126
 (858) 549-6340
 (858) 549-6345 FAX

SMA JACK, CRIMP

BULKHEAD

SIZE A	CABLE GROUP B1	DWG NO. RSA-3252-B1	REV -
-----------	-------------------	------------------------	----------

SCALE: NTS CAD FILE OUTLINE SHEET 1 OF 1