



## BG-DA-1X4AS

# 1x4 HDMI 2.0 Splitter with Scaler/Audio Extract



User Manual

## Thank you for purchasing this product

For optimum performance and safety, please read these instructions carefully before connecting, operating or adjusting this product. Please keep this manual for future reference.

## Surge protection device recommended

This product contains sensitive electrical components that may be damaged by electrical spikes, surges, electric shock, lightning strikes, etc. Use of surge protection systems is highly recommended in order to protect and extend the life of your equipment.

## Table of Contents

1. Introduction.....	1
2. Features.....	1
3. Package Contents.....	1
4. Specifications.....	2
5. Operation Controls and Functions.....	3
5.1. Front Panel.....	3
5.2. Rear Panel.....	4
6. Application Example.....	5
7. Warranty.....	6
8. Mission Statement.....	7

## 1. Introduction

The 1x4 HDMI 2.0 Splitter simultaneously routes one HDMI source to four HDMI displays. It supports resolutions up to 4K2K@60Hz (4:4:4) and HDCP 2.2. This product supports audio extraction from the HDMI source to optical and analog outputs. It also features COPY and AUTO EDID settings. Output supports bypass and downscaler (4K->1080P) functions.

## 2. Features

- ☆ HDMI 2.0b, HDCP2.2/HDCP1.4 compliant.
- ☆ Supports HDMI resolution the maximum up to 4K2K@50/60Hz (4:4:4)
- ☆ Supports digital and analog audio extract output from the HDMI source.
- ☆ Supports output bypass and 4K->1080P downscaler function via dial switch on panel.
- ☆ EDID features COPY and AUTO modes selectable via dial switch on panel.  
(COPY: It copies OUT 1 port EDID setting to all output ports, If no HDMI OUT 1 capable EDID is detected then the unit will copy HDMI OUT 2. If no HDMI OUT 1~2 capable EDID is detected then the unit will copy HDMI OUT 3...etc. The priority order is OUT 1 to OUT 4.  
AUTO: Compare OUT 1~OUT 4 EDID setting and output the best resolution supported by all outputs).
- ☆ Supports analog audio PCM 2.0.
- ☆ Supports optical audio pass-through format about LPCM 2.0/2.1/5.1CH, Dolby 5.1, Dolby True HD, Dolby DD+, DTS 5.1, DTS-ES 6/DTS-HDMA 5.1, DTS HD-HRA 5.1.

## 3. Package Contents

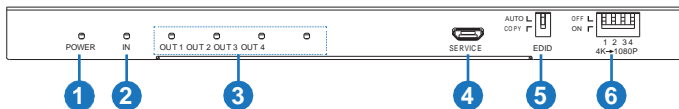
- ① 1x 1x4 HDMI 2.0 Splitter
- ② 1x 5V/1A Power Adapter
- ③ 1x User Manual

## 4. Specifications

Technical	
HDMI Compliance	HDMI 2.0b
HDCP Compliance	HDCP 2.2 and HDCP 1.4
Video Bandwidth	18Gbps
Video Resolution	720P50/60Hz, 1080P50/60Hz, 4K2K24Hz, 4K2K30Hz, 4K2K@50/60Hz (4:4:4)
Color Space	RGB, YCbCr 4:4:4, YCbCr 4:2:2
Color Depth	4K60Hz 8-bit, 1080P 12-bit
HDMI Audio Formats	LPCM, Dolby Digital/Plus/EX, Dolby True HD, DTS, DTS-EX, DTS-96/24, DTS High Res, DTS-HD Master Audio, DSD
L/R Audio Formats	PCM 2.0
Optical Audio Formats	LPCM[2.0/2.1]CH, Dolby 5.1, Dolby True HD, Dolby DD+, DTS 5.1, DTS-ES 6, DTS-HDMA 5.1, DTS HD-HRA 5.1
ESD Protection	Human-body Model: $\pm 8\text{kV}$ (Air-gap discharge) , $\pm 4\text{kV}$ (Contact discharge)
Connections	
Inputs	1xHDMI Type A [19-pin female]
Outputs	4xHDMI Type A [19-pin female] 1xL/R Audio out [3.5mm Stereo Mini-jack] 1xOptical out [S/PDIF]
Mechanical	
Housing	Metal Enclosure
Color	Black
Dimensions	180mm(W) $\times$ 62mm(D) $\times$ 14mm(H)
Weight	227g
Power Supply	Input: AC100~240V 50/60Hz Output: DC5V/1A(US/EU standards , CE/FCC/UL certified)
Power Consumption	3.5W
Operating Temperature	0°C ~ 40°C / 32°F ~ 104°F
Storage Temperature	-20°C ~ 60°C / -4°F ~ 140°F
Relative Humidity	20~90% RH (non-condensing)

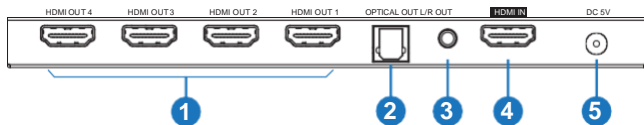
# 5. Operation Controls and Functions

## 5.1 Front Panel



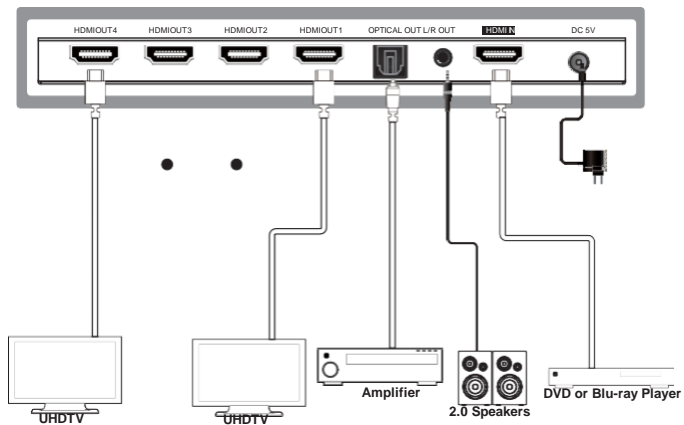
Number	Name	Function description
1	POWER LED	This blue LED will illuminate when the unit is connected to an active power supply.
2	HDMI INPUT LED	This blue LED will illuminate when the HDMI IN port is connected to an active HDMI source.
3	HDMI OUTPUT LED	These blue LEDs will illuminate when the HDMI OUT port is connected an active display device.
4	SERVICE port	Firmware update used. (Manufacturer use only.)
5	EDID	<ul style="list-style-type: none"><li>• AUTO: Compare the EDID setting of the HDMI OUT 1~ 4 port display device, then transmit the best EDID signal to source device, the source device will transmit again the EDID signal to all outputs.</li><li>• COPY: Copy the HDMI OUT 1 port EDID setting to source device (If no HDMI OUT 1 capable EDID is detected then the unit will copy HDMI OUT 2. If no HDMI OUT 1~2 capable EDID is detected then the unit will copy HDMI OUT 3...etc. The priority order is OUT 1 to OUT 4), the source device will transmit again the signal to all outputs.</li></ul>
6	Dial switch (4K→1080P)	<ul style="list-style-type: none"><li>• OFF: When the dial switch is dialled in 'OFF' position , signal input and output is in bypass mode.</li><li>• ON: When the dial switch is dialled in 'ON' position, signal input will downscale (4k-&gt;1080P ) output.</li></ul>

## 5.2 Rear Panel



Number	Name	Function description
1	HDMI OUTPUT	Connect to HDMI display device.
2	OPTICAL OUT	Optical audio output. (This port outputs audio from HDMI IN port.)
3	L/R OUT	Analog audio output. (This port outputs audio from HDMI IN port.)
4	HDMI IN	Connect to HDMI source device.
5	DC 5V	Plug the 5V/1A DC power supply into the unit and connect the adapter to an AC outlet.

## 6. Application Example



## 7. Warranty

BZBGear wants to assure you peace of mind. We're so confident in the quality of our products that along with the manufacturer's one-year limited warranty, we are offering free second-year warranty coverage upon registration\*.

Taking advantage of this program is simple, just follow the steps below:

1. Register your product within 90 days of purchase by visiting [BZBGear.com/warranty](http://BZBGear.com/warranty).
2. Complete the registration form. Provide all necessary proof of purchase details, including serial number and a copy of your sales receipt.

For questions, please call 1.888.499.9906 or email [support@bzbgear.com](mailto:support@bzbgear.com).

For complete warranty information, please visit [BZBGear.com/warranty](http://BZBGear.com/warranty) or scan the QR code below.



\*Terms and conditions apply. Registration is required.



## 8. Mission Statement

BZBGear manifests from the competitive nature of the audiovisual industry to innovate while keeping the customer in mind. AV solutions can cost a pretty penny, and new technology only adds to it. We believe everyone deserves to see, hear, and feel the advancements made in today's AV world without having to break the bank. BZBGear is the solution for small to medium-sized applications requiring the latest professional products in AV.

We live in a DIY era where resources are abundant on the internet. With that in mind, our team offers system design consultation and expert tech support seven days a week for the products in our BZBGear catalog. You'll notice comparably lower prices with BZBGear solutions, but the quality of the products is on par with the top brands in the industry. The unparalleled support from our team is our way of showing we care for every one of our customers. Whether you're an integrator, home theater enthusiast, or a do-it-yourselfer, BZBGear offers the solutions to allow you to focus on your project and not your budget.