

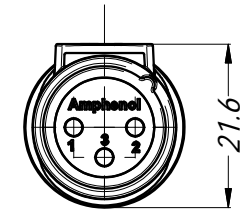
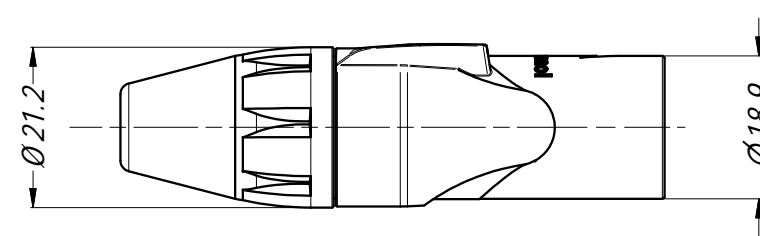
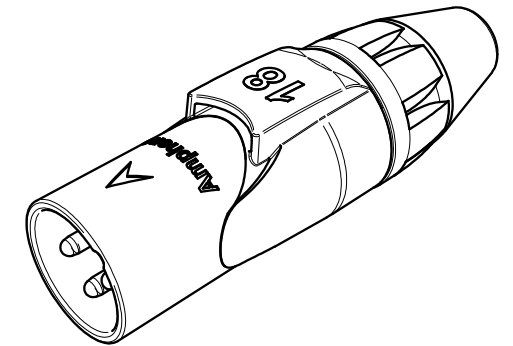
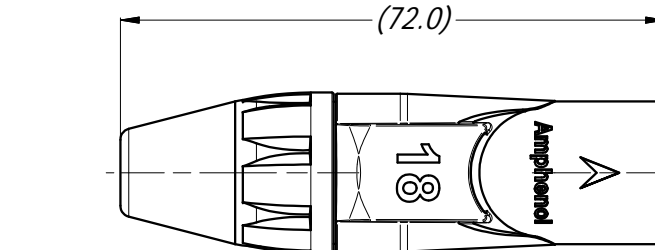
REVISION HISTORY						
REV	ZONE	DESCRIPTION	BY	APPROVED	DATE	ECN
1		FIRST ISSUE	T.N	P.M	27/07/17	9447




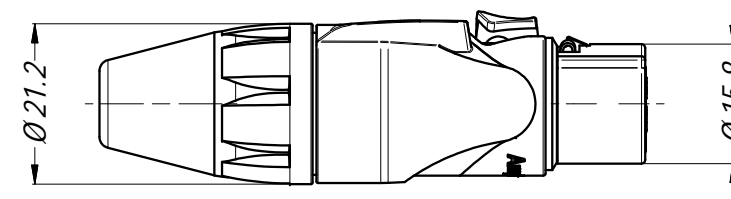
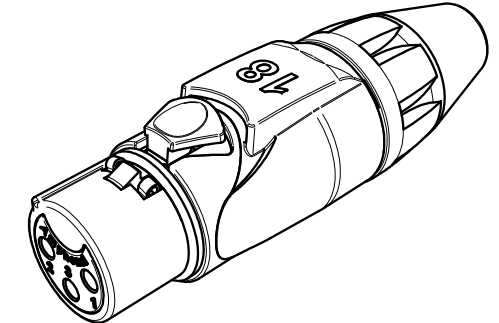
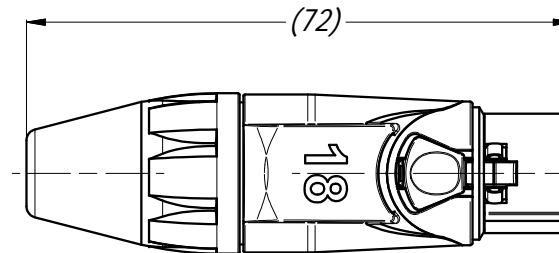
# PART NUMBER BREAKDOWN



SERIES PREFIX	AX
SERIES PREFIX	3 = 3 CONTACTS 4 = 4 CONTACTS 5 = 5 CONTACTS
GENDER	F = FEMALE SOCKET CONTACTS M = MALE PIN CONTACTS
SHELL FINISH	B = BLACK COATING FINISH BLANK = NICKEL PLATED FINISH
SLEEVE COLOR	0 = BLACK      5 = GREEN 1 = BROWN      6 = BLUE 2 = RED        7 = VIOLET 3 = ORANGE    8 = GREY 4 = YELLOW    9 = WHITE
MARKING	M = MARKING BLANK = NO MARKING
PRINT NUMBER	FROM 01 TO 99
CONTACT PLATING	AU = GOLD PLATED BLANK = STANDARD PLATING (SILVER OR TIN- REFER TO AX SERIES STANDARD DATA)



**MALE CONNECTOR**  
1:1



**FEMALE CONNECTOR**  
1:1

**NOTE:**

- NUMBER "18" AS SHOWN ON THE CONNECTOR VIEWS IS FOR AN EXAMPLE OF PRINT ONLY.
- LEADING ZEROS ARE OMITTED IN PRINT NUMBERS.
- NUMBER 6 AND 9 ARE UNDERLINED.
- PRINT COLOR IS BLACK FOR WHITE SLEEVE AND WHITE FOR ALL OF THE REST.

UNLESS OTHERWISE SPECIFIED TOLERANCE TO BE	
LINEAR	ANGULAR
X ± 0.5	X' ± 1
X.X ± 0.1	X.X' ± 30'
X.X ± 0.05	X.X' ± 15'

THIS DOCUMENT IS THE PROPERTY OF AMPHENOL AUSTRALIA PTY. LTD. NO PART THEREOF MAY BE REPRODUCED AND USED WITHOUT THE PRIOR WRITTEN CONSENT OF THE OWNER.			
MATERIAL:	DRN: T.N	DATE: 17/07/17	
	CKD: P.M	DATE: 17/07/17	
DO NOT SCALE	FINISH:	APP'D: P.M	DATE: 17/07/17
DIMENSIONS IN MILLIMETRES	THIRD ANGLE PROJECTION	SCALE: 1:1	SIZE: A3

<b>Amphenol</b>		Amphenol Australia Pty.Ltd, 22 Industry Blvd, Carrum Downs VIC 3201	
TITLE:	<b>AX SERIES CABLE CONNECTOR MARKING SLEEVE</b>	PART No:	SEE P/No. BREAKDOWN
		DRAWING No.	<b>55010255-000-1</b>
		REV	<b>1</b>
		SHEET	<b>1/1</b>