

6

5

4

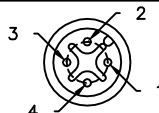
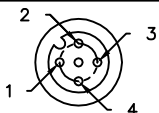
3

2

1

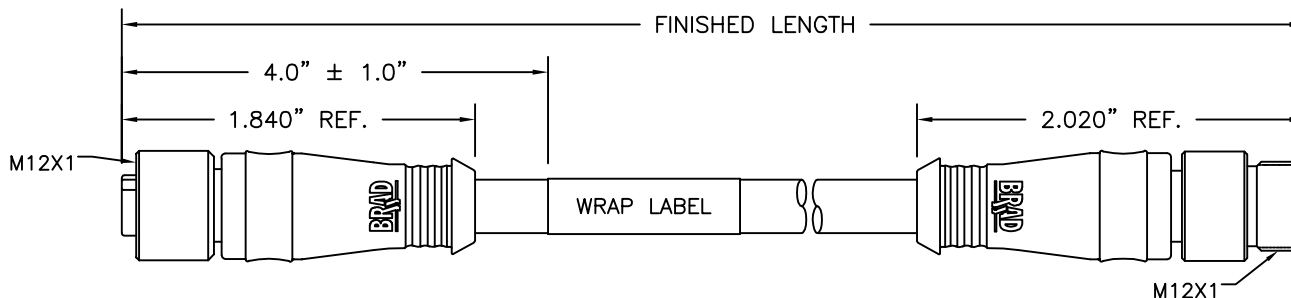
FEMALE FACE VIEW COLOR ROTATION

MALE FACE VIEW COLOR ROTATION



- 1 BLUE
- 2 BROWN
- 3 DRAIN
- 4 NOT USED(FOR GN/YE OPTION SEE SHEET 2)

- 1 BLUE
- 2 BROWN
- 3 DRAIN
- 4 NOT USED(FOR GN/YE OPTION SEE SHEET 2)



NOTES:

MATERIALS:

MOLDED BODY: COUPLERS:

BLACK PVC
STAINLESS STEEL OR
NI PLATED BRASS
CONTACTS:
GOLD/NICKEL OVER
COPPER ALLOY
INSERTS:
BLACK ZYTEL(NYLON)
O-RING(FEM.):
RED NITRILE RUBBER

CABLE:

CABLE JACKET: ORANGE PVC
GAUGE: 18/3AWG
CONDUCTOR INSULATION: PVC (SEE PINOUT FOR COLORS)
TEMPERATURE RANGE: -40° TO 105°C

ELECTRICAL:

CURRENT RATING: 4AMP MAX
VOLTAGE RATING: 250V

MECHANICAL:

INGRESS PROTECTION: IP 67

AGENCY CERTIFICATIONS:

AGENCY: CSA PENDING

MATERIAL NUMBER REFERENCE:

MATERIAL NUMBER	ENGINEERING PART NUMBER	FINISHED LENGTH	COUPLER STYLE
1300420042	884030D09M0068	0.6 METERS	HEX - 316 STAINLESS STEEL
1300420043	884030D09M0108	1 METER	HEX - 316 STAINLESS STEEL
1300420044	884030D09M0208	2 METERS	HEX - 316 STAINLESS STEEL
1300420045	884030D09M0308	3 METERS	HEX - 316 STAINLESS STEEL
1300420046	884030D09M0408	4 METERS	HEX - 316 STAINLESS STEEL
1300420047	884030D09M0508	5 METERS	HEX - 316 STAINLESS STEEL
1300420036	884030D09M006	0.6 METERS	KNURLED - NI PLATED BRASS
1300420037	884030D09M010	1 METER	KNURLED - NI PLATED BRASS
1300420038	884030D09M020	2 METERS	KNURLED - NI PLATED BRASS
1300420039	884030D09M030	3 METERS	KNURLED - NI PLATED BRASS
1300420040	884030D09M040	4 METERS	KNURLED - NI PLATED BRASS
1300420041	884030D09M050	5 METERS	KNURLED - NI PLATED BRASS

*PLEASE CALL TECHNICAL SUPPORT TO REQUEST VARIATIONS

UPDATE PER JM EC NO: WNA209-0313 DRWN: LHARTMAN 2008/10/27 CHKD: YOU 2008/10/27 APPR: JFMURPHY 2008/11/10	QUALITY SYMBOLS ▽=0 ▽=0	GENERAL TOLERANCES (UNLESS SPECIFIED)		DIMENSION STYLE	SCALE	DESIGN UNITS	THIRD ANGLE PROJECTION	
			mm	INCH	----	1:1	INCH	
		4 PLACES	±---	±---	DRAWN BY DATE	TITLE		
		3 PLACES	±---	±---	LHARTMAN 2008/10/27	MICRO-CHANGE CORDSET FF 4 POLE MA/FE ST/ST SHIELDED PVC CABLE		
2 PLACES	±---	±---	CHECKED BY DATE	MOLEX INCORPORATED				
1 PLACE	±---	±---	YOU 2008/10/27	SD-130042-003				
ANGULAR ±---°		APPROVED BY DATE		DOCUMENT NO.			SHEET NO.	
		JFMURPHY 2008/10/27		SD-130042-003			1 OF 2	
DRAFT WHERE APPLICABLE MUST REMAIN WITHIN DIMENSIONS		MATERIAL NO.		SEE TABLE				
		SIZE A		THIS DRAWING CONTAINS INFORMATION THAT IS PROPRIETARY TO MOLEX INCORPORATED AND SHOULD NOT BE USED WITHOUT WRITTEN PERMISSION				

6

5

4

3

2

1

Engineering Part Number Matrix

Please call technical support to request cordset variations

8	0	4	0	0	0	D	0	9	M	0	2	0	8
Product Family 1st digit-Head 1: 8 = Micro-Change M12 coupler		Head Style 000 = Female straight w/internal thread (single ended) 001 = Female 90 degree w/internal thread (single ended) 006 = Male straight w/external thread (single ended) 007 = Male 90 degree w/external thread (single ended) 030 = Female straight int. thd. to Male straight ext. thd. 031 = Female 90 degree int. thd. to Male straight ext. thd. 032 = Female straight int. thd. to Male 90 degree ext. thd. 033 = Female 90 degree int. thd. to Male 90 degree ext. thd.		Cable Style D07 = #18/2 Orange FF cable with gnd + drain D08 = #18/2 Blue FF cable gnd + drain D09 = #18/2 Orange FF cable with drain D10 = #18/2 Blue FF cable with drain			Length 020 = 2 Meters 010 = 1 Meter 100 = 10 Meters 001 = 0.1 Meters		Coupling Nut Style Blank = Nickel Plated Brass(knurled) 8 = 316 Stainless Steel(hex)				
2nd digit-Head 2: 0 = no head 8 = Micro-Change M12 coupler							Units M = Meters						
Pole Count 4 = 4 pole													

UPDATE PER JM EC NO: WNA209-0313 DRWN: LHARTMAN 2008/10/27 CHKD: YOU 2008/10/27 APPR: JFMURPHY 2008/11/10	QUALITY SYMBOLS ▽=0 ∇=0	GENERAL TOLERANCES (UNLESS SPECIFIED)		DIMENSION STYLE		SCALE	DESIGN UNITS	THIRD ANGLE PROJECTION		
		mm	INCH	----		1:1	INCH			
		4 PLACES	±---	±---	DRAWN BY	DATE	TITLE MICRO-CHANGE CORDSET FF 4 POLE MA/FE ST/ST SHIELDED PVC CABLE			
		3 PLACES	±---	±---	LHARTMAN	2008/10/27				
2 PLACES	±---	±---	CHECKED BY	DATE	MOLEX INCORPORATED					
1 PLACE	±---	±---	VOU	2008/10/27						
ANGULAR ±---°		APPROVED BY		DATE	DOCUMENT NO.		SHEET NO.			
DRAFT WHERE APPLICABLE MUST REMAIN WITHIN DIMENSIONS		JFMURPHY		2008/10/27	SEE SHEET 1		SD-130042-003		2 OF 2	
C	REV	SIZE		THIS DRAWING CONTAINS INFORMATION THAT IS PROPRIETARY TO MOLEX INCORPORATED AND SHOULD NOT BE USED WITHOUT WRITTEN PERMISSION						
		A								