


Data sheet | Item number: 859-732

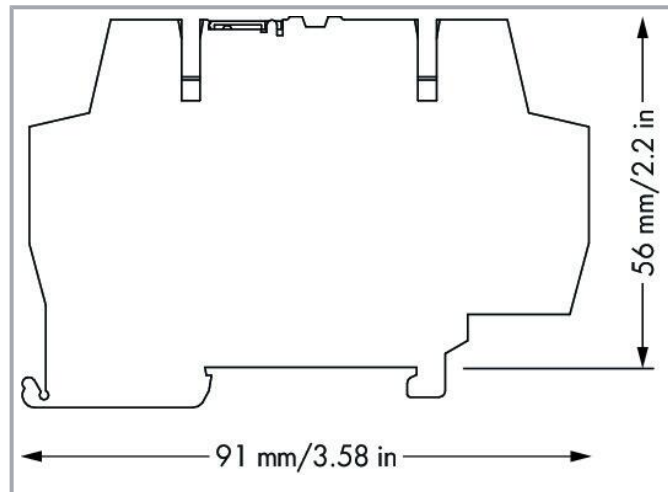
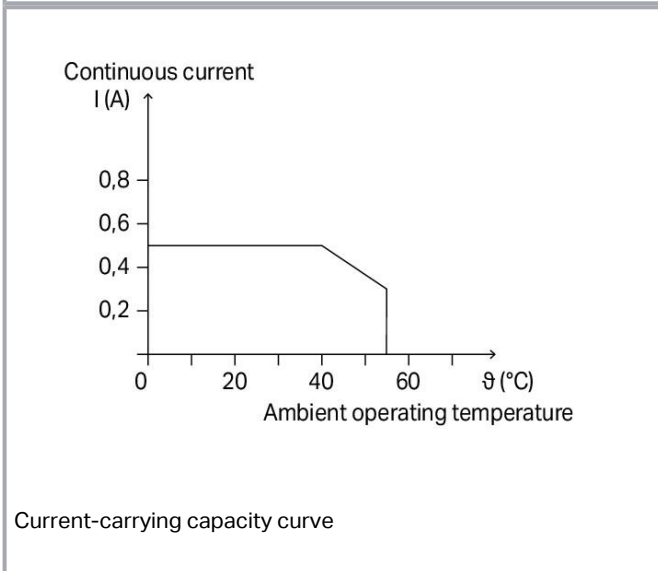
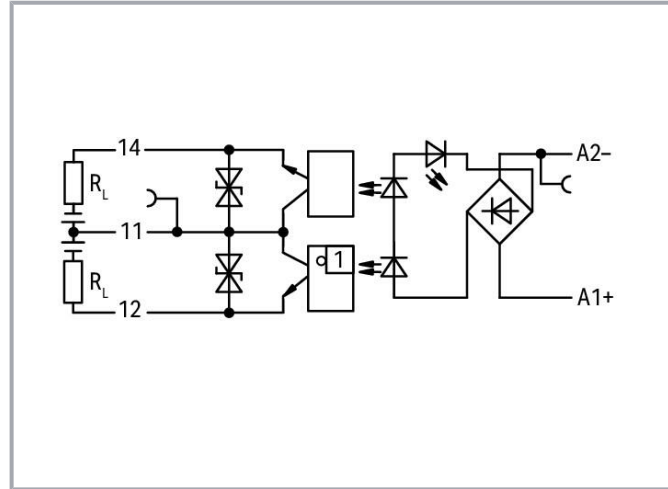
Optocoupler module; Nominal input voltage: 24 VDC; Output voltage range: 3 ... 30 VDC; Limiting continuous current: 0.5 A; 1 changeover contact; Red status indicator; Module width: 6 mm; gray



[www.wago.com/859-732](http://www.wago.com/859-732)



Color: —



Subject to changes. Please also observe the further product documentation!

WAGO GmbH & Co. KG  
Hansastr. 27  
32423 Minden  
Phone: +49571 887-0 | Fax: +49571 887-169  
Email: [info.de@wago.com](mailto:info.de@wago.com) | Web: [www.wago.com](http://www.wago.com)

Do you have any questions about our products?  
We are always happy to take your call at +49 (571) 887-44222.



## Data Notes

### Note

Optocouplers and solid state relays are designed for use in signal processing networks, which are not supplied by the low-voltage power supply networks.

## Technical data

### Control Circuit

Nominal input voltage $U_N$	DC 24 V
Input voltage range	DC 14 ... 60 V
Input voltage range (low level)	DC 0 ... 5 V
Input voltage range (high level)	DC 15 ... 42 V
Nominal input current at $U_N$	6 mA
Input current range	3.5 ... 9 mA

### Load circuit

Circuit type	Changeover contact output
Limiting continuous current	1 A
Peak output current	4 A
Nominal output voltage	DC 24 V
Output voltage range	DC 3 ... 30 V
Voltage drop at output (max.)	$\leq$ DC 1.5 V
Leakage current at rated voltage	$\leq$ 1.3 mA
Switching current (min.)	0.5 mA
Turn-on time	$\leq$ 25 $\mu$ s
Turn-off time	$\leq$ 150 $\mu$ s
Switching frequency	$\leq$ 2 kHz

### Signaling

Status indicator	Red LED
------------------	---------

Subject to changes. Please also observe the further product documentation!



## Safety and protection

Rated voltage	300 V
Overvoltage category	II
Pollution degree	2
Dielectric strength (control/load circuit) (AC, 1 min)	3.5 kVrms
Insulation type (control/load circuit)	Basic insulation
Insulation type (adjacent devices)	Reinforced insulation (safe isolation)
Insulation type (to adjacent devices of different types)	Reinforced insulation (safe isolation)
Protection type	IP20; in connected state or when using 859-525 end plate

## Connection data

Connection technology	CAGE CLAMP®
Solid conductor	0.2 ... 2.5 mm <sup>2</sup> / 24 ... 14 AWG
Fine-stranded conductor	0.14 ... 2.5 mm <sup>2</sup> / 26 ... 14 AWG
Fine-stranded conductor; with insulated ferrule	0.14 ... 1.5 mm <sup>2</sup> / 26 ... 16 AWG
Strip length	5 ... 6 mm / 0.2 ... 0.24 inches

## Physical data

Width	6 mm / 0.236 inches
Height	91 mm / 3.583 inches
Depth from upper-edge of DIN-rail	56 mm / 2.205 inches

## Mechanical data

Mounting type	DIN-35 rail
Mounting position	horizontal (standing/lying); vertical

## Material Data

Color	gray
Fire load	0.338 MJ
Weight	19.6 g

## Environmental requirements

Ambient temperature (operation at U <sub>N</sub> )	-25 ... +70 °C
Ambient temperature UL (operation at U <sub>N</sub> )	-25 ... +40 °C
Ambient temperature (storage)	-25 ... +85 °C

Subject to changes. Please also observe the further product documentation!



Processing temperature	-25 ... +50 °C
Temperature range of connection cable	$\geq (T_{\text{ambient}} + 20 \text{ K})$
Relative humidity	5 ... 95 % (no condensation permissible)
Operating altitude (max.)	2000 m

## Standards and specifications

Standards/specifications	EN 61010-2-201 EN 61000-6-2 EN 61000-6-3 UL 508
--------------------------	--

## Commercial data

Product Group	6 (INTERFACE ELECTRONIC)
eCl@ss 10.0	27-26-15-03
eCl@ss 9.0	27-26-15-03
ETIM 8.0	EC001504
ETIM 7.0	EC001504
PU (SPU)	1 pcs
Packaging type	Box
Country of origin	DE
GTIN	4055143605038
Customs tariff number	85365005000

## Environmental Product Compliance

CAS-No.	7439-92-1
REACH Candidate List Substance	Lead
RoHS Compliance Status	Compliant, With Exemption
RoHS Exemption	7(a) 7(c)-I 7(c)-II
SCIP notification number (Austria)	57a1bfce-837f-496f-bb87-0ee73be0f0e5
SCIP notification number (Belgium)	755a3c6f-e35a-4e19-b0ee-512f065a91d0
SCIP notification number (Bulgaria)	e6d20177-d9e9-4a78-9d60-e43717e28e57
SCIP notification number (Czech Republic)	9dfd4bfb-cc1c-49eb-a1c1-0b64d00f099b
SCIP notification number (Denmark)	4c323740-8f20-466e-9042-0a076d1a8f0f
SCIP notification number (Finland)	52d3c9ba-3d90-471c-a170-7c09458e40d2
SCIP notification number (France)	ad0e707f-7039-4e88-9ee3-ed5d487a2e2a

Subject to changes. Please also observe the further product documentation!


WAGO GmbH & Co. KG  
Hansastr. 27  
32423 Minden  
Phone: +49571 887-0 | Fax: +49571 887-169  
Email: [info.de@wago.com](mailto:info.de@wago.com) | Web: [www.wago.com](http://www.wago.com)

Do you have any questions about our products?  
We are always happy to take your call at +49 (571) 887-44222.

SCIP notification number (Germany)	ea40552f-92f5-46de-87e1-b73fe04e3250
SCIP notification number (Hungary)	5cd57c02-e1c7-45e8-832f-d5c9a45f1673
SCIP notification number (Italy)	bf075a59-b693-4567-9db7-e82f4962eeb3
SCIP notification number (Netherlands)	70584d00-5997-4863-bc45-b1f5a8b5a599
SCIP notification number (Poland)	e83132b9-f4af-4c38-9e4e-a25a8341e444
SCIP notification number (Romania)	b75c4036-3d4b-4a67-a7ab-5835dc0fe98b
SCIP notification number (Sweden)	563094d4-9f00-4d26-b4a7-3150d5361492

## Approvals / Certificates

### General approvals

Logo	Approval	Additional Approval Text	Certificate name
	EAC Brjansker Zertifizierungsstelle	TP TC 020/2011	EAC_Certificate_RU_C-DE.AM02.B.00115_19

## Optional accessories

### End plate

Intermediate plate



**Item no.: 859-525**

End and intermediate plate; 1 mm thick; gray

[www.wago.com/859-525](http://www.wago.com/859-525)

### Testing and measuring

Testing accessories



**Item no.: 859-500**

WAGO Test pin; 1 mm Ø; 30 V AC / 60 V DC; CAT0; 1 A; 10 mm uninsulated; Test lead for soldering up to 0,5mm<sup>2</sup>

[www.wago.com/859-500](http://www.wago.com/859-500)

### Tool

Operating tool



**Item no.: 210-720**

Operating tool; Blade: 3.5 x 0.5 mm; with a partially insulated shaft; multicoloured

[www.wago.com/210-720](http://www.wago.com/210-720)

### Marking accessories

Marking devices



**Item no.: 210-110**

Fiber-tip pen

[www.wago.com/210-110](http://www.wago.com/210-110)

Marker

Subject to changes. Please also observe the further product documentation!

WAGO GmbH & Co. KG

Hansastr. 27







32423 Minden

Phone: +49571 887-0 | Fax: +49571 887-169







Email: [info.de@wago.com](mailto:info.de@wago.com) | Web: [www.wago.com](http://www.wago.com)

Do you have any questions about our products?



We are always happy to take your call at +49 (571) 887-44222.

	<b>Item no.: 2009-145</b> Mini-WSB Inline; for Smart Printer; 1700 pieces on roll; stretchable 5 - 5.2 mm; plain; snap-on type; white	<a href="http://www.wago.com/2009-145">www.wago.com/2009-145</a>
	<b>Item no.: 248-501</b> Mini-WSB marking card; as card; not stretchable; plain; snap-on type; white	<a href="http://www.wago.com/248-501">www.wago.com/248-501</a>
	<b>Item no.: 248-504</b> Mini-WSB marking card; as card; MARKED; 21 ... 30 (10x); not stretchable; Horizontal marking; snap-on type; white	<a href="http://www.wago.com/248-504">www.wago.com/248-504</a>
	<b>Item no.: 248-503</b> Mini-WSB marking card; as card; MARKED; 11 ... 20 (10x); not stretchable; Horizontal marking; snap-on type; white	<a href="http://www.wago.com/248-503">www.wago.com/248-503</a>
	<b>Item no.: 248-506</b> Mini-WSB marking card; as card; MARKED; 41 ... 50 (10x); not stretchable; Horizontal marking; snap-on type; white	<a href="http://www.wago.com/248-506">www.wago.com/248-506</a>
	<b>Item no.: 248-502</b> Mini-WSB marking card; as card; MARKED; 1 ... 10 (10x); not stretchable; Horizontal marking; snap-on type; white	<a href="http://www.wago.com/248-502">www.wago.com/248-502</a>

## Ferrule

Ferrule		
	<b>Item no.: 216-223</b> Ferrule; Sleeve for 1 mm <sup>2</sup> / AWG 18; insulated; electro-tin plated; red	<a href="http://www.wago.com/216-223">www.wago.com/216-223</a>
	<b>Item no.: 216-222</b> Ferrule; Sleeve for 0.75 mm <sup>2</sup> / 18 AWG; insulated; electro-tin plated; gray	<a href="http://www.wago.com/216-222">www.wago.com/216-222</a>
	<b>Item no.: 216-221</b> Ferrule; Sleeve for 0.5 mm <sup>2</sup> / 20 AWG; insulated; electro-tin plated; white	<a href="http://www.wago.com/216-221">www.wago.com/216-221</a>
	<b>Item no.: 216-224</b> Ferrule; Sleeve for 1.5 mm <sup>2</sup> / AWG 16; insulated; electro-tin plated; black	<a href="http://www.wago.com/216-224">www.wago.com/216-224</a>
	<b>Item no.: 216-321</b> Ferrule; Sleeve for 0.25 mm <sup>2</sup> / AWG 24; insulated; electro-tin plated; yellow	<a href="http://www.wago.com/216-321">www.wago.com/216-321</a>
	<b>Item no.: 216-322</b> Ferrule; Sleeve for 0.34 mm <sup>2</sup> / 22 AWG; insulated; electro-tin plated; light turquoise	<a href="http://www.wago.com/216-322">www.wago.com/216-322</a>

## Jumpers

Jumper		
	<b>Item no.: 859-408</b> Jumper; for jumper slot; 8-way; insulated; light gray	<a href="http://www.wago.com/859-408">www.wago.com/859-408</a>
	<b>Item no.: 859-404/000-005</b> Jumper; for jumper slot; 4-way; insulated; red	<a href="http://www.wago.com/859-404/000-005">www.wago.com/859-404/000-005</a>

Subject to changes. Please also observe the further product documentation!



**Item no.: 859-404/000-006**  
Jumper; for jumper slot; 4-way; insulated; blue

[www.wago.com/859-404/000-006](http://www.wago.com/859-404/000-006)



**Item no.: 859-405/000-005**  
Jumper; for jumper slot; 5-way; insulated; red

[www.wago.com/859-405/000-005](http://www.wago.com/859-405/000-005)



**Item no.: 859-405/000-029**  
Jumper; for jumper slot; 5-way; insulated; yellow

[www.wago.com/859-405/000-029](http://www.wago.com/859-405/000-029)



**Item no.: 859-405**  
Jumper; for jumper slot; 5-way; insulated; light gray

[www.wago.com/859-405](http://www.wago.com/859-405)



**Item no.: 859-404/000-029**  
Jumper; for jumper slot; 4-way; insulated; yellow

[www.wago.com/859-404/000-029](http://www.wago.com/859-404/000-029)



**Item no.: 859-406**  
Jumper; for jumper slot; 6-way; insulated; light gray

[www.wago.com/859-406](http://www.wago.com/859-406)



**Item no.: 859-405/000-006**  
Jumper; for jumper slot; 5-way; insulated; blue

[www.wago.com/859-405/000-006](http://www.wago.com/859-405/000-006)



**Item no.: 859-406/000-005**  
Jumper; for jumper slot; 6-way; insulated; red

[www.wago.com/859-406/000-005](http://www.wago.com/859-406/000-005)



**Item no.: 859-409/000-029**  
Jumper; for jumper slot; 9-way; insulated; yellow

[www.wago.com/859-409/000-029](http://www.wago.com/859-409/000-029)



**Item no.: 859-410/000-005**  
Jumper; for jumper slot; 10-way; insulated; red

[www.wago.com/859-410/000-005](http://www.wago.com/859-410/000-005)



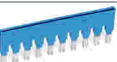
**Item no.: 859-410/000-029**  
Jumper; for jumper slot; 10-way; insulated; yellow

[www.wago.com/859-410/000-029](http://www.wago.com/859-410/000-029)



**Item no.: 859-410**  
Jumper; for jumper slot; 10-way; insulated; light gray

[www.wago.com/859-410](http://www.wago.com/859-410)

















**Item no.: 859-410/000-006**  
Jumper; for jumper slot; 10-way; insulated; blue

[www.wago.com/859-410/000-006](http://www.wago.com/859-410/000-006)



Subject to changes. Please also observe the further product documentation!

	<b>Item no.: 859-403/000-005</b> Jumper; for jumper slot; 3-way; insulated; red	<a href="http://www.wago.com/859-403/000-005">www.wago.com/859-403/000-005</a>
	<b>Item no.: 859-402/000-029</b> Jumper; for jumper slot; 2-way; insulated; yellow	<a href="http://www.wago.com/859-402/000-029">www.wago.com/859-402/000-029</a>
	<b>Item no.: 859-403/000-029</b> Jumper; for jumper slot; 3-way; insulated; yellow	<a href="http://www.wago.com/859-403/000-029">www.wago.com/859-403/000-029</a>
	<b>Item no.: 859-403/000-006</b> Jumper; for jumper slot; 3-way; insulated; blue	<a href="http://www.wago.com/859-403/000-006">www.wago.com/859-403/000-006</a>
	<b>Item no.: 859-408/000-005</b> Jumper; for jumper slot; 8-way; insulated; red	<a href="http://www.wago.com/859-408/000-005">www.wago.com/859-408/000-005</a>
	<b>Item no.: 859-408/000-029</b> Jumper; for jumper slot; 8-way; insulated; yellow	<a href="http://www.wago.com/859-408/000-029">www.wago.com/859-408/000-029</a>
	<b>Item no.: 859-409</b> Jumper; for jumper slot; 9-way; insulated; light gray	<a href="http://www.wago.com/859-409">www.wago.com/859-409</a>
	<b>Item no.: 859-408/000-006</b> Jumper; for jumper slot; 8-way; insulated; blue	<a href="http://www.wago.com/859-408/000-006">www.wago.com/859-408/000-006</a>
	<b>Item no.: 859-403</b> Jumper; for jumper slot; 3-way; insulated; light gray	<a href="http://www.wago.com/859-403">www.wago.com/859-403</a>
	<b>Item no.: 859-409/000-005</b> Jumper; for jumper slot; 9-way; insulated; red	<a href="http://www.wago.com/859-409/000-005">www.wago.com/859-409/000-005</a>
	<b>Item no.: 859-404</b> Jumper; for jumper slot; 4-way; insulated; light gray	<a href="http://www.wago.com/859-404">www.wago.com/859-404</a>
	<b>Item no.: 859-409/000-006</b> Jumper; for jumper slot; 9-way; insulated; blue	<a href="http://www.wago.com/859-409/000-006">www.wago.com/859-409/000-006</a>
	<b>Item no.: 859-402/000-006</b> Jumper; for jumper slot; 2-way; insulated; blue	<a href="http://www.wago.com/859-402/000-006">www.wago.com/859-402/000-006</a>
	<b>Item no.: 859-402</b> Jumper; for jumper slot; 2-way; insulated; light gray	<a href="http://www.wago.com/859-402">www.wago.com/859-402</a>

Subject to changes. Please also observe the further product documentation!



	<b>Item no.: 859-402/000-005</b> Jumper; for jumper slot; 2-way; insulated; red	<a href="http://www.wago.com/859-402/000-005">www.wago.com/859-402/000-005</a>
	<b>Item no.: 859-406/000-006</b> Jumper; for jumper slot; 6-way; insulated; blue	<a href="http://www.wago.com/859-406/000-006">www.wago.com/859-406/000-006</a>
	<b>Item no.: 859-406/000-029</b> Jumper; for jumper slot; 6-way; insulated; signal yellow	<a href="http://www.wago.com/859-406/000-029">www.wago.com/859-406/000-029</a>
	<b>Item no.: 859-407/000-006</b> Jumper; for jumper slot; 7-way; insulated; blue	<a href="http://www.wago.com/859-407/000-006">www.wago.com/859-407/000-006</a>
	<b>Item no.: 859-407/000-005</b> Jumper; for jumper slot; 7-way; insulated; red	<a href="http://www.wago.com/859-407/000-005">www.wago.com/859-407/000-005</a>
	<b>Item no.: 859-407/000-029</b> Jumper; for jumper slot; 7-way; insulated; yellow	<a href="http://www.wago.com/859-407/000-029">www.wago.com/859-407/000-029</a>
	<b>Item no.: 859-407</b> Jumper; for jumper slot; 7-way; insulated; light gray	<a href="http://www.wago.com/859-407">www.wago.com/859-407</a>

## Downloads

### Documentation

#### Bid Text

859-732 docx - Datei	2019 Feb 20	docx 16.0 kB	Download
859-732 X81 - Datei	2019 Feb 19	xml 3.9 kB	Download

#### Instruction Leaflet

Relay modules, Optocoupler modules	V 2.0.0 2022 Jan 19	pdf 2.1 MB	Download
------------------------------------	------------------------	---------------	----------

#### Additional Information

Disposal and Recycling Electrical and electronic equipment, Batteries, Packaging	V 1.1.0 2022 Aug 18	pdf 2.2 MB	Download
---	------------------------	---------------	----------

Subject to changes. Please also observe the further product documentation!

## CAD/CAE-Data

### CAD data

2D/3D Models 859-732	<a href="#">URL</a>	<a href="#">Download</a>
----------------------	---------------------	--------------------------

### CAE data

EPLAN Data Portal 859-732	<a href="#">URL</a>	<a href="#">Download</a>
---------------------------	---------------------	--------------------------

WSCAD Universe 859-732	<a href="#">URL</a>	<a href="#">Download</a>
------------------------	---------------------	--------------------------

ZUKEN Portal 859-732	<a href="#">URL</a>	<a href="#">Download</a>
----------------------	---------------------	--------------------------

## Environmental Product Compliance


### Compliance Search

Environmental Product Compliance 859-732	<a href="#">URL</a>	<a href="#">Download</a>
--	---------------------	--------------------------

Optocoupler module; Nominal input voltage: 24 VDC; Output voltage range: 3 ... 30 VDC; Limiting continuous current: 0.5 A; 1 changeover contact; Red status indicator; Module width: 6 mm; gray

## Installation Notes


### Conductor termination



Conductor termination

### Commoning

Subject to changes. Please also observe the further product documentation!



Easy commoning using adjacent jumpers

### Marking



Marking via Mini-WSB Quick Marking System

Subject to changes. Please also observe the further product documentation!