



Contact module with 1 contact element, 1 NO, soldered connection, for use on printed circuit boards

product brand name	SIRIUS ACT
product designation	Contact module
product type designation	3SU1
Contact block/ lampholder	
socket design	other
General technical data	
product function positive opening	No
insulation voltage rated value	250 V
degree of pollution	3
type of voltage	
• of the operating voltage	AC/DC
• of the input voltage	AC/DC
surge voltage resistance rated value	4 kV
protection class IP	
• of the enclosure	IP40
• of the terminal	IP00
shock resistance	
• according to IEC 60068-2-27	sinusoidal half-wave 15g / 11 ms
• for railway applications according to EN 61373	Category 1, Class B
vibration resistance	
• according to IEC 60068-2-6	10 ... 500 Hz: 5g
• for railway applications according to EN 61373	Category 1, Class B
operating frequency maximum	3 600 1/h
mechanical service life (switching cycles) typical	10 000 000
electrical endurance (switching cycles) typical	10 000 000
thermal current	10 A
reference code according to IEC 81346-2	S
continuous current of the C characteristic MCB	10 A
Substance Prohibitance (Date)	10/01/2014
operating voltage	
• at AC	
— at 50 Hz rated value	5 ... 240 V
— at 60 Hz rated value	5 ... 240 V
• at DC rated value	5 ... 250 V
Power Electronics	
contact reliability	One maloperation per 100 million (17 V, 5 mA), one maloperation per 10 million (5 V, 1 mA)
Auxiliary circuit	
design of the contact of auxiliary contacts	Silver alloy

number of NC contacts for auxiliary contacts	0
• lagging switching	0
number of NO contacts for auxiliary contacts	1
• leading contact	0
operational current at AC-12	
• at 24 V rated value	10 A
• at 48 V rated value	10 A
• at 110 V rated value	10 A
• at 230 V rated value	10 A
operational current at AC-15	
• at 24 V rated value	6 A
• at 48 V rated value	6 A
• at 110 V rated value	6 A
• at 230 V rated value	4 A
operational current at DC-12	
• at 24 V rated value	10 A
• at 48 V rated value	5 A
• at 110 V rated value	2.5 A
• at 230 V rated value	1 A
operational current at DC-13	
• at 24 V rated value	3 A
• at 48 V rated value	1.5 A
• at 110 V rated value	0.7 A
• at 230 V rated value	0.3 A

Connections/ Terminals

type of electrical connection	Socket connection (THT)
--------------------------------------	-------------------------

Ambient conditions

ambient temperature	
• during operation	-25 ... +70 °C
• during storage	-40 ... +80 °C
environmental category during operation according to IEC 60721	3M6, 3S2, 3B2, 3C3 (without salt spray), 3K6 (with relative humidity of 10 ... 95%, no condensation in operation permitted)

Installation/ mounting/ dimensions

fastening method	Printed circuit board
• of modules and accessories	Printed circuit board
height	18.5 mm
width	7.6 mm
depth	16.2 mm
suitability for integration	
• plastic enclosure	No
• metal enclosure	No
type of soldering method	Selective soldering process, manual soldering, laser soldering; No liquid solder must not come into contact with the plastic parts and enclosure parts
parameter of the soldering method	Maximum solder temperature with liquid solder 285 °C for max. 2 seconds per pin
soldering point quality according to IPC A-610	Class 2

Certificates/ approvals

General Product Approval	Declaration of Conformity
---------------------------------	----------------------------------

[Confirmation](#)



[KC](#)



Test Certificates	Marine / Shipping
--------------------------	--------------------------

[Type Test Certificates/Test Report](#)

[Special Test Certificate](#)



Marine / Shipping

other



[Environmental Confirmations](#)

[Confirmation](#)

Further information

Information- and Downloadcenter (Catalogs, Brochures,...)

<https://www.siemens.com/ic10>

Industry Mall (Online ordering system)

<https://mall.industry.siemens.com/mall/en/en/Catalog/product?mfb=3SU1400-3AA10-5BA0>

Cax online generator

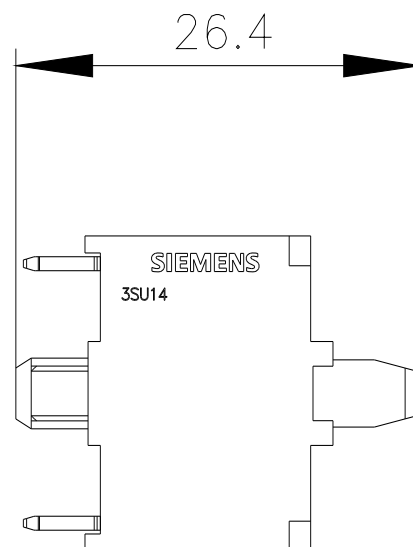
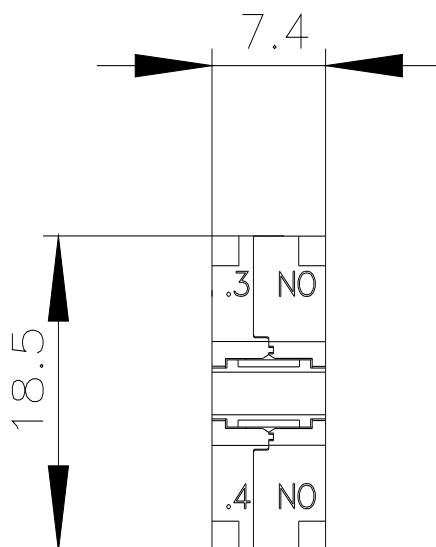
<http://support.automation.siemens.com/WW/CAXorder/default.aspx?lang=en&mfb=3SU1400-3AA10-5BA0>

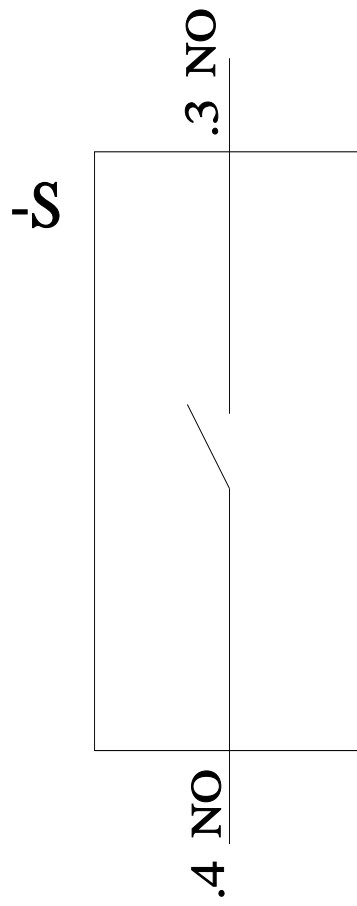
Service&Support (Manuals, Certificates, Characteristics, FAQs,...)

<https://support.industry.siemens.com/cs/ww/en/ps/3SU1400-3AA10-5BA0>

Image database (product images, 2D dimension drawings, 3D models, device circuit diagrams, EPLAN macros, ...)

http://www.automation.siemens.com/bilddb/cax_de.aspx?mfb=3SU1400-3AA10-5BA0&lang=en





last modified:

3/9/2022 