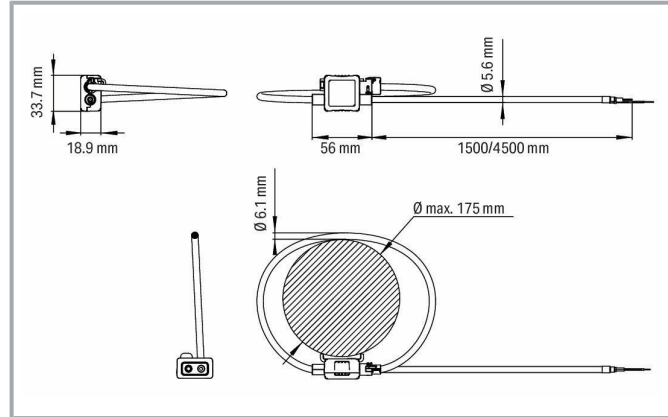



Data sheet | Item number: 855-9150/2000-1751

Rogowski coil; Primary rated current 1000 A; Output signal 22.5 mV per kA;
Cable length: 1.5 m; Feedthrough for measurement conductor 175 mm



www.wago.com/855-9150/2000-1751



Item description

Short description:

WAGO's Rogowski coils are used to measure AC currents and are particularly well suited for retrofitting in existing systems. The split coil bobbin allows for subsequent installation around the primary conductor – be it current bars or round conductors. These Rogowski coils can be connected to WAGO's 857-552, 750-495/000-002 and 2857-570/024-000 modules. A sealable bayonet catch and mounting brackets for cable ties make for easy installation.

Data

Notes

Note

Rogowski technology allows the coils to measure a wide primary current range of up to 10,000 A without loss of accuracy, because there are no saturation effects.

The requirements for standards EN 61869-1, EN 61869-2, EN 61869-6 and EN 61869-10 are only partially met, as there are fundamental differences with current transformers for a Rogowski coil.

Subject to changes. Please also observe the further product documentation!

WAGO GmbH & Co. KG
Hansastr. 27
32423 Minden
Phone: +49571 887-0 | Fax: +49571 887-169
Email: info.de@wago.com | Web: www.wago.com

Do you have any questions about our products?
We are always happy to take your call at +49 (571) 887-44222.

Technical data

Input

Measurement range	10 A ... 10000 A (up to 4000 A in combination with the recommended WAGO products)
-------------------	---

Input Current Transformers

Primary rated current	1000 A
Rated short-time thermal current I_{th}	300 kA at 50 Hz
Rated frequency	50 ... 60 Hz
Mutual inductance M	72.31 nH

Output (analog)

Sensitivity	22.5 mV/kA at 50 Hz
Output signal (max.)	30 V

Signal Processing

Limit frequency	350 kHz
-----------------	---------

Measurement Error

Accuracy class	0.5
Translation errors (all positions)	0.75 %
Translation errors (note)	Assuming that a primary conductor with a minimum diameter of 15 mm is used that is routed perpendicular to and in contact with the coil.

Safety and protection

Rated voltage	1000 VAC _{rms} (Cat. III); 600 VAC _{rms} (Cat. IV)
Impulse withstand voltage (1.2/50 μ s)	12.8 kV
Protection type	IP57

Test voltage

Voltage for isolation test	AC 7.4 kV; 50 Hz; 1 min
----------------------------	-------------------------

Subject to changes. Please also observe the further product documentation!

Connection data

Feedthrough for measurement conductor	Ø 175 mm
---------------------------------------	----------

Physical data

Cable length	1.5 m
--------------	-------

Mechanical Data

Mounting type	Split-core current transformer (suspended)
---------------	--

Material Data

Weight	130 g
--------	-------

Environmental requirements

Ambient temperature (operation)	-40 ... +80 °C
Ambient temperature (storage)	-40 ... +80 °C
Relative humidity	90% (without condensation)
Operating altitude (max.)	2000 m

Standards and specifications

Conformity marking	CE
Standards/specifications	EN 61010-1 EN 61010-2-32 EN 61869-1 EN 61869-2 EN 61869-6 EN 61869-10 UL 61010-1

Commercial data

eCl@ss 10.0	27-21-09-02
eCl@ss 9.0	27-21-09-02
ETIM 8.0	EC002048
ETIM 7.0	EC002048
PU (SPU)	1 pcs
Packaging type	bag
Country of origin	BG

Subject to changes. Please also observe the further product documentation!



GTIN	4055143419192
Customs tariff number	90303370000

Environmental Product Compliance


RoHS Compliance Status	Compliant, No Exemption
------------------------	-------------------------

Approvals / Certificates

General approvals



Logo	Approval	Additional Approval Text	Certificate name
	EAC Brjansker Zertifizierungsstelle	TP TC 004/2011, TP TC 020/2011	EAC RU C-DE.AM02.B.00111 /19
	UL Underwriters Laboratories Inc.	UL 61010-2-032	E499682

Declarations of conformity and manufacturer's declarations

Logo	Approval	Additional Approval Text	Certificate name
	EU-Declaration of Conformity WAGO GmbH & Co. KG	-	-

Optional accessories

Signal conditioner

Power measurement module			
	Item no.: 2857-570/024-000 3-Phase Power Measurement Module; 3x277/480 V/RC; Modbus RTU; Digital output; Configuration via software; Supply voltage: 24 VDC	www.wago.com/2857-570/024-000	
Current signal conditioner			
	Item no.: 857-552 Current signal conditioner; Input for Rogowski coils; Current and voltage output signal; Digital output; Configuration via software; Supply voltage: 24 VDC; 6 mm module width; 2,50 mm ²	www.wago.com/857-552	

Subject to changes. Please also observe the further product documentation!

WAGO GmbH & Co. KG
Hansastr. 27
32423 Minden
Phone: +49571 887-0 | Fax: +49571 887-169
Email: info.de@wago.com | Web: www.wago.com

Do you have any questions about our products?
We are always happy to take your call at +49 (571) 887-44222.



Downloads

Documentation

Bid Text

855-9150/2000-1751 X81 - Datei	2019 Jan 24	xml 6.2 kB	Download
-----------------------------------	-------------	---------------	----------

855-9150/2000-1751 docx - Datei	2019 Jan 24	docx 18.5 kB	Download
------------------------------------	-------------	-----------------	----------

Instruction Leaflet

Rogowski-Spulen RC70 / RC125 / RC175	V 1.1.0	pdf 1.7 MB	Download
--------------------------------------	---------	---------------	----------

Additional Information

Disposal and Recycling Electrical and electronic equipment, Batteries, Packaging	V 1.1.0 2022 Aug 18	pdf 2.2 MB	Download
---	------------------------	---------------	----------

Environmental Product Compliance


Compliance Search

Environmental Product Compliance 855-9150/2000-1751 Rogowski coil; Primary rated current 1000 A; Output signal 22.5 mV per kA; Cable length: 1.5 m; Feedthrough for measurement conductor 175 mm		URL	Download
---	--	-----	----------

Installation Notes

Installation

Subject to changes. Please also observe the further product documentation!



Bayonet connector:
Robust and durable



Screw-mount clips:
Quick and easy mounting with cable ties



Lock-out seal:
Greater security via sealable bayonet lock

Subject to changes. Please also observe the further product documentation!