

Kontaktbuchse 10 mm Lamelle

**Einsatzbereich: - 958 Stecker
Crimp 25 mm²**

**TE Teile Nr.: 60-0104-023-000
IC Ref. Nr.: 60.104.23**

Elektrische Werte

Bemessungsstrom max. 118 A*
Durchgangswiderstand < 90 µOhm

Werkstoff

Kontakt Messing, versilbert
Lamellenfeder CuBe, versilbert

Anschluss

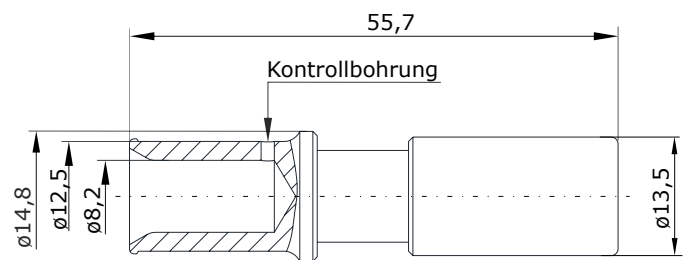

Anschlussart/-bereich Crimp/ 25 mm²
max. Litzenaußendurchmesser ø14,8 mm
Abisolierlänge 17 mm
Crimpeinstellungen sind individuell zu wählen

Mechanische Werte

Steckzyklen 500

Werkzeuge (nicht im Lieferumfang enthalten)

Akku Crimpzange TE Teile Nr.: C0-0207-000-000
IC Ref. Nr.: C0.207.00



Hauptabmessungen
Kontaktbuchse





Contact Socket 10 mm Lamella

for: - 958 Plug
crimp 25 mm²

TE part number: 60-0104-023-000
IC reference number: 60.104.23

Electrical Data

rated current max. 118 A*
contact resistance < 90 µOhm

Material

contact brass, silver plated
lamella spring CuBe, silver plated

Termination

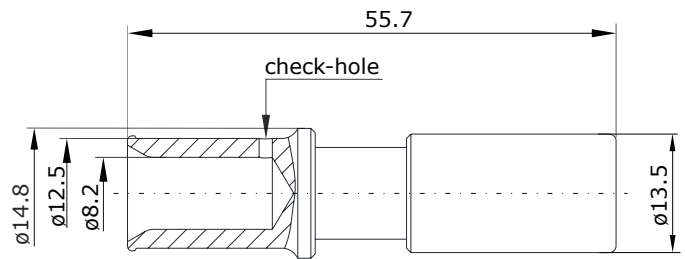

cross-section crimp/ 25 mm²
max. outer wire diameter ø14.8 mm
stripping length 17 mm
crimp settings select individually

Mechanical Data

mating cycles 500

Tools (not part of product contents)
battery crimping tool

TE part no.: C0-0207-000-000
IC ref. no.: C0.207.00



Main Dimensions
contact socket

Y6-D973-000-0EN issued: 16.05.2002/CE; modified: 17.10.2018/KC

© 2018 TE Connectivity

TE Connectivity, TE connectivity (logo), intercontec (logo) and speedtec are trademarks.

While TE Connectivity (TE) has made every reasonable effort to ensure the accuracy of the information in this presentation, TE does not guarantee that it is error-free, nor does TE make any other representation, warranty or guarantee that the information is accurate, correct, reliable or current. TE reserves the right to make any adjustments to the information contained herein at any time without notice. TE expressly disclaims all implied warranties regarding the information contained herein, including, but not limited to, any implied warranties of merchantability or fitness for a particular purpose. The dimensions in this article are for reference purposes only and are subject to change without notice. Specifications are subject to change without notice. Consult TE for the latest dimensions and design specifications.

TE Connectivity Industrial GmbH
Bernrieder Straße 15
94559 Niederwinkling, Germany
+49 9962 2002 - 0
intercontec@te.com
www.intercontec.biz



* for max. wire cross-section