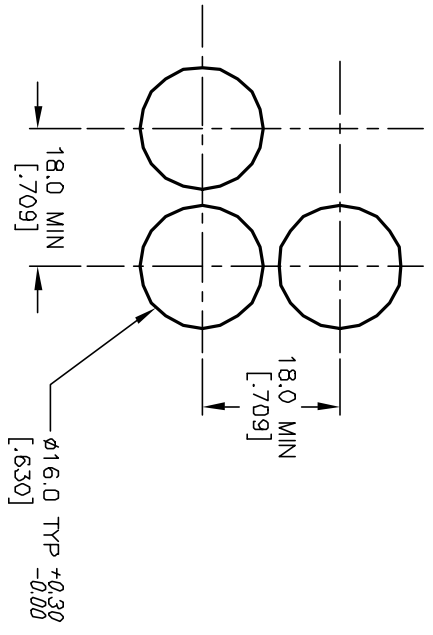
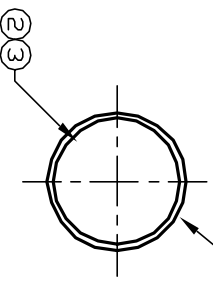


PARTS LIST			
ITEM	QTY.	PART NO.	PART DESCRIPTION
1	1	F040015	P16 EE R11
2	1	F050418	50-004-18
3	1	F052105	50-001-05 (WHT LENS TRANSPARENT)



RECOMMEND PANEL MOUNTING

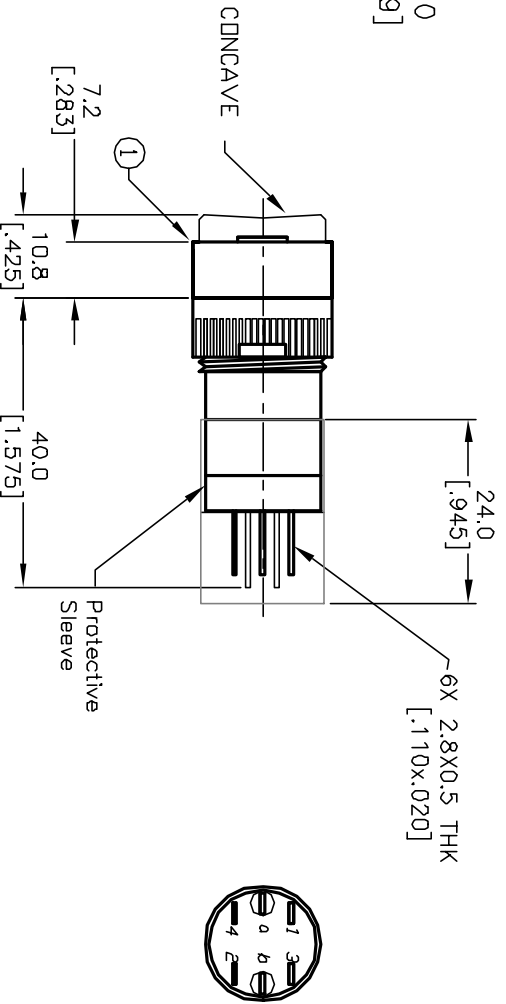


1 0 1 0 2
3 0 0 4
a-L-b (+)

CONTACT CONFIGURATION

NOTES:

1. ALL DIMENSIONS IN MM [INCH]
2. GENERAL TOLERANCE: X.X=±0.4 X.XX=±0.25
3. TERM. NOS. FOR REFERENCE ONLY.
4. RATING: 5A @250V AC; 8A @125V AC
5. MECHANICAL LIFETIME: >2 MILLION OPERATIONS
6. TRAVEL: 3.0MM
7. CONTACT MATERIAL: COPPER ALLOY W/SILVER PLATING
8. LAMP VOLTAGE: 6V DC



REV.	ECN No.	DESCRIPTION	DATE	CHKD
A	12684	RELEASED FOR PRODUCTION	1/02/03	CB

TITLE	SCALE	DATE	DR	DWG	REV
P16 EE R11 H YEL WHT (LATCHING) TRANSPARENT/CONCAVE LENS	1.5:1	1/02/03	CB	XF0532P	A

THE INFORMATION CONTAINED IN THIS DOCUMENT IS PROPRIETARY TO E-SWITCH AND IS NOT TO BE COPIED OR TRANSFERRED