



A Product Line of
Diodes Incorporated



SPECIFICATION FOR APPROVAL

CUSTOMER _____

NOMINAL FREQUENCY 25.000000 MHz

PRODUCT TYPE TYPE FW 2.0x1.6 SEAM SEALED CRYSTAL

SPEC. NO. (P/N) FW2500040Q

CUSTOMER P/N _____

ISSUE DATE June 13, 2018

VERSION B

| APPROVED | PREPARED | QA |
|-------------------|--------------------|------------------|
| <i>Brenda Kuo</i> | <i>Sylvia Yang</i> | <i>Dony Yang</i> |

Diodes Incorporated

No.2, Ziqiang 5th Rd., Zhongli Industrial Park,
Zhongli Dist., Taoyuan City 32063, Taiwan (R.O.C.)
TEL: 886-3-451-8888
FAX: 886-3-461-3865
<https://www.diodes.com>

*Pb-free
*RoHS Compliant
*HF-Halogen Free
*REACH Compliant
*AEC-Q200 Compliant

TYPE FW 2.0x1.6 SEAM SEALED CRYSTAL

FW2500040Q

VER. B 13-Jun-18

ELECTRICAL SPECIFICATIONS

| Item | Symbol | Specifications | Units | Notes |
|--|--------|--------------------|-------|---------------------------------------|
| Nominal Frequency | Fn | 25.000000 | MHz | |
| Mode of Oscillation | MO | AT Cut-Fundamental | | |
| Calibration Load Capacitance | CL | 18 | pF | |
| Calibration Tolerance | FL | ±30 | ppm | at 25°C±3°C |
| Operating Temperature Range | TR | -40 to +105 | °C | |
| Frequency Stability (Frequency Deviation over the Operating Temperature Range) | F/T | ±60 | ppm | Reference to the Frequency at 25°C |
| Operating Drive Level | | 10 | μW | |
| Maximum Drive Level | | 100 | μW | Max. |
| Equivalent Series Resistance | ESR | 80 | Ω | Max |
| Shunt Capacitance | C0 | 5 | pF | Max |
| Aging at 25°C | | ±5 | ppm | Max, 1st year |
| Storage Temperature | | -55 to +125 | °C | |
| Insulation Resistance | | 500 | MΩ | Min |

※ This product doesn't include harmful substance that stipulated by SONY SS-00259 Level 1 and S-AT2-001 Level 1 standard. RoHS Compliant (Pb - Free).

TYPE FW 2.0x1.6 SEAM SEALED CRYSTAL

FW2500040Q

VER. B 13-Jun-18

AEC-Q200 RELIABILITY TEST SPECIFICATIONS:

1. Initial

- 1.1 Physical Dimensions: JESD22, Method JB1-100
- 1.2 External Visual: MIL-STD-883, Method 2009
- 1.3 Freq. Vs. Temperature: Per Specification/Datasheet

2. Mechanical

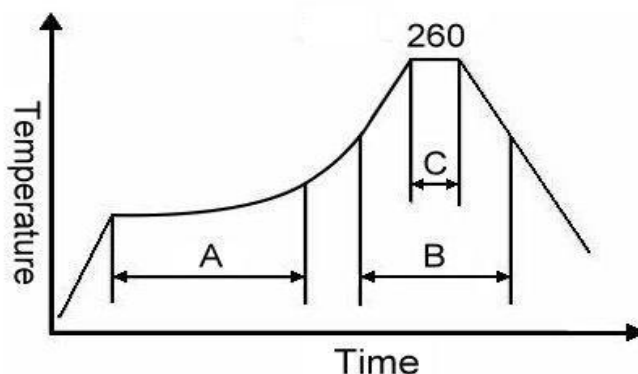
- 2.1 Mechanical Shock: MIL-STD-202 Method 213
- 2.2 Vibration: MIL-STD-202 Method 204
- 2.3 Solderability: J-STD-002
- 2.4 Board Flex: AEC Q200-005
- 2.5 Terminal Strength (SMD): AEC Q200-006

3.Environmental

- 3.1 Temp Cycle: JESD22, Method JA-104
- 3.2 Resistance to Solder Heat: MIL-STD-202 Method 210
- 3.3 High Temperature Operating Life: MIL-STD-202, Method 108
- 3.4 High Temp Exposure: MIL-STD-202, Method 108
- 3.5 High Temp & High Humidity: MIL-STD-202, Method 103
- 3.6 Thermal Shock: MIL-STD-202, Method 107

SUGGESTED IR REFLOW PROFILE

*As per IPC-JEDEC J-STD-020D



Note:

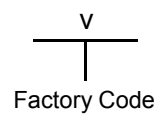
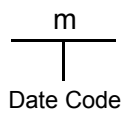
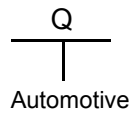
| | Stage | Temperature | Time |
|---|--------------|-------------|------------|
| A | Preheat | 150~200°C | 60~120 Sec |
| B | Primary Heat | 217°C | 60~150 Sec |
| C | Peak | 260°C | 10 Sec |

TYPE FW 2.0x1.6 SEAM SEALED CRYSTAL

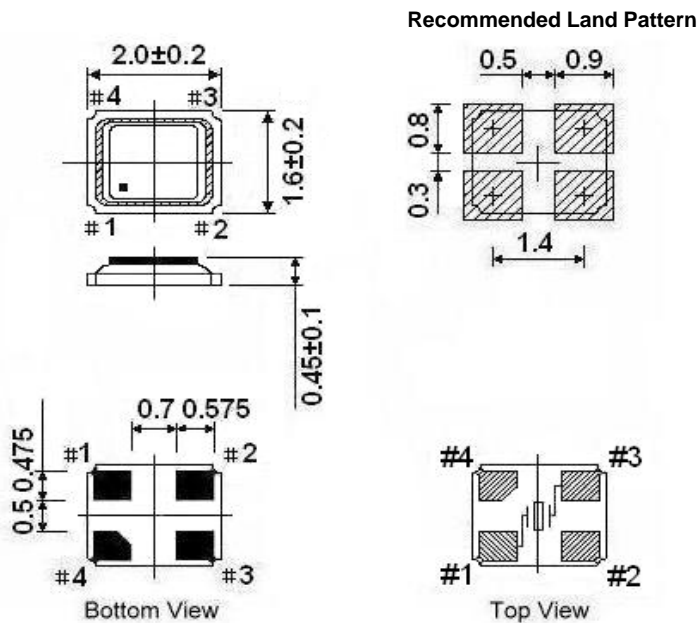
FW2500040Q

VER. B 13-Jun-18

MARKING



MECHANICAL DRAWINGS (Scale: None. Dimensions are in mm.)



** Recommended - Pin 1 & 3: CRYSTAL
 Pin 2 & 4: GND

Notes:

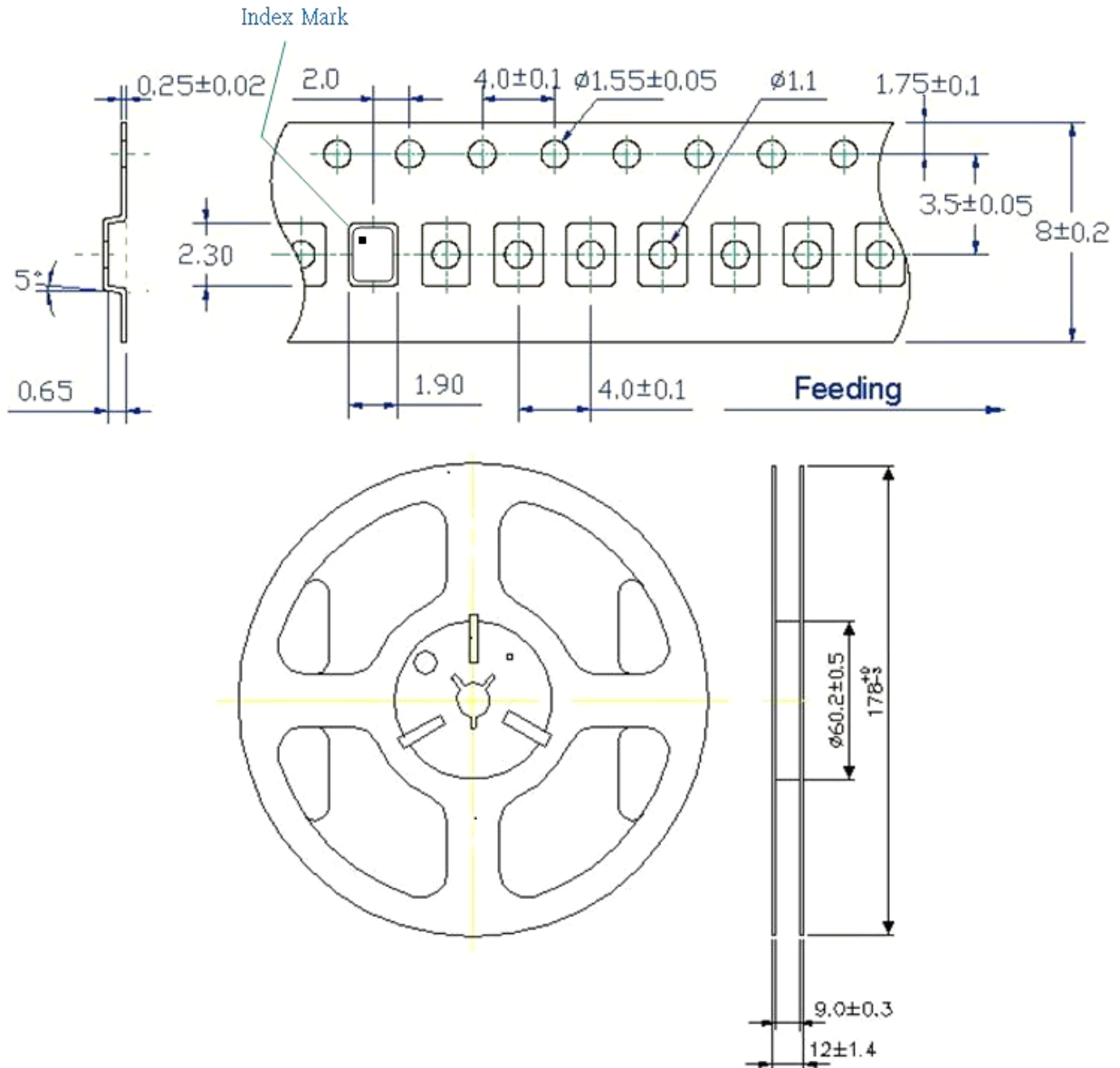
1. Package drawings are for reference only, and the appearances of objects may vary.
 Actual packages are based on the real product.
2. The marking dot denotes Pin#1.
3. The position and shape of the chamfer pin may vary and are based on the real product.

TYPE FW 2.0x1.6 SEAM SEALED CRYSTAL

FW2500040Q

VER. B 13-Jun-18

Tape & Reel



1. 230mm minimum leader which consist of carrier and/or tape followed by a minimum of 160mm of empty carrier tape sealed with cover tape.
2. 160mm minimum trailer of empty carrier tape sealed with cover tape.

TYPE FW 2.0x1.6 SEAM SEALED CRYSTAL

FW2500040Q

VER. B 13-Jun-18

PACKING

