




Technical Data Sheet for NL1022T

Single-Stage Thermoelectric Module



NOMINAL PERFORMANCE IN NITROGEN

Hot Side Temperature (°C)	27	50
ΔT_{max} (°C):	64	73
Q _{max} (watts):	4.0	4.6
I _{max} (amps):	1.8	1.8
V _{max} (vdc):	3.5	4.0
AC Resistance (ohms):	1.70	--
Device ZT	0.77	--

PRODUCT FEATURES

- RoHS EU Compliant
- Rated operating temperature of 85°C
- Maximum process temperature is 120°C
- AC suffix indicates Aluminum Oxide ceramics
- BC suffix indicates Beryllium Oxide ceramics

ORDERING OPTIONS

Model Number	Description
NL1022T-01AC	Both Surfaces are Metallized, Buss Wires
NL1022T-01BC	Both Surfaces are Metallized, Buss Wires
NL1022T-02AC	Hot Side Exterior is Metallized, Buss Wires
NL1022T-02BC	Hot Side Exterior is Metallized, Buss Wires
NL1022T-03AC	No Metallization, Buss Wires
NL1022T-03BC	No Metallization, Buss Wires
NL1022T-04AC	No Metallization, RTV Sealed, Buss Wires
NL1022T-05AC	No Metallization, RTV Sealed, Insulated Wires

OPERATION CAUTIONS

For maximum reliability, storage and operation below 85°C in a non-condensing environment is recommended. To minimize thermal stress when operating in cooling mode, use linear/proportional temperature control or a similar method rather than an ON/OFF method.

INSTALLATION

Recommended mounting methods: Bonding with thermal epoxy or soldering with metallized ceramics. For additional information, please refer to our TEM Installation Guide.

II-VI Marlow – Dallas, TX USA
214-340-4900
877-627-5691
marlow.sales@ii-vi.com

Marlow Industries Europe
GmbH - Germany
+49 (0) 6150 5439 - 403
info@marlow-europe.eu

II-VI Japan Inc.
81 43 297 2693 (tel)
center@ii-vi.co.jp
www.ii-vi.co.jp

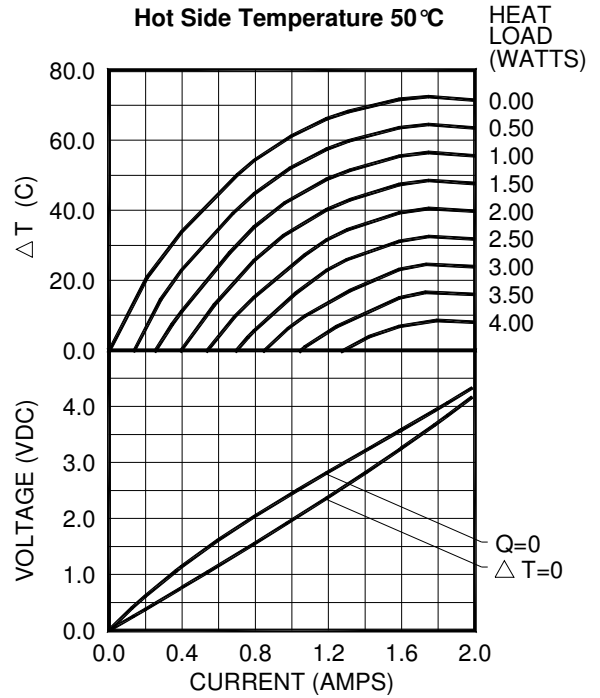
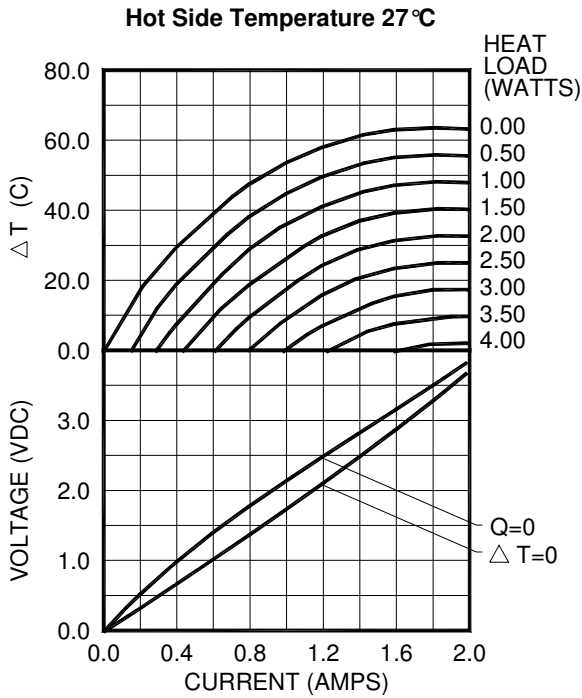
II-VI Singapore Pte., Ltd.
(65) 6481 8215 (tel)
info@ii-vi.com.sg

Marlow Industries China, II-VI
Technologies Beijing
86-10-643 98226
info@iivbj.com

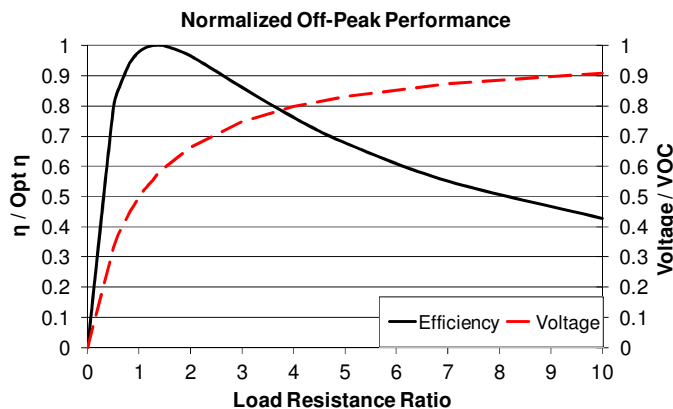
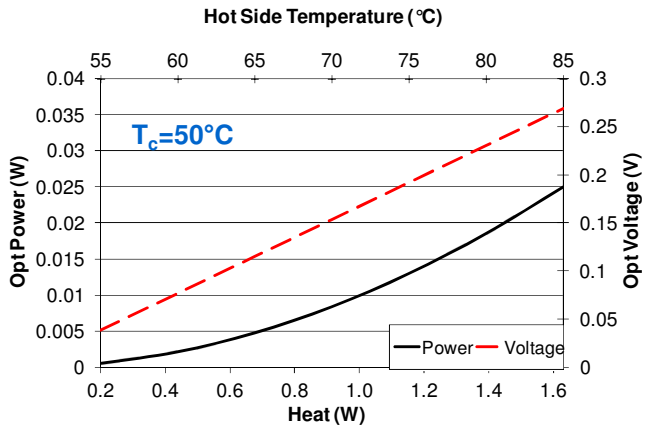
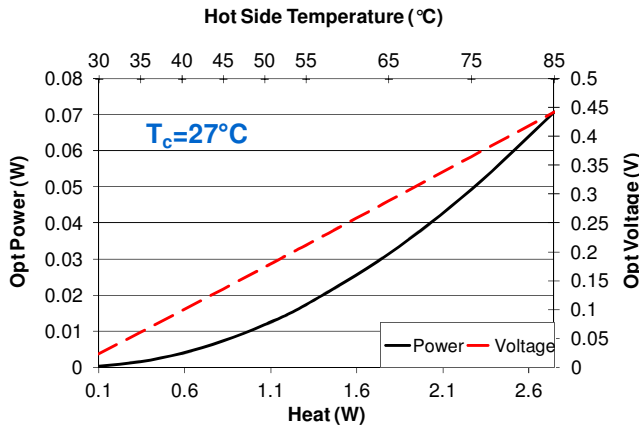


ENVIRONMENT: ONE ATMOSPHERE DRY NITROGEN

TYPICAL PERFORMANCE CURVES



POWER GENERATION PERFORMANCE CURVES



Hot Side Temperature (°C)	85	55	35
Cold Side Temperature (°C)	27	27	27
Optimum Efficiency, η (%)	2.53	1.28	0.37
Optimum Power (W)	0.071	0.017	0.001
Optimum Voltage (V)	0.442	0.211	0.059
Load Resistance for Opt η (Ω)	2.76	2.58	2.45
Open Circuit Voltage, VOC (V)	0.77	0.37	0.10
Short Circuit Current (A)	0.37	0.19	0.06
Thermal Resistance (°C/W)	20.77	20.77	20.72

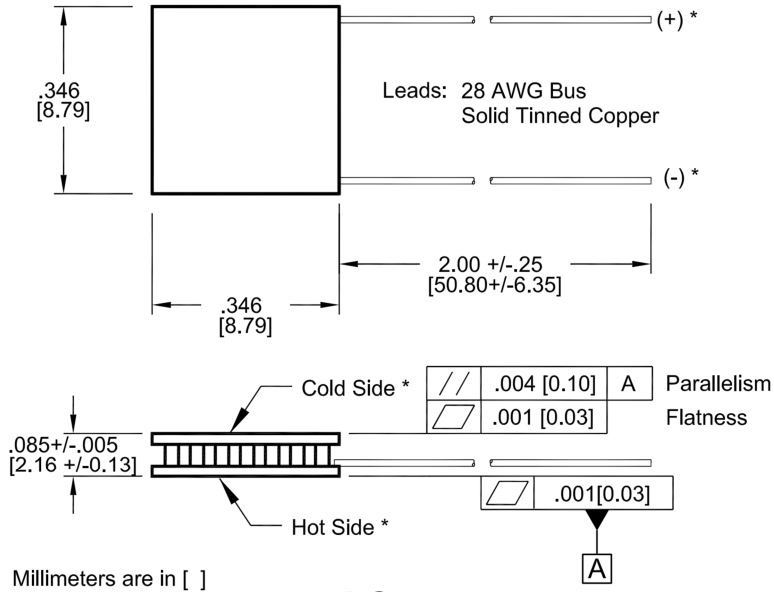
For performance information in a vacuum or with hot side temperatures other than 27°C or 50°C, contact one of our Applications Engineers at 877-627-5691.



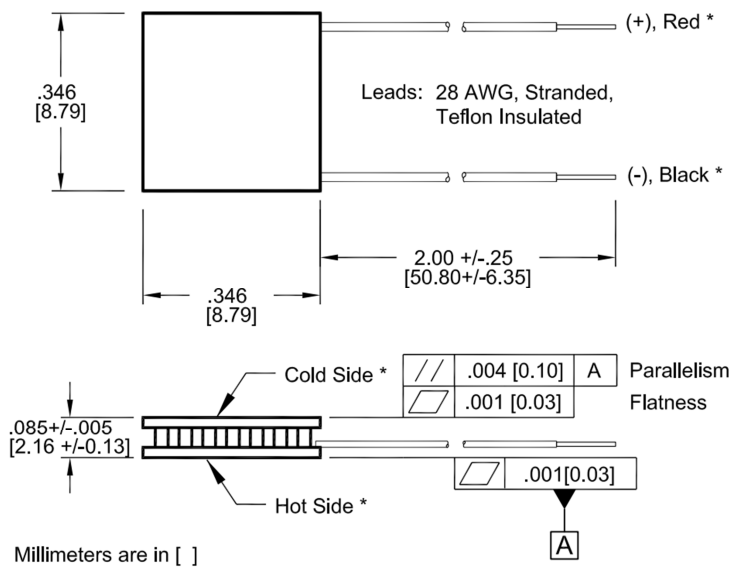
-01AC, -02AC, -03AC, -04AC, -01BC, -02BC, -03BC, -04BC

Beryllium Oxide Handling Precautions

Beryllium oxide can be toxic only when dust, mist, or fumes containing particles small enough to enter the lungs are inhaled. For the user, precautions required are to avoid grinding, machining or pulverizing the material by mechanical, thermal, or chemical processing.
marlow industries, inc.®



-05AC



***NOTE: Cold side, Hot Side, and positive and negative leads are valid only for thermoelectric cooling. For power generation, refer to page 4.**

For customer support or general questions please contact a local office or visit our website at www.marlow.com.
 Marlow reserves the right to make product changes without notice.



Power Generation performance information is given in a nitrogen environment and cold side temperatures of 27°C and 50°C. Module temperature does not include thermal resistance of heat sinks. For performance information in vacuum, other cold side temperatures, or specific heat sinks, consult one of our applications engineers.

TYPICAL POWER GENERATION CONFIGURATION

EXAMPLE:

