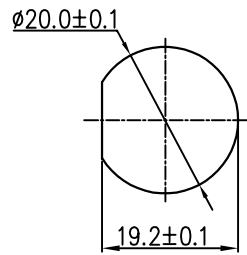
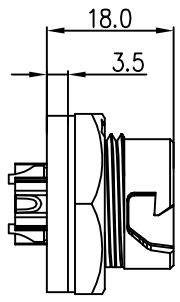


THIS INFORMATION IS CONFIDENTIAL AND IS DISCLOSED TO YOU ON CONDITION THAT NO FURTHER DISCLOSURE IS MADE BY YOU TO OTHER THAN CHOGORI PERSONNEL WITHOUT AUTHORIZATION FROM CHOGORI CORP.

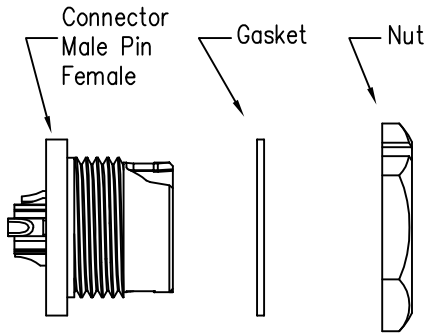
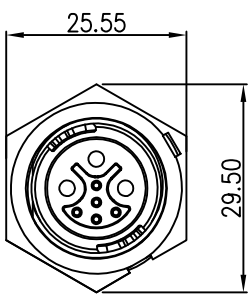
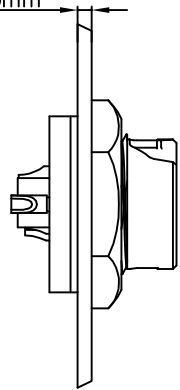
REV.	ECN NO.	DESCRIPTION	SIGN	DATE
C1	N/A	INITIAL DRAWING	Liu	2020/05/17




Recommended Panel Cut-Out



Panel T: Max 2.5mm



23XXX535-01  
Pin Number

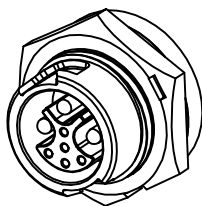


3M+5F

P/N: 23305535-01

Pin Assignments  
Front View

- Specification:
- 1.Operation Temperature: -45°C~105°C.
  - 2.Insulation Resistance: 100MΩ at DC500V.
  - 3.Contact Resistance: <math>< 10\text{m}\Omega</math>
  - 4.Withstand Voltage: 1000V AC
  - 5.Operating Current: 15A+2A
  - 6.Operating Voltage: DC 125V+30V
  - 7.Waterproof Rate: IP67 (Mated)
  - 8.Housing: Nylon, Black
  - 9.Female Pin: Copper Alloy, Gold Plated
  - 10.Male Pin: Copper Alloy, Gold Plated
  - 11.Gasket: Silicon Gray
  - 12.Panel Nut: Nylon, Orange
  - 13.Torque Rate: 0.8~1.0N·m
  - 14.RoHS Compliant.
  - 15.Mating Cap P/N: 806-00047-00



UNIT:mm	
TOLERANCE	
.X	±0.25
.XX	±0.15
.XXX	±0.05
ANGLES	±1°

DESCRIPTION Middle Series 3M+5F Push Lack Front Mount Panel			
SCALE:	1:1	SHEET	1 OF 1
REV.	C1	SIZE	A4
* : Inspection Item			

**CHOGORI**

PART NO	23305535-01	DRAWN BY	Liu	DATE	2020/05/17
DWG NO		CHECKED BY	Mo	DATE	2020/05/17
CUSTOMER		APPROVED BY	Adley	DATE	2020/05/17