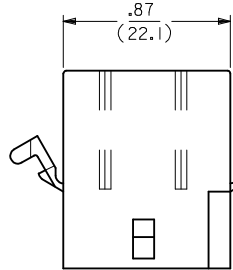


FACTORY I.D. CIRCUIT NUMBERS

CIRCUIT I.D. NUMBERS

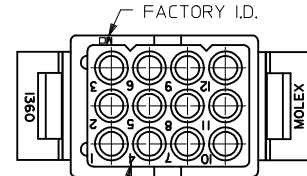


OPTIONAL MOUNTING EAR (PREBENT EAR SHOWN)

1.02±.03 (25.9±0.8)

OPTIONAL LOCKING RAMPS

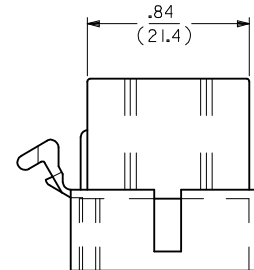
.69 (17.6)



FACTORY I.D.

CIRCUIT NUMBERS

CIRCUIT I.D. NUMBERS

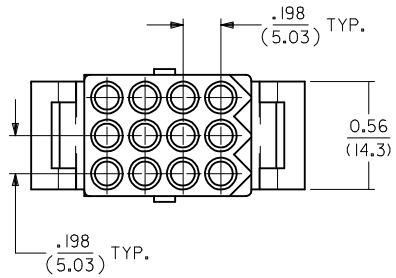


OPTIONAL MOUNTING EAR (PREBENT EAR SHOWN)

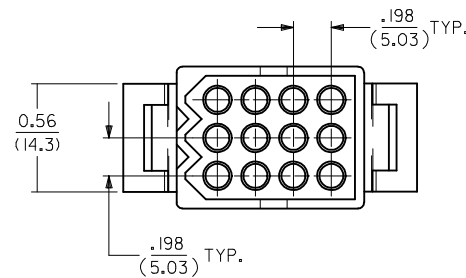
0.42 (10.7)

.98±.03 (24.9±0.8)

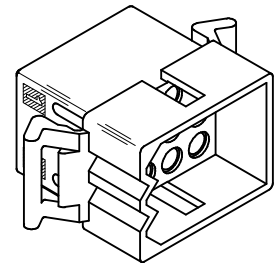
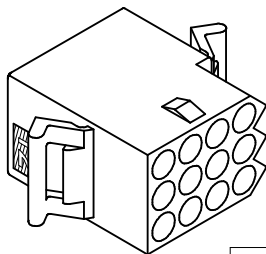
.74 (18.8)



RECEPTACLE



PLUG



OBSOLETE 1360-R1* EC NO: UCP2015-1850 DRWN:JFOX 2014/11/03 CHKD:HKIPPER 2014/11/03 APPR:FSMITH 2014/11/13	QUALITY SYMBOLS	GENERAL TOLERANCES (UNLESS SPECIFIED)	DIMENSION STYLE	SCALE	DESIGN UNITS	THIRD ANGLE PROJECTION
	▽=0	mm INCH	IN/MM	2:1	INCH	
	▽=0	4 PLACES ± --- ± ---	DRAWN BY DATE	TITLE		
	▽=0	3 PLACES ± --- ±.010	CHECKED BY DATE	.093/(2.36) HOUSINGS PLUG AND RECEPTACLE 12 CKT, .198/(5.03)CTR.		
	▽=0	2 PLACES ± 0.25 ±.014	APPROVED BY DATE	SD-1360-*		
0	1 PLACE ± 0.35 ± ---	FMSMITH 2014/11/13	MATERIAL NO.	DOCUMENT NO.	SHEET NO.	
0	0 PLACE ± --- ± ---		SEE CHART		1 OF 2	
AE2	ANGULAR ± 2°	DRAFT WHERE APPLICABLE MUST REMAIN WITHIN DIMENSIONS	THIS DRAWING CONTAINS INFORMATION THAT IS PROPRIETARY TO MOLEX INCORPORATED AND SHOULD NOT BE USED WITHOUT WRITTEN PERMISSION			

