

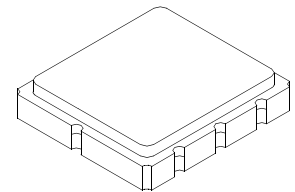


AEC-Q200

This component was always RoHS compliant from the first date of manufacture.

RF3336D

**868.35 MHz
SAW Filter**



**SM3838-8 Case
3.8 x 3.8**

- **Ideal Front-End Filter for European Wireless Receivers**
- **Low-Loss, Coupled-Resonator Quartz Design**
- **Simple External Impedance Matching**
- **Complies with Directive 2002/95/EC (RoHS)**
- **Tape and Reel Standard per ANSI/EIA-481**



The RF3336D is a low-loss, compact, and economical surface-acoustic-wave (SAW) filter designed to provide front-end selectivity in 868.35 MHz receivers. Receiver designs using this filter include superhet with 10.7 MHz or 500 kHz IF, direct conversion and superregen. Typical applications of these receivers are wireless remote-control and security devices operating in Europe under ETSI I-ETS 300 220, in Germany under FTZ 17 TR 2100, in the United Kingdom under DTI MPT 1340 (for automotive only), in France under PTT Specifications ST/PAA/TPA/AGH/1542, and in Scandinavia.

This coupled-resonator filter (CRF) uses selective null placement to provide suppression, typically greater than 40 dB, of the LO and image spurious responses of superhet receivers with 10.7 MHz IF. RFMi's advanced SAW design and fabrication technology is utilized to achieve high performance and very low loss with simple external impedance matching.

Characteristic	Sym	Notes	Minimum	Typical	Maximum	Units
Center Frequency @ 25°C Absolute Frequency	f_c			868.35		MHz
Insertion Loss	IL			2.7	4.0	dB
3 dB Bandwidth	BW_3		500	650	900	kHz
Attenuation: (relative to ILmin)	10 - 700 MHz		50	55		dB
	700 - 830 MHz		40	45		
	830 - 850 MHz		35	40		
	850 - 864.4 MHz		20	25		
	870.4 - 877.4 MHz		21	26		
	877.4 - 882.4 MHz		15	19		
	882.4 - 900 MHz		28	35		
900 - 1000 MHz		40	45			
Temperature Freq. Temp. Coefficient	FTC			0.032		ppm/°C ²
Frequency Aging Absolute Value during the First Year	fA			<±10		ppm/yr
Impedance @ f_c	Input $Z_{IN} = R_{IN}/C_{IN}$	Z_{IN}	35.6Ω // 2.06pF			
	Output $Z_{OUT} = R_{OUT}/C_{OUT}$	Z_{OUT}	35.8Ω // 2.19pF			
Lid Symbolization (Y=Year, WW=Week, S=Shift)	699, YWWS					
Standard Reel Quantity	Reel Size 7 Inch			500 Pieces/Reel		
	Reel Size 13 Inch			3000 Pieces/Reel		



CAUTION: Electrostatic Sensitive Device. Observe precautions for handling.

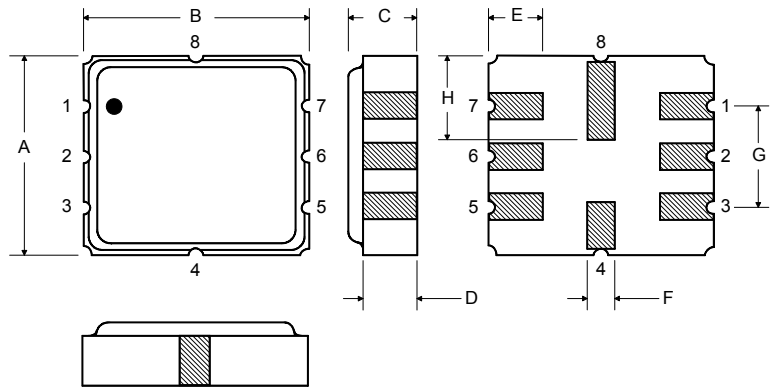
NOTES:

1. The design, manufacturing process, and specifications of this device are subject to change.
2. US or International patents may apply.

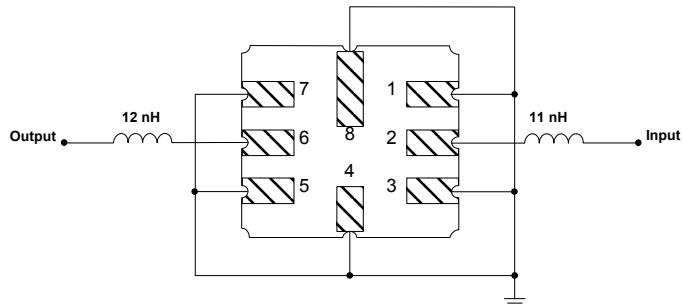
Rating	Value	Units
Input Power Level	10	dBm
DC Voltage	12	VDC
Storage Temperature	-40 to +125	°C
Operable Temperature Range	-40 to +125	°C
Soldering Temperature	(10 seconds / 5 cycles max.)	260 °C

Electrical Connections

Pin	Connection
1	Input Ground
2	Input
3	Ground
4	Case Ground
5	Output Ground
6	Output
7	Ground
8	Case Ground



Matching Circuit to 50Ω



Case Dimensions

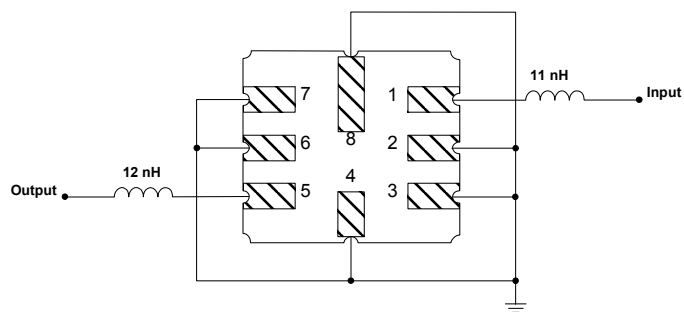
Dimension	mm			Inches		
	Min	Nom	Max	Min	Nom	Max
A	3.6	3.8	4.0	0.14	0.15	0.16
B	3.6	3.8	4.0	0.14	0.15	0.16
C	1.00	1.20	1.40	0.04	0.05	0.055
D	0.95	1.10	1.25	0.033	0.043	0.05
E	0.90	1.0	1.10	0.035	0.04	0.043
F	0.50	0.6	0.70	0.020	0.024	0.028
G	2.39	2.54	2.69	0.090	0.100	0.110
H	1.40	1.75	2.05	0.055	0.069	0.080

OPTIONAL

Electrical Connections

Pin	Connection
1	Input
2	Input Ground
3	Ground
4	Case Ground
5	Output
6	Output Ground
7	Ground
8	Case Ground

Matching Circuit to 50Ω



Recommended Reflow Profile

1. Preheating shall be fixed at 150~180°C for 60~90 seconds.
2. Ascending time to preheating temperature 150°C shall be 30 seconds min.
3. Heating shall be fixed at 220°C for 50~80 seconds and at 260°C +0/-5°C peak (10 seconds).
4. Time: 5 times maximum.

