




1X2 Dual Port RJ45 Connector

AR12-3830I

- 10/100 Base-T for Ethernet Applications
- Impedance: 100OHMS
- RJ45 jack cavity conforms to FCC rules and regulations Part 68, SUB Part F
- Industrial Temp: -40°C to +85°C
- Available in other Circuit Designs
- Optional Gold Plating Thickness



Electrical Specifications @ 25°C

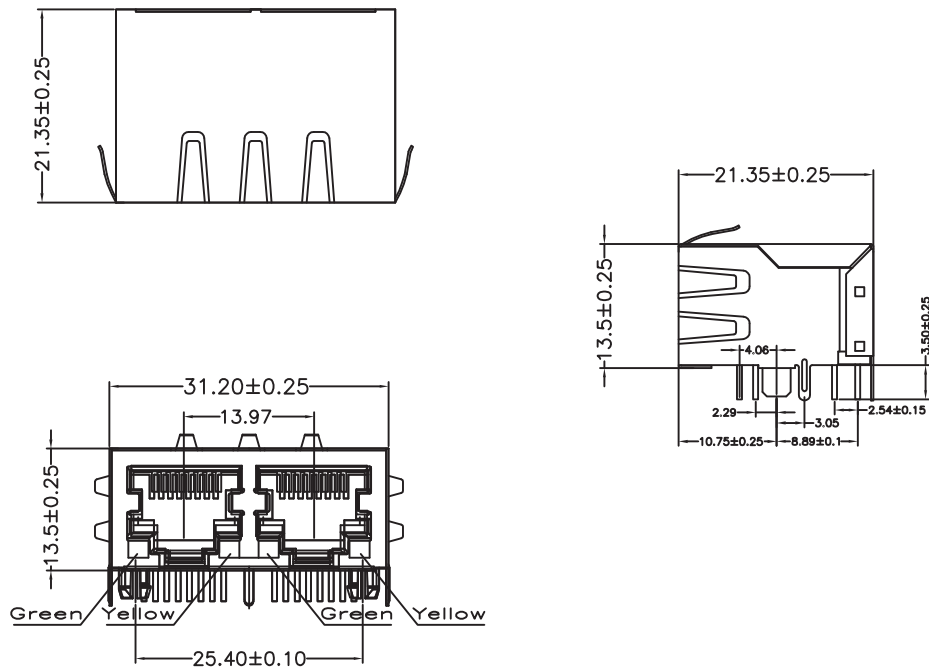
Part Number	OCL(uH Min) @ 100kHz, 0.1V With 8mA DC Bias	Turns Ratio chip: cable (±2%)	Insertion Loss (dB Max)	Return Loss (dB Min)		
			1-100MHz	1-30MHz	30-60MHz	60-80MHz
AR12-3830I	350	1CT:1CT	-1.0	-18	-18-20Log(F/30MHz)	-12


Electrical Specifications @ 25°C

Cross Talk (dB Min)					CMR (dB Min)					CDMR (dB Min)					HI-POT (Vrms) 0.5mA/2Sec.
0.5-1MHz	10MHz	30MHz	50MHz	100MHz	0.3-1MHz	10MHz	30MHz	60MHz	100MHz	0.3-1MHz	10MHz	30MHz	60MHz	100MHz	
-50	-50	-40	-35	-30	-50	-47	-42	-37	-30	-50	-50	-50	-45	-40	1500

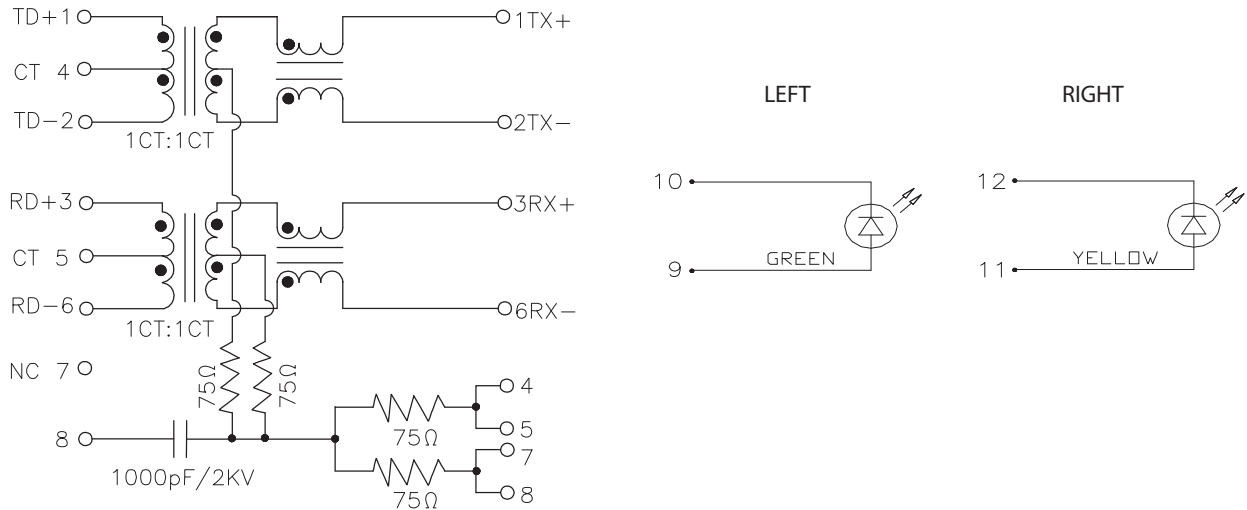
All specifications subject to change without notice.

MECHANICAL

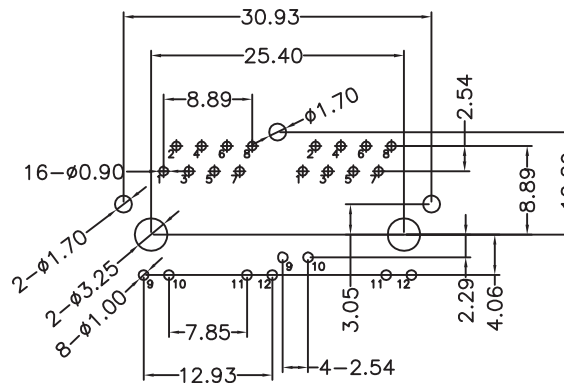




SCHEMATICS



PCB LAYOUT



NOTES

1. Shield- 0.25mm THICKNESS BRASS C2680 H.
PLATING NICKEL 20u" min
2. Housing- Standard Material Nylon66, 30% G.F, Glass filled
Polyester UL94V-0 Standard Color Black
3. RJ Terminal- Plastic: PBT 30%G.F, , UL94V-0, Standard
Color Black.
Pin: 0.35mm Thickness Phos-Bronze C5210 EH.
Plating: Nickel 40u"-60u" for all and Sn 100%, and
6u" Gold Plating.
4. Input Terminal: Plastic PBT 30%G.F, Glass Filled, UL94V-0,
Standard Color Black.
Pin: 0.35mm Thickness C2680
Plating: Nickel 40u"-60u" for all and Sn 100%.