

引き出し方向  
PULL DIRECTION



U



DETAIL U

NOTES

- 梱包数量 : 3000個 / リール  
NUMBER OF CONNECTORS : 3000 PCS/REEL.
- リードテープ長さ  
LEAD TAPE LENGTH



- カバーテープの剥離強度については、IEC60286-3に準拠。  
COVER TAPE PEEL FORCE IS DEFINED BY IEC 60286-3.
- 製品詳細寸法については、図面 5051101000-SD を参照下さい。  
DIMENSIONS OF PRODUCT, REFER TO 5051101000-SD.
- 材料 MATERIAL  
 キャリアテープ : ポリスチレン  
 トップテープ : ポリエチレンテレフタレート、ポリエチレン  
 リール : ポリスチレン<リサイクル材を含む>  
 CARRIER TAPE : POLYSTYRENE  
 TOP TAPE : POLYETHYLENE TEREPHTHALATE, POLYETHYLENE  
 REEL : POLYSTYRENE < RECYCLE MATERIAL CONTAINED >

THIS DRAWING CONTAINS INFORMATION THAT IS PROPRIETARY TO MOLEX ELECTRONIC TECHNOLOGIES, LLC AND SHOULD NOT BE USED WITHOUT WRITTEN PERMISSION									
DIMENSION UNITS		SCALE		CURRENT REV DESC:				<b>molex</b>	
mm		2:1							
GENERAL TOLERANCES (UNLESS SPECIFIED)				EC NO: 605617				0.5 FPC ZIF 2 CONT EMBT PKG	
ANGULAR TOL ± 3.0°				DRWN: JASANUMA 2018/09/28				PRODUCT CUSTOMER DRAWING	
4 PLACES ± 0.2				CHK'D: TRSUZUKI 2018/10/10					
3 PLACES ± 0.2				APPR: RTAKEUCHI 2018/10/10				DOCUMENT NUMBER	
2 PLACES ± 0.2				INITIAL REVISION:					
1 PLACE ± 0.25				DRWN: JASANUMA 2018/09/28				5051100000-SD	
0 PLACES ± 0.3				APPR: RTAKEUCHI 2018/10/10				PSD 000 A	
DRAFT WHERE APPLICABLE MUST REMAIN WITHIN DIMENSIONS		THIRD ANGLE PROJECTION		DRAWING		SERIES		MATERIAL NUMBER	
				A3-SIZE		505110		SEE CHART	
CUSTOMER		SHEET NUMBER		DATE		TIME			
		1 OF 3		2018/10/10		01:08:19			



11.5	----	24	29.4	25.4	10.9	14.9	16	5051102091	20
					10.4	14.4	15.5	5051101992	19
					9.9	13.9	15	5051101892	18
					9.4	13.4	14.5	5051101792	17
					8.9	12.9	14	5051101692	16
					8.4	12.4	13.5	5051101592	15
					7.9	11.9	13	5051101492	14
					7.4	11.4	12.5	5051101392	13
					6.9	10.9	12	5051101292	12
					6.4	10.4	11.5	5051101192	11
					5.9	9.9	11	5051101092	10
					5.4	9.4	10.5	5051100992	9
					4.9	8.9	10	5051100892	8
4.4	8.4	9.5	5051100792	7					
3.9	7.9	9	5051100692	6					
3.4	7.4	8.5	5051100592	5					
7.5	----	16	21.4	17.4	2.9	6.9	8	5051100492	4
H	G	F	E	D	C	B	A	EMBOSSED PACKAGE	Ckt
オーダー番号 ORDER No.									

THIS DRAWING CONTAINS INFORMATION THAT IS PROPRIETARY TO MOLEX ELECTRONIC TECHNOLOGIES, LLC AND SHOULD NOT BE USED WITHOUT WRITTEN PERMISSION

DIMENSION UNITS	SCALE	CURRENT REV DESC:		<b>molex</b>			
mm	2:1						
GENERAL TOLERANCES (UNLESS SPECIFIED)				0.5 FPC ZIF 2 CONT EMBT PKG			
ANGULAR TOL	± 3.0 °	EC NO: 605617		PRODUCT CUSTOMER DRAWING			
4 PLACES	± 0.2	DRWN: JASANUMA 2018/09/28		DOCUMENT NUMBER			
3 PLACES	± 0.2	CHK'D: TRSUZUKI 2018/10/10		5051100000-SD			
2 PLACES	± 0.2	APPR: RTAKEUCHI 2018/10/10		DOC TYPE			
1 PLACE	± 0.25	INITIAL REVISION:		PSD			
0 PLACES	± 0.3	DRWN: JASANUMA 2018/09/28		DOC PART			
DRAFT WHERE APPLICABLE MUST REMAIN WITHIN DIMENSIONS		APPR: RTAKEUCHI 2018/10/10		000			
THIRD ANGLE PROJECTION		DRAWING		REVISION			
A3-SIZE		SERIES		A			
505110		MATERIAL NUMBER		SHEET NUMBER			
SEE CHART		CUSTOMER		2 OF 3			



26.2	52.4	56	61.4	57.4	28.4	32.4	33.5	5051105591	55
					27.9	31.9	33	5051105491	54
					27.4	31.4	32.5	5051105391	53
					26.9	30.9	32	5051105291	52
					26.4	30.4	31.5	5051105191	51
20.2	40.4	44	49.4	45.4	25.9	29.9	31	5051105091	50
					25.4	29.4	30.5	5051104991	49
					24.9	28.9	30	5051104891	48
					24.4	28.4	29.5	5051104791	47
					23.9	27.9	29	5051104691	46
					23.4	27.4	28.5	5051104591	45
					22.9	26.9	28	5051104491	44
					22.4	26.4	27.5	5051104391	43
					21.9	25.9	27	5051104291	42
					21.4	25.4	26.5	5051104191	41
					20.9	24.9	26	5051104091	40
					20.4	24.4	25.5	5051103991	39
					19.9	23.9	25	5051103891	38
					19.4	23.4	24.5	5051103791	37
					18.9	22.9	24	5051103691	36
18.4	22.4	23.5	5051103591	35					
17.9	21.9	23	5051103491	34					
17.4	21.4	22.5	5051103391	33					
16.9	20.9	22	5051103291	32					
16.4	20.4	21.5	5051103191	31					
14.2	28.4	32	37.4	33.4	15.9	19.9	21	5051103091	30
					15.4	19.4	20.5	5051102991	29
					14.9	18.9	20	5051102891	28
					14.4	18.4	19.5	5051102791	27
					13.9	17.9	19	5051102691	26
					13.4	17.4	18.5	5051102591	25
					12.9	16.9	18	5051102491	24
					12.4	16.4	17.5	5051102391	23
11.9	15.9	17	5051102291	22					
					11.4	15.4	16.5	5051102191	21
H	G	F	E	D	C	B	A	EMBOSSED PACKAGE	Ckt
								オーダー番号 ORDER No.	

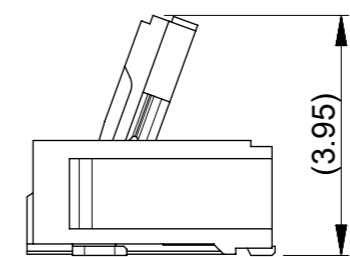
26.2	52.4	56	61.4	57.4	40.9	44.9	46	5051108091	80
					35.9	39.9	41	5051107091	70
					34.9	38.9	40	5051106891	68
					32.9	36.9	38	5051106491	64
					31.4	35.4	36.5	5051106191	61
					30.9	34.9	36	5051106091	60
					30.4	34.4	35.5	5051105991	59
					29.9	33.9	35	5051105891	58
					29.4	33.4	34.5	5051105791	57
					28.9	32.9	34	5051105691	56
H	G	F	E	D	C	B	A	EMBOSSED PACKAGE	Ckt
								オーダー番号 ORDER No.	

THIS DRAWING CONTAINS INFORMATION THAT IS PROPRIETARY TO MOLEX ELECTRONIC TECHNOLOGIES, LLC AND SHOULD NOT BE USED WITHOUT WRITTEN PERMISSION

DIMENSION UNITS	SCALE	CURRENT REV DESC:	
mm	2:1		
GENERAL TOLERANCES (UNLESS SPECIFIED)			
ANGULAR TOL	± 3.0°	EC NO: 605617	
4 PLACES	± 0.2	DRWN: JASANUMA	2018/09/28
3 PLACES	± 0.2	CHK'D: TRSUZUKI	2018/10/10
2 PLACES	± 0.2	APPR: RTAKEUCHI	2018/10/10
1 PLACE	± 0.25	INITIAL REVISION:	
0 PLACES	± 0.3	DRWN: JASANUMA	2018/09/28
DRAFT WHERE APPLICABLE MUST REMAIN WITHIN DIMENSIONS		APPR: RTAKEUCHI	2018/10/10
THIRD ANGLE PROJECTION	DRAWING	SERIES	MATERIAL NUMBER
	A3-SIZE	505110	SEE CHART
CUSTOMER		DOC TYPE	DOC PART
5051100000-SD		PSD	000
SHEET NUMBER		REVISION	
3 OF 3		A	



: PICK UP AREA



10.07	12.6	9	14.2	5051101992	19
9.57	12.1	8.5	13.7	5051101892	18
9.07	11.6	8	13.2	5051101792	17
8.57	11.1	7.5	12.7	5051101692	16
8.07	10.6	7	12.2	5051101592	15
7.57	10.1	6.5	11.7	5051101492	14
7.07	9.6	6	11.2	5051101392	13
6.57	9.1	5.5	10.7	5051101292	12
6.07	8.6	5	10.2	5051101192	11
5.57	8.1	4.5	9.7	5051101092	10
5.07	7.6	4	9.2	5051100992	9
4.57	7.1	3.5	8.7	5051100892	8
4.07	6.6	3	8.2	5051100792	7
3.57	6.1	2.5	7.7	5051100692	6
3.07	5.6	2	7.2	5051100592	5
2.57	5.1	1.5	6.7	5051100492	4
D	C	B	A	EMBOSSED PACKAGE	Ckt
				オーダー番号 ORDER No.	

THIS DRAWING CONTAINS INFORMATION THAT IS PROPRIETARY TO MOLEX ELECTRONIC TECHNOLOGIES, LLC AND SHOULD NOT BE USED WITHOUT WRITTEN PERMISSION

DIMENSION UNITS <b>mm</b>	SCALE <b>8:1</b>	CURRENT REV DESC:		<b>molex</b>		
GENERAL TOLERANCES (UNLESS SPECIFIED)		EC NO: 720907				
ANGULAR TOL ± 3.0 °	4 PLACES ± 0.2	DRWN: RAJMOK	2022/09/21	PRODUCT CUSTOMER DRAWING		
3 PLACES ± 0.2	2 PLACES ± 0.2	CHK'D: YNUKANOBU	2022/09/22	DOCUMENT NUMBER		
1 PLACE ± 0.25	0 PLACES ± 0.3	APPR: YNAITO	2022/09/22	5051101000-SD		
DRAFT WHERE APPLICABLE MUST REMAIN WITHIN DIMENSIONS		INITIAL REVISION:	2018/10/01	DOC TYPE	DOC PART	REVISION
THIRD ANGLE PROJECTION		DRWN: JASANUMA	2018/10/10	PSD	000	B
DRAWING		APPR: RTAKEUCHI		CUSTOMER		SHEET NUMBER
A3-SIZE		SERIES	505110			1 OF 4



40.5	43.1	39.5	44.7	5051108091	80
35.5	38.1	34.5	39.7	5051107091	70
34.5	37.1	33.5	38.7	5051106891	68
32.5	35.1	31.5	36.7	5051106491	64
31	33.6	30	35.2	5051106191	61
30.5	33.1	29.5	34.7	5051106091	60
30	32.6	29	34.2	5051105991	59
29.5	32.1	28.5	33.7	5051105891	58
29	31.6	28	33.2	5051105791	57
28.5	31.1	27.5	32.7	5051105691	56
28	30.6	27	32.2	5051105591	55
27.5	30.1	26.5	31.7	5051105491	54
27	29.6	26	31.2	5051105391	53
26.5	29.1	25.5	30.7	5051105291	52
26	28.6	25	30.2	5051105191	51
25.5	28.1	24.5	29.7	5051105091	50
D	C	B	A	EMBOSSED PACKAGE	Ckt
				オーダー番号 ORDER No.	

25	27.6	24	29.2	5051104991	49
24.5	27.1	23.5	28.7	5051104891	48
24	26.6	23	28.2	5051104791	47
23.5	26.1	22.5	27.7	5051104691	46
23	25.6	22	27.2	5051104591	45
22.5	25.1	21.5	26.7	5051104491	44
22	24.6	21	26.2	5051104391	43
21.5	24.1	20.5	25.7	5051104291	42
21	23.6	20	25.2	5051104191	41
20.5	23.1	19.5	24.7	5051104091	40
D	C	B	A	EMBOSSED PACKAGE	Ckt
				オーダー番号 ORDER No.	

20	22.6	19	24.2	5051103991	39
19.5	22.1	18.5	23.7	5051103891	38
19	21.6	18	23.2	5051103791	37
18.5	21.1	17.5	22.7	5051103691	36
18	20.6	17	22.2	5051103591	35
17.5	20.1	16.5	21.7	5051103491	34
17	19.6	16	21.2	5051103391	33
16.5	19.1	15.5	20.7	5051103291	32
16	18.6	15	20.2	5051103191	31
15.5	18.1	14.5	19.7	5051103091	30
D	C	B	A	EMBOSSED PACKAGE	Ckt
				オーダー番号 ORDER No.	

15	17.6	14	19.2	5051102991	29
14.5	17.1	13.5	18.7	5051102891	28
14	16.6	13	18.2	5051102791	27
13.5	16.1	12.5	17.7	5051102691	26
13	15.6	12	17.2	5051102591	25
12.5	15.1	11.5	16.7	5051102491	24
12	14.6	11	16.2	5051102391	23
11.5	14.1	10.5	15.7	5051102291	22
11	13.6	10	15.2	5051102191	21
10.5	13.1	9.5	14.7	5051102091	20
D	C	B	A	EMBOSSED PACKAGE	Ckt
				オーダー番号 ORDER No.	

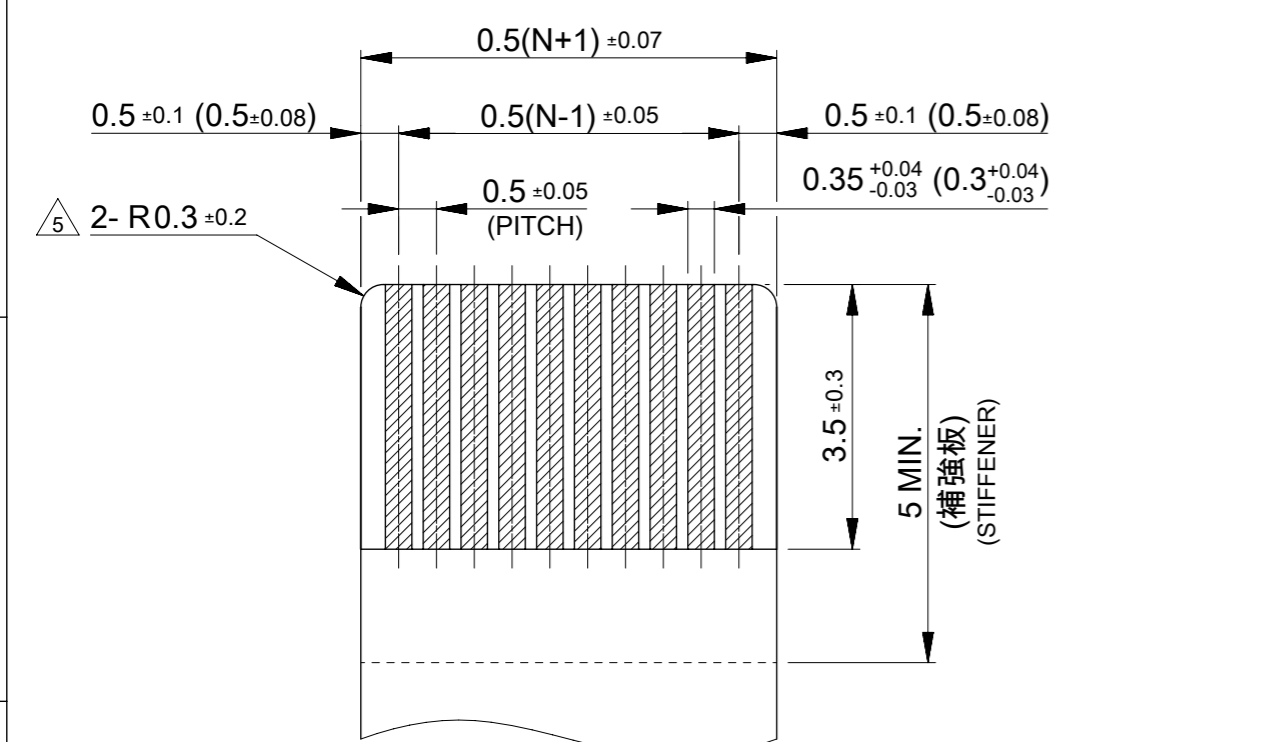
THIS DRAWING CONTAINS INFORMATION THAT IS PROPRIETARY TO MOLEX ELECTRONIC TECHNOLOGIES, LLC AND SHOULD NOT BE USED WITHOUT WRITTEN PERMISSION

DIMENSION UNITS	SCALE	CURRENT REV DESC:		
mm	8:1			
GENERAL TOLERANCES (UNLESS SPECIFIED)				
ANGULAR TOL	± 3.0°			
4 PLACES	± 0.2	EC NO: 720907		
3 PLACES	± 0.2	DRWN: RAJMOK	2022/09/21	
2 PLACES	± 0.2	CHK'D: YNUKANOBU	2022/09/22	
1 PLACE	± 0.25	APPR: YNAITO	2022/09/22	
0 PLACES	± 0.3	INITIAL REVISION:		
DRAFT WHERE APPLICABLE MUST REMAIN WITHIN DIMENSIONS				
THIRD ANGLE PROJECTION	DRAWING	SERIES	MATERIAL NUMBER	CUSTOMER
	A3-SIZE	505110	5051101000-SD	
			DOC TYPE	DOC PART
			PSD	000
			REVISION	B
				SHEET NUMBER
				2 OF 4

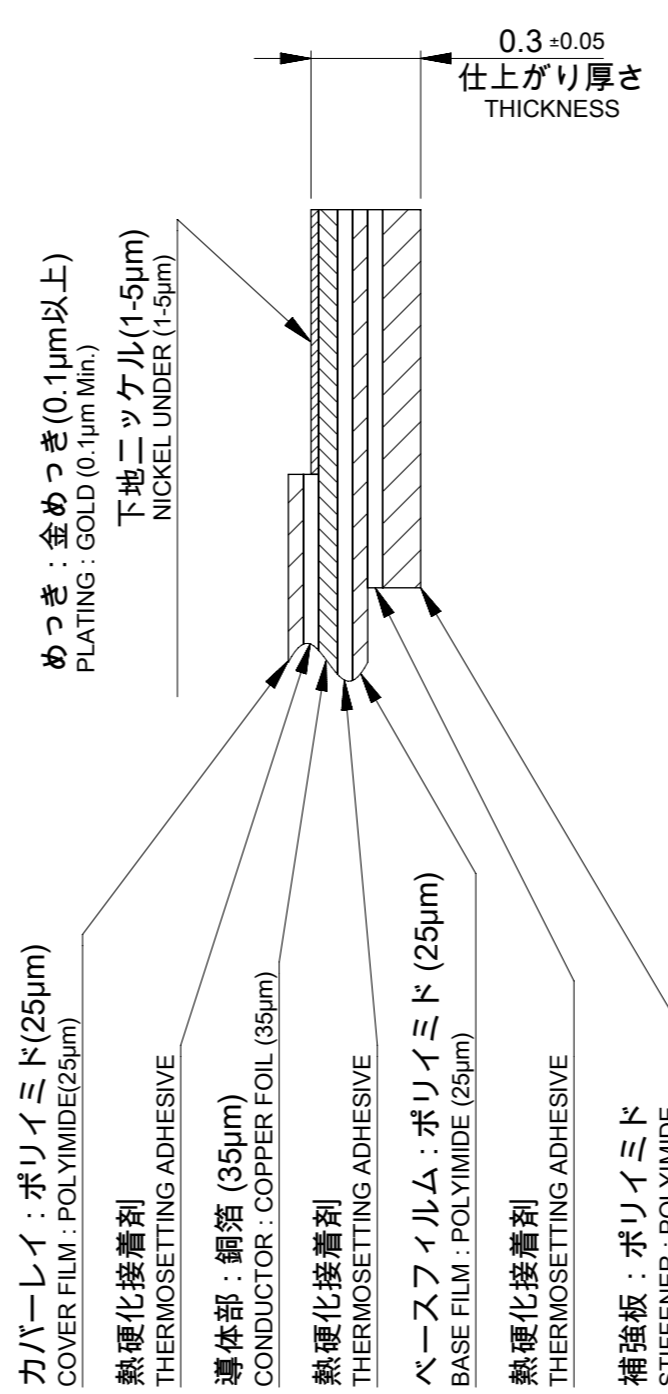
FORMAT: master-b-prod-A3  
REVISION: 11  
DATE: 2021/05/01



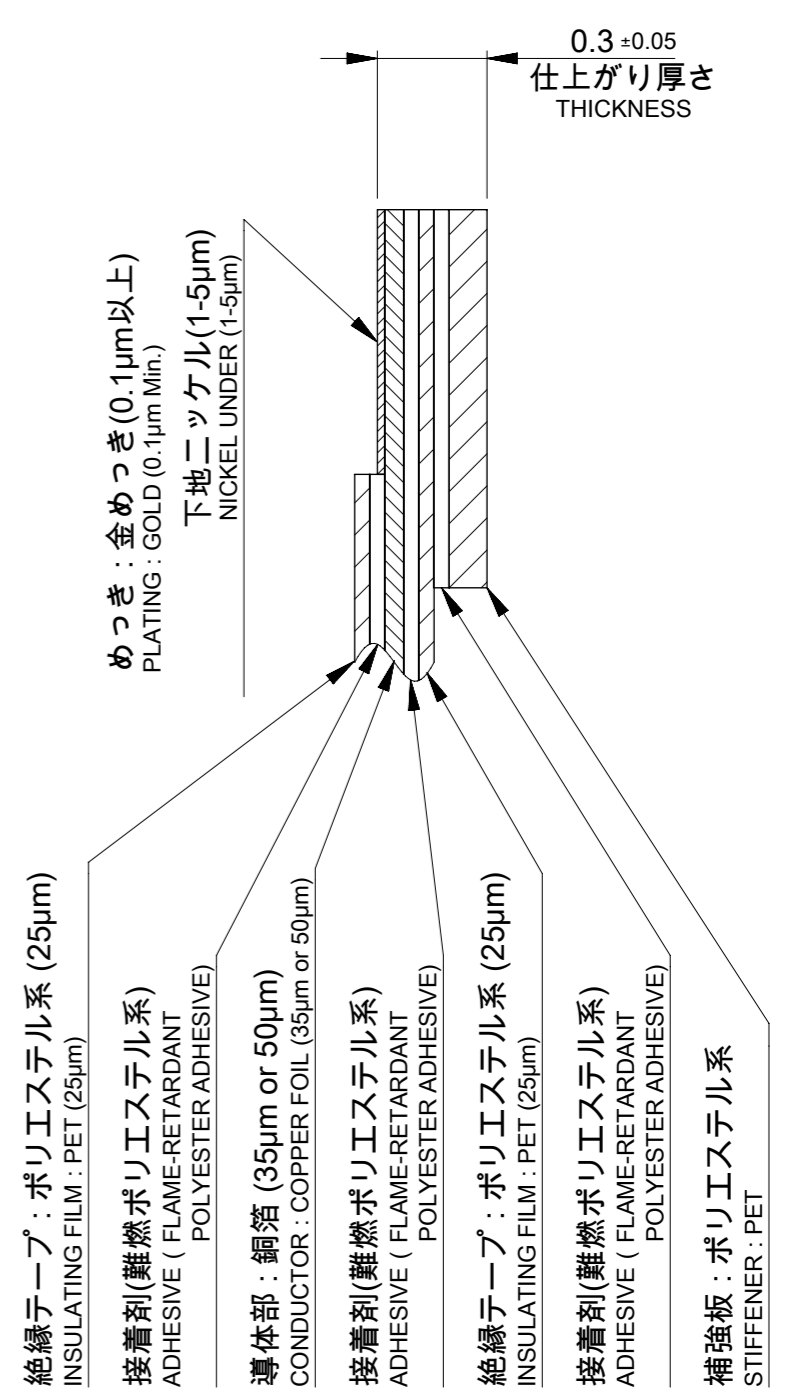
適合FPC/FFC推奨寸法  
 APPLICABLE FPC/FFC RECOMMENDED DIMENSION  
 ( ): FFCに適用  
 ( ): APPLY TO FFC



適合FPC/FFC推奨寸法  
 APPLICABLE FPC/FFC RECOMMENDED DIMENSION  
 ( ): FFCに適用  
 ( ): APPLY TO FFC



FPC構成推奨仕様  
 STRUCTURE OF FPC



FFC構成推奨仕様  
 STRUCTURE OF FFC

THIS DRAWING CONTAINS INFORMATION THAT IS PROPRIETARY TO MOLEX ELECTRONIC TECHNOLOGIES, LLC AND SHOULD NOT BE USED WITHOUT WRITTEN PERMISSION									
DIMENSION UNITS		SCALE		CURRENT REV DESC:					
mm		10:1		<p><b>molex</b></p> <p>0.5 FPC ZIF 2 CONT HSG ASSY</p> <p>PRODUCT CUSTOMER DRAWING</p> <p>DOCUMENT NUMBER: 5051101000-SD</p> <p>DOC TYPE: PSD</p> <p>DOC PART: 000</p> <p>REVISION: B</p> <p>SHEET NUMBER: 3 OF 4</p>					
GENERAL TOLERANCES (UNLESS SPECIFIED)									
ANGULAR TOL ± 3.0°									
4 PLACES		± 0.2							
3 PLACES		± 0.2							
2 PLACES		± 0.2							
1 PLACE		± 0.25							
0 PLACES		± 0.3							
DRAFT WHERE APPLICABLE MUST REMAIN WITHIN DIMENSIONS				THIRD ANGLE PROJECTION		DRAWING		SERIES	
		A3-SIZE		505110		MATERIAL NUMBER		CUSTOMER	



**FPC/FFCについて ABOUT FPC/FFC**

打ち抜き方向は導体側から補強板側を推奨します。  
 導体部については軟箔銅35µmまたは50µmを推奨します。  
 FFCに規定された定格温度がFFC単体前提である場合が御座います。  
 コネクタと組み合わせたの実使用において、接着層が劣化するなどの信頼性を満足できないケースを回避するため、  
 実機での評価/確認をお願いいたします。  
 RECOMMENDED PUNCHING DIRECTION : FROM CONDUCTOR SIDE TO STIFFENER SIDE  
 RECOMMENDED CONDUCTOR SPEC : SOFT COPPER FOIL  
 RECOMMENDED CONDUCTOR THICKNESS : 35 MICROMETER OR 50 MICROMETER  
 NOTE : WHEN ACTUALLY USING IT WITH CONNECTOR, PLEASE DO THE EVALUATION AND THE CONFIRMATION WITH AN ACTUAL EQUIPMENT TO EVADE THE CASE WHERE RELIABILITY CANNOT BE FILLED (THE ADHESIVE LINE OF FFC IS DETERIORATED ETC.)

**FPCについて ABOUT FPC**

補強フィルム材質はポリイミドを推奨します。ベースフィルムは25µmを推奨します。  
 接着剤は熱硬化接着剤を推奨します。  
 尚、接着剤の接点部への付着は導通不良の原因になりますので、染み出しが無い様お願い致します。  
 RECOMMENDED STIFFENER MATERIAL : POLYIMIDE  
 RECOMMENDED BASE FILM THICKNESS : 25 MICROMETER  
 RECOMMENDED ADHESIVE : THERMOSETTING ADHESIVE  
 NOTE : PLEASE PUT APPROPRIATE AMOUNT OF ADHESIVE ON ADHEREND BECAUSE THERE IS A POSSIBILITY THAT THE EXTRA ADHESIVE CAUSES THE DEFECT IN ELECTRICAL CONTINUITY.

**注記 NOTES**

1. 使用材料 MATERIAL  
 ハウジング : 液晶ポリマー ガラス充填、UL94V-0 (ベージュ)  
 HOUSING : LIQUID CRYSTAL POLYMER GLASS FILLED, UL94V-0 (BEIGE)  
 アクチュエータ : ポリアミド ガラス充填、UL94V-0 (黒)  
 ACTUATOR : POLYAMIDE GLASS FILLED, UL94V-0 (BLACK)  
 ターミナル : リン青銅 (t=0.15)  
 TERMINAL : PHOSPHOR BRONZE  
 金具 : リン青銅 (t=0.15)  
 FITTING NAIL : PHOSPHOR BRONZE
2. めっき仕様 PLATING  
 ターミナル TERMINAL  
 コントクト部 : 部分金めっき (0.05µm以上)  
 CONTACT AREA : SEPARATED GOLD PLATING (0.05µm MINIMUM)  
 テール部 : 部分金めっき  
 SOLDER TAIL AREA : SEPARATED GOLD PLATING  
 下地:ニッケルめっき (1.0µm以上)  
 UNDERPLATE : NICKEL OVERALL (1.0µm MINIMUM)  
 金具 FITTING NAIL  
 錫めっき (1.0µm以上)  
 TIN PLATING (1.0µm MINIMUM)  
 下地:ニッケルめっき (1.0µm以上)  
 UNDER PLATING : NICKEL PLATING (1.0µm MINIMUM)
3. エンボステープ梱包時は、アクチュエータが閉じた状態とする。  
 IN THE PACKAGE, ACTUATOR OF PART SHOULD BE CLOSED.
4. パターン剥離止め用金具  
 FITTING NAIL FOR PREVENTING PEELING OF P.W.B. PATTERN.
5. R0.3はFPC/FFC導体部にかからないこと。  
 R0.3 MUST NOT BE OVERLAPPED TO PATTERN OF FPC/FFC.
6. N : 極数 N : CIRCUIT
7. テールと金具を併せた平坦度は0.1mm以下とする。  
 TAILS AND NAILS COPLANALITY TO BE 0.1mm MAXIMUM.

THIS DRAWING CONTAINS INFORMATION THAT IS PROPRIETARY TO MOLEX ELECTRONIC TECHNOLOGIES, LLC AND SHOULD NOT BE USED WITHOUT WRITTEN PERMISSION													
DIMENSION UNITS		SCALE		CURRENT REV DESC:									
mm		15:1		<p>0.5 FPC ZIF 2 CONT HSG ASSY</p> <p>PRODUCT CUSTOMER DRAWING</p>									
GENERAL TOLERANCES (UNLESS SPECIFIED)													
ANGULAR TOL ± 3.0°													
4 PLACES ± 0.2		EC NO: 720907								DRWN: RAJMOK		2022/09/21	
3 PLACES ± 0.2		CHK'D: YNUKANOBU								APPR: YNAITO		2022/09/22	
2 PLACES ± 0.2		INITIAL REVISION:		DRWN: JASANUMA		2018/10/01		DOCUMENT NUMBER					
1 PLACE ± 0.25		APPR: RTAKEUCHI		2018/10/10		5051101000-SD		DOC TYPE DOC PART REVISION					
0 PLACES ± 0.3		DRAFT WHERE APPLICABLE MUST REMAIN WITHIN DIMENSIONS		THIRD ANGLE PROJECTION		DRAWING		SERIES					
				A3-SIZE		505110		MATERIAL NUMBER CUSTOMER SHEET NUMBER					
								4 OF 4					