

Ratings

Voltage: 600 V
 Temperature: -40~105 °C
 Flammability: FT2

Conductor

Conductor count: 7
 Gauge: 26 AWG 0.13 mm²
 Material: tinned copper strands
 Strand size: $\varnothing 0.08 \times 26$
 Resistance at 20 °C: 150 Ω /km max

Insulator

Material: mPPE
 Color: red, black, white, yellow, blue, green, orange
 Diameter: $\varnothing 1 \pm 0.10$ mm
 Average thickness: 0.25 mm
 Minimum thickness: 0.2 mm
 Resistance at 20 °C: 100 M Ω /km min

Shield

Type: foil
 Material: aluminum mylar
 Coverage: 100%

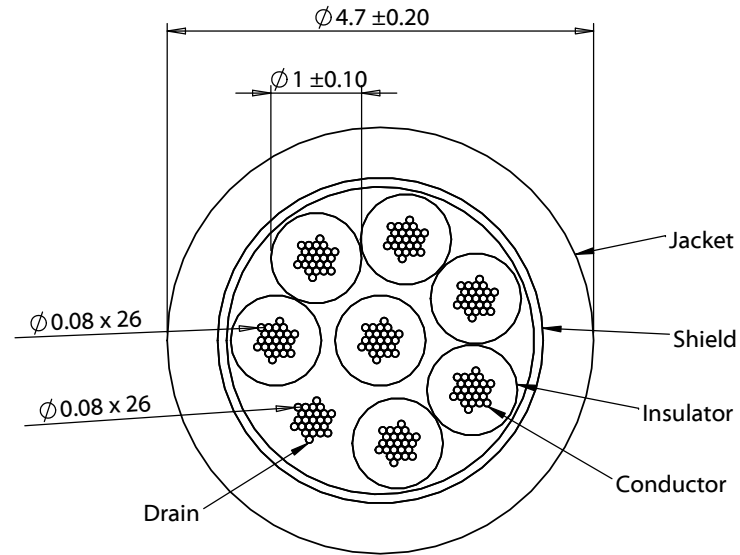

Outer jacket



Material: mPPE, 85A
 Color: black
 Diameter: $\varnothing 4.7 \pm 0.20$ mm
 Average thickness: 0.8 mm
 Minimum thickness: 0.56 mm

Wire marking: E339579 UL AWM STYLE 21509 26 AWG 105°C 600V --- cUL AWM I A 105°C 600V FT2 TENSILITY

Bend radius

Minimum: 6 times diameter (28.2 mm)



Revision:	Date:	Description:	Prepared:	Notes: RoHS compliant Phthalate and halogen free	<h1>TENSILITY</h1> <p>tel 1.541.323.3228 800 877.670.7118 fax 1.541.323.4202 web tensility.com</p>	
A	4/20/2020	Initial release	Verified:			
			Dimensions are in millimeters. Tolerances: X: ± 0.5 mm X.X: ± 0.3 mm X.XX: ± 0.05 mm	Description:	Size: Part number:	
				Wire, 7C TS, 26 AWG, 21509, 600V, 105C, 4.7 mm, shielded, FT2, mPPE	A 30-01490	
				Scale: 12:1	 	Sheet 1 of 1

5

4

3

2

1