


Data sheet | Item number: 2022-114/146-000

1-conductor female connector; Push-in CAGE CLAMP®; 4 mm<sup>2</sup>; Pin spacing 5.2 mm; 14-pole; Centered locking levers; Strain relief plate; 4,00 mm<sup>2</sup>; gray

[www.wago.com/2022-114/146-000](http://www.wago.com/2022-114/146-000)



## Data Notes

Safety information

According to EN 61984, pluggable connectors without current interrupting capacity must not be mated or unmated when live or under load.

Subject to changes. Please also observe the further product documentation!

WAGO GmbH & Co. KG  
Hansastr. 27  
32423 Minden  
Phone: +49571 887-0 | Fax: +49571 887-169  
Email: [info.de@wago.com](mailto:info.de@wago.com) | Web: [www.wago.com](http://www.wago.com)

Do you have any questions about our products?  
We are always happy to take your call at +49 (571) 887-44222.

## Electrical data

### Ratings per IEC/EN

|   |   |
|---|---|
| Ratings per   | IEC/EN 61984  |
| Nominal voltage (III/3)                                   | 690 V   |
| Rated impulse voltage (III/3)                             | 6 kV  |
| Rated current   | 24 A  |
| Current at conductor cross-section (max.) mm <sup>2</sup> | 32 A  |
| Legend (ratings)  | (III / 3) ≙ Overvoltage category III / Pollution degree 3 |

### Ratings per UL 1059

|                                |         |
|--------------------------------|---------|
| Approvals per                  | UL 1059 |
| Rated voltage UL (Use Group B) | 600 V   |
| Rated current UL (Use Group B) | 20 A    |
| Rated voltage UL (Use Group C) | 600 V   |
| Rated current UL (Use Group C) | 20 A    |

### Ratings per CSA

|                                 |                 |
|---------------------------------|-----------------|
| Approvals per                   | CSA 22.2 No 158 |
| Rated voltage CSA (Use Group C) | 600 V           |
| Rated current CSA (Use Group C) | 20 A            |

## Connection data

|                            |    |
|----------------------------|----|
| Connection points          | 14 |
| Total number of potentials | 14 |

### Connection 1

|   |  |
|---|--|
| Connection technology                           | Push-in CAGE CLAMP®                          |
| Actuation type                                  | Operating tool                               |
| Connectable conductor materials                 | Copper                                       |
| Nominal cross-section                           | 2.5 mm <sup>2</sup>                          |
| Solid conductor                                 | 0.25 ... 4 mm <sup>2</sup> / 22 ... 12 AWG   |
| Solid conductor; push-in termination            | 0.75 ... 4 mm <sup>2</sup> / 18 ... 12 AWG   |
| Fine-stranded conductor                         | 0.25 ... 4 mm <sup>2</sup> / 22 ... 12 AWG   |
| Fine-stranded conductor; with insulated ferrule | 0.25 ... 2.5 mm <sup>2</sup> / 22 ... 14 AWG |

Subject to changes. Please also observe the further product documentation!



|  |   |
|--|---|
| Fine-stranded conductor; with ferrule; push-in termination | 1 ... 2.5 mm <sup>2</sup> / 18 ... 14 AWG   |
| Note (conductor cross-section)                             | Depending on the conductor characteristic, a conductor with a smaller cross-section can also be inserted via push-in termination. |
| Strip length   | 10 ... 12 mm / 0.39 ... 0.47 inches   |
| Pole number  | 14  |
| Wiring direction   | Front-entry wiring  |

### Physical data

|              |                        |
|--------------|------------------------|
| Width        | 72.8 mm / 2.866 inches |
| Height       | 74 mm / 2.913 inches   |
| Depth        | 27.2 mm / 1.071 inches |
| Module width | 5.2 mm / 0.205 inches  |

### Mechanical Data

|                          |              |
|--------------------------|--------------|
| Variable coding          | Yes          |
| Marking level            | Side marking |
| Anti-rotation protection | Yes          |

### Plug-in connection

|                                      |                         |
|--------------------------------------|-------------------------|
| Contact type (pluggable connector)   | Female connector/socket |
| Connector (connection type)          | for conductor           |
| Mismating protection                 | No                      |
| Plugging without loss of pin spacing | Yes                     |
| Locking of plug-in connection        | Locking lever           |
| Strain relief                        | Strain relief plate     |

### Material Data

|                             |  |
|-----------------------------|--|
| Note (material data)        | Information on material specifications can be found here |
| Color                       | gray   |
| Material group              | I  |
| Insulation material         | Polyamide (PA66)   |
| Flammability class per UL94 | V0   |
| Fire load                   | 0.931 MJ   |
| Weight                      | 50.5 g   |

Subject to changes. Please also observe the further product documentation!

## Environmental requirements

|                                  |                 |
|----------------------------------|-----------------|
| Processing temperature           | -35 ... +85 °C  |
| Continuous operating temperature | -60 ... +105 °C |

## Commercial data


|                       |                   |
|-----------------------|-------------------|
| Product Group         | 18 (X-COM-System) |
| eCl@ss 10.0           | 27-14-11-06       |
| eCl@ss 9.0            | 27-14-11-06       |
| ETIM 8.0              | EC001284          |
| ETIM 7.0              | EC001284          |
| PU (SPU)              | 15 pcs            |
| Packaging type        | Box               |
| Country of origin     | DE                |
| GTIN                  | 4050821090816     |
| Customs tariff number | 85366990990       |

## Environmental Product Compliance

|                        |                         |
|------------------------|-------------------------|
| RoHS Compliance Status | Compliant, No Exemption |
|------------------------|-------------------------|

## Approvals / Certificates

### General approvals

| Logo   | Approval                        | Additional Approval Text | Certificate name |
|--|---------------------------------|--------------------------|------------------|
|  | CSA<br>DEKRA Certification B.V. | C22.2 No. 158            | 2437422          |

## Optional accessories

### Protective warning marker

|       |
|-------|
| Cover |
|-------|



Item no.: 2002-115

Protective warning marker; for 5 terminal blocks; with high-voltage symbol, black; yellow

[www.wago.com/2002-115](http://www.wago.com/2002-115)

### Ferrule

|         |
|---------|
| Ferrule |
|---------|

Subject to changes. Please also observe the further product documentation!

WAGO GmbH &amp; Co. KG

Hansastr. 27

32423 Minden

Phone: +49571 887-0 | Fax: +49571 887-169

Email: [info.de@wago.com](mailto:info.de@wago.com) | Web: [www.wago.com](http://www.wago.com)

Do you have any questions about our products?

We are always happy to take your call at +49 (571) 887-44222.

|   |  |  |
|---|--|--|
|    | <b>Item no.: 216-241</b><br>Ferrule; Sleeve for 0.5 mm <sup>2</sup> / 20 AWG; insulated; electro-tin plated; electrolytic copper; gastight crimped; acc. to DIN 46228, Part 4/09.90; white | <a href="http://www.wago.com/216-241">www.wago.com/216-241</a> |
|    | <b>Item no.: 216-242</b><br>Ferrule; Sleeve for 0.75 mm <sup>2</sup> / 18 AWG; insulated; electro-tin plated; electrolytic copper; gastight crimped; acc. to DIN 46228, Part 4/09.90; gray | <a href="http://www.wago.com/216-242">www.wago.com/216-242</a> |
|    | <b>Item no.: 216-243</b><br>Ferrule; Sleeve for 1 mm <sup>2</sup> / AWG 18; insulated; electro-tin plated; electrolytic copper; gastight crimped; acc. to DIN 46228, Part 4/09.90; red     | <a href="http://www.wago.com/216-243">www.wago.com/216-243</a> |
|    | <b>Item no.: 216-244</b><br>Ferrule; Sleeve for 1.5 mm <sup>2</sup> / AWG 16; insulated; electro-tin plated; electrolytic copper; gastight crimped; acc. to DIN 46228, Part 4/09.90; black | <a href="http://www.wago.com/216-244">www.wago.com/216-244</a> |
|    | <b>Item no.: 216-263</b><br>Ferrule; Sleeve for 1 mm <sup>2</sup> / AWG 18; insulated; electro-tin plated; electrolytic copper; gastight crimped; acc. to DIN 46228, Part 4/09.90; red     | <a href="http://www.wago.com/216-263">www.wago.com/216-263</a> |
|    | <b>Item no.: 216-246</b><br>Ferrule; Sleeve for 2.5 mm <sup>2</sup> / AWG 14; insulated; electro-tin plated; electrolytic copper; gastight crimped; acc. to DIN 46228, Part 4/09.90; blue  | <a href="http://www.wago.com/216-246">www.wago.com/216-246</a> |
|    | <b>Item no.: 216-266</b><br>Ferrule; Sleeve for 2.5 mm <sup>2</sup> / AWG 14; insulated; electro-tin plated; electrolytic copper; gastight crimped; acc. to DIN 46228, Part 4/09.90; blue  | <a href="http://www.wago.com/216-266">www.wago.com/216-266</a> |
|    | <b>Item no.: 216-264</b><br>Ferrule; Sleeve for 1.5 mm <sup>2</sup> / AWG 16; insulated; electro-tin plated; electrolytic copper; gastight crimped; acc. to DIN 46228, Part 4/09.90; black | <a href="http://www.wago.com/216-264">www.wago.com/216-264</a> |
|   | <b>Item no.: 216-284</b><br>Ferrule; Sleeve for 1.5 mm <sup>2</sup> / AWG 16; insulated; electro-tin plated; electrolytic copper; gastight crimped; acc. to DIN 46228, Part 4/09.90; black | <a href="http://www.wago.com/216-284">www.wago.com/216-284</a> |
|  | <b>Item no.: 216-286</b><br>Ferrule; Sleeve for 2.5 mm <sup>2</sup> / AWG 14; insulated; electro-tin plated; electrolytic copper; gastight crimped; acc. to DIN 46228, Part 4/09.90; blue  | <a href="http://www.wago.com/216-286">www.wago.com/216-286</a> |
|  | <b>Item no.: 216-262</b><br>Ferrule; Sleeve for 0.75 mm <sup>2</sup> / 18 AWG; insulated; electro-tin plated; electrolytic copper; gastight crimped; acc. to DIN 46228, Part 4/09.90; gray | <a href="http://www.wago.com/216-262">www.wago.com/216-262</a> |

**Tool**

Operating tool



**Item no.: 210-720**  
Operating tool; Blade: 3.5 x 0.5 mm; with a partially insulated shaft; multicoloured

[www.wago.com/210-720](http://www.wago.com/210-720)

**Insulation stop**

Insulation stop



**Item no.: 2002-171**  
Insulation stop; 0.25 - 0.5 mm<sup>2</sup>; 5 pieces/strip; light gray

[www.wago.com/2002-171](http://www.wago.com/2002-171)

Subject to changes. Please also observe the further product documentation!



**Item no.: 2002-172**  
Insulation stop; 0.75 - 1 mm<sup>2</sup>; 5 pieces/strip; dark gray

**Marking accessories**

Marking strip



**Item no.: 2009-110**  
Marking strips; for Smart Printer; on reel; not stretchable; plain; snap-on type; white

[www.wago.com/2009-110](http://www.wago.com/2009-110)



**Item no.: 210-831**  
Marking strips; on reel; 2.3 mm wide; plain; Self-adhesive; white

[www.wago.com/210-831](http://www.wago.com/210-831)



**Item no.: 210-833**  
Marking strips; 25 m on roll; 6 mm wide; plain; Self-adhesive; white

[www.wago.com/210-833](http://www.wago.com/210-833)



**Item no.: 210-834**  
Marking strips; on reel; 5 mm wide; plain; Self-adhesive; white

[www.wago.com/210-834](http://www.wago.com/210-834)



**Item no.: 210-832**  
Marking strips; on reel; 3 mm wide; plain; Self-adhesive; white

[www.wago.com/210-832](http://www.wago.com/210-832)

Label



**Item no.: 210-805**  
Labels; for Smart Printer; permanent adhesive; 6 x 15 mm; white

[www.wago.com/210-805](http://www.wago.com/210-805)



**Item no.: 210-805/000-002**  
Labels; for Smart Printer; permanent adhesive; 6 x 15 mm; yellow

[www.wago.com/210-805/000-002](http://www.wago.com/210-805/000-002)

Marker



**Item no.: 2009-115**  
WMB-Inline; for Smart Printer; 1500 pieces on roll; stretchable 5 - 5.2 mm; plain; snap-on type; white

[www.wago.com/2009-115](http://www.wago.com/2009-115)



**Item no.: 793-5501**  
WMB marking card; as card; for terminal block width 5 - 17.5 mm; stretchable 5 - 5.2 mm; plain; snap-on type; white

[www.wago.com/793-5501](http://www.wago.com/793-5501)

**Downloads**

**Documentation**

**Bid Text**

|                                 |             |               |          |
|---------------------------------|-------------|---------------|----------|
| 2022-114/146-000<br>X81 - Datei | 2019 May 17 | xml<br>4.3 kB | Download |
| 2022-114/146-000                | 2019 May 14 | docx          | Download |

Subject to changes. Please also observe the further product documentation!

WAGO GmbH & Co. KG  
Hansastr. 27  
32423 Minden  
Phone: +49571 887-0 | Fax: +49571 887-169  
Email: [info.de@wago.com](mailto:info.de@wago.com) | Web: [www.wago.com](http://www.wago.com)

Do you have any questions about our products?  
We are always happy to take your call at +49 (571) 887-44222.



docx - Datei

15.7 kB

### Additional Information

|                        |        |          |
|------------------------|--------|----------|
| Technical Section      | pdf    | Download |
| Technical explanations | 2.2 MB |          |

### CAD/CAE-Data

#### CAD data

|                               |     |          |
|-------------------------------|-----|----------|
| 2D/3D Models 2022-114/146-000 | URL | Download |
|-------------------------------|-----|----------|

#### CAE data

|                                    |     |          |
|------------------------------------|-----|----------|
| EPLAN Data Portal 2022-114/146-000 | URL | Download |
|------------------------------------|-----|----------|

|                                 |     |          |
|---------------------------------|-----|----------|
| WSCAD Universe 2022-114/146-000 | URL | Download |
|---------------------------------|-----|----------|

|                                 |     |          |
|---------------------------------|-----|----------|
| WSCAD Universe 2022-114/146-000 | URL | Download |
|---------------------------------|-----|----------|

|                               |     |          |
|-------------------------------|-----|----------|
| ZUKEN Portal 2022-114/146-000 | URL | Download |
|-------------------------------|-----|----------|

|                                    |     |          |
|------------------------------------|-----|----------|
| EPLAN Data Portal 2022-114/146-000 | URL | Download |
|------------------------------------|-----|----------|

### Environmental Product Compliance

#### Compliance Search

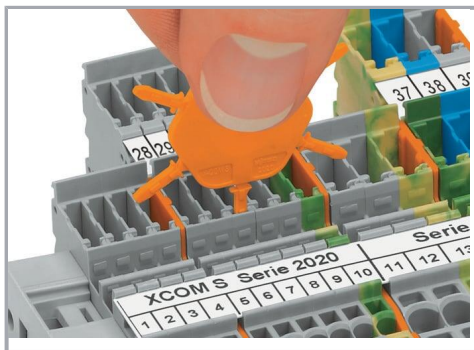
|   |     |          |
|---|-----|----------|
| Environmental Product Compliance 2022-114/146-000 | URL | Download |
|---|-----|----------|

1-conductor female connector; Push-in CAGE CLAMP®; 4 mm²; Pin spacing 5.2 mm;  
14-pole; Centered locking levers; Strain relief plate; 4,00 mm²; gray

### Installation Notes

#### Coding

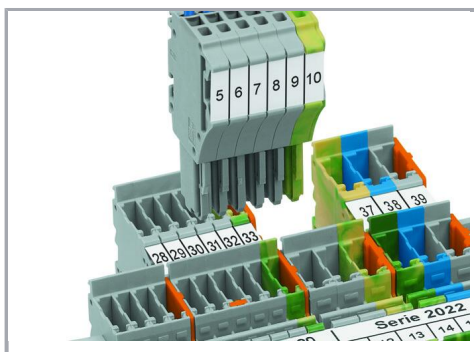
Subject to changes. Please also observe the further product documentation!



Insert coding pin into the corresponding slot and twist it off.



Coding a female plug: remove coding finger using a suitable tool.



Insert coded female plug into X-COM®S-SYSTEM terminal block assembly.

## Product family

### X-COM S

[Show all products from the family](#)

Subject to changes. Please also observe the further product documentation!