

PACKAGING SPECIFICATION FOR
DIN VALVE SERIES
C18

1.0 SCOPE 2

2.0 PURPOSE 2

3.0 GENERAL PACKAGING INFORMATION 2

4.0 PACKAGING OF DIN VALVE OPTIONS 3

4.1 OPTION 1 - SINGLE PACKAGED: UN-MOUNTED: 3

4.2 OPTION 2 - SINGLE PACKAGED: MOUNTED: 4

4.3 OPTION 3 - BULK PACKAGED: FULLY MOUNTED: 6

4.4 OPTION 4 - BULK PACKAGED: UN-MOUNTED: 7

4.5 OPTION 5 - BULK PACKAGED: MOUNTED: 7

5.0 CARTON DIMENSIONS 11

6.0 LABELLING 12

7.0 SHIPPING PALLETS 13

THIS DOCUMENT CONTAINS INFORMATION THAT IS PROPRIETARY TO MOLEX ELECTRONIC TECHNOLOGIES, LLC AND SHOULD NOT BE USED WITHOUT WRITTEN PERMISSION

REVISION DESCRIPTION	REMOVED OBSOLETE PART NUMBER AS PER PCN#509989.			PACKAGING SPECIFICATION FOR DIN VALVE SERIES C18			
CHANGE NO.	749343						
REVISED BY	APAWLAK01	DATE	2023/05/09	DOC TYPE	DOC TYPE DESCRIPTION	DOC PART	SERIES
REV APPR BY	RSILLER	DATE	2023/05/12	PS	PRODUCT SPECIFICATION WORD	001	121023
INITIAL RELEASE				CUSTOMER	DOCUMENT NUMBER	REVISION	SHEET
INITIAL DRWN	SWARD_WEU	DATE	2010/01/29	GENERAL MARKET	PK-121023-C18	U8	1 OF 17
INITIAL APPR	EFOLAN	DATE	2010/04/15				

1.0 SCOPE

This specification specifies the general requirements to describe the packaging procedure for the DIN Valve series C18.

2.0 PURPOSE

The purpose of this specification is to assure that all DIN Valve options shipped from Molex arrive damage free and in a manner which allows ease of handling, storage and distribution.

3.0 GENERAL PACKAGING INFORMATION

The recommended carton closure is tape.
 The carton weight should not exceed 15kg.
 Excess volume in the carton should be filled with suitable carton filler material.
 The pallet weight should not exceed 450kg.
 The pallet height should not exceed 1.1m.

THIS DOCUMENT CONTAINS INFORMATION THAT IS PROPRIETARY TO MOLEX ELECTRONIC TECHNOLOGIES, LLC AND SHOULD NOT BE USED WITHOUT WRITTEN PERMISSION

REVISION DESCRIPTION	REMOVED OBSOLETE PART NUMBER AS PER PCN#509989.			PACKAGING SPECIFICATION FOR DIN VALVE SERIES C18			
CHANGE NO.	749343						
REVISED BY	APAWLAK01	DATE	2023/05/09	DOC TYPE	DOC TYPE DESCRIPTION	DOC PART	SERIES
REV APPR BY	RSILLER	DATE	2023/05/12	PS	PRODUCT SPECIFICATION WORD	001	121023
INITIAL RELEASE				CUSTOMER	DOCUMENT NUMBER	REVISION	SHEET
INITIAL DRWN	SWARD_WEU	DATE	2010/01/29	GENERAL MARKET	PK-121023-C18	U8	2 OF 17
INITIAL APPR	EFOLAN	DATE	2010/04/15				

4.0 PACKAGING OF DIN VALVE OPTIONS

4.1 OPTION 1 - SINGLE PACKAGED: UN-MOUNTED:

The single packaged kit consists of an Insert Assembly and Cover Assembly with a gasket and a screw where applicable.

Kits are placed in a bag 1211160571.



Figure 1 - Example of a Single Packaged Un-mounted Connector

PART No.	mPm P/N	SPQ	BOX P/N	NOTES
1210240107	C18209G210155	500	1211160005	mPm Logo
1210240128	C18209N210155	500	1211160005	mPm Logo

Table 1, Finished parts, single packed un-mounted

THIS DOCUMENT CONTAINS INFORMATION THAT IS PROPRIETARY TO MOLEX ELECTRONIC TECHNOLOGIES, LLC AND SHOULD NOT BE USED WITHOUT WRITTEN PERMISSION

REVISION DESCRIPTION		REMOVED OBSOLETE PART NUMBER AS PER PCN#509989.		PACKAGING SPECIFICATION FOR DIN VALVE SERIES C18			
CHANGE NO.		749343					
REVISED BY	APAWLAK01	DATE	2023/05/09	DOC TYPE	DOC TYPE DESCRIPTION	DOC PART	SERIES
REV APPR BY	RSILLER	DATE	2023/05/12	PS	PRODUCT SPECIFICATION WORD	001	121023
INITIAL RELEASE				CUSTOMER	DOCUMENT NUMBER	REVISION	SHEET
INITIAL DRWN	SWARD_WEU	DATE	2010/01/29	GENERAL MARKET	PK-121023-C18	U8	3 OF 17
INITIAL APPR	EFOLAN	DATE	2010/04/15				

4.2 OPTION 2 - SINGLE PACKAGED: MOUNTED:

The mounted connector consists of the Insert Assembly and Cover Assembly mounted together with the gasket pushed home where applicable and the screw inserted.

Components are placed in a bag 1211160571.

This constitutes a single packed part



Figure 2 - Example of a Single Packaged Mounted Connector in a bag

PART No.	mPm P/N	SPQ	INNER BOX	OUTER BOX	MOQ	NOTES
1210230342	C18309N210241	500	1211160004	---		mPm Logo
1210240193	C18211N210041	10	1211160007	1211160039	250 **	Castel & additional grommet 0350-38, 10 parts small box 24 boxes big box
1210240398	C18209N212839	50	1211160002	---		mPm Logo
1210240498	C18211N210391	50	1211160002	---		mPm Logo
1210240224	C18309N2114	500	1211160005	---		mPm Logo
1210240420	C18209N211611	50	1211160002	---		mPm Logo
1210240190	C18211N211846	50	1211160002	---		special label
1210240183	C18211G2100	500	1211160005	---		mPm Logo
1210240156	C18209N2214	500	1211160005	---		mPm Logo
1210240139	C18209N2114	50	1211160002	---		mPm Logo
1210240135	C18209N211040	500	1211160005	---		mPm Logo
1210240119	C18209N210012	500	1211160005	---		mPm Logo
1210240116	C18209N211846	50	1211160002	---		special label
1210240105	C18209G210041	10	1211160007	1211160039	250**	Castel & additional

THIS DOCUMENT CONTAINS INFORMATION THAT IS PROPRIETARY TO MOLEX ELECTRONIC TECHNOLOGIES, LLC AND SHOULD NOT BE USED WITHOUT WRITTEN PERMISSION

REVISION DESCRIPTION	REMOVED OBSOLETE PART NUMBER AS PER PCN#509989.			PACKAGING SPECIFICATION FOR DIN VALVE SERIES C18			
CHANGE NO.	749343						
REVISED BY	APAWLAK01	DATE	2023/05/09	DOC TYPE	DOC TYPE DESCRIPTION	DOC PART	SERIES
REV APPR BY	RSILLER	DATE	2023/05/12	PS	PRODUCT SPECIFICATION WORD	001	121023
INITIAL RELEASE				CUSTOMER	DOCUMENT NUMBER	REVISION	SHEET
INITIAL DRWN	SWARD_WEU	DATE	2010/01/29	GENERAL MARKET	PK-121023-C18	U8	4 OF 17
INITIAL APPR	EFOLAN	DATE	2010/04/15				

						Castel & additional grommet 0350-38, 10 parts small box 24 boxes big box
1210240104	C18209G210012	500	1211160005	---		mPm Logo
1210230854	C18309W2PSA	500	1211160005	---		mPm Logo
<p>* For quantities of 200, and multiples thereof, 25 bags are placed in a big bag and 8 bags are placed in the box (1211160036).</p>						
<p>** For quantities of 250, and multiples thereof, 25 small boxes (1211160007) are placed into 1 Outer Box (1211160039).</p>						

Table 2, Finished parts, single packed mounted.

THIS DOCUMENT CONTAINS INFORMATION THAT IS PROPRIETARY TO MOLEX ELECTRONIC TECHNOLOGIES, LLC AND SHOULD NOT BE USED WITHOUT WRITTEN PERMISSION

REVISION DESCRIPTION		REMOVED OBSOLETE PART NUMBER AS PER PCN#509989.		PACKAGING SPECIFICATION FOR DIN VALVE SERIES C18			
CHANGE NO.		749343					
REVISED BY	APAWLAK01	DATE	2023/05/09	DOC TYPE	DOC TYPE DESCRIPTION	DOC PART	SERIES
REV APPR BY	RSILLER	DATE	2023/05/12	PS	PRODUCT SPECIFICATION WORD	001	121023
INITIAL RELEASE				CUSTOMER	DOCUMENT NUMBER	REVISION	SHEET
INITIAL DRWN	SWARD_WEU	DATE	2010/01/29	GENERAL MARKET	PK-121023-C18	U8	5 OF 17
INITIAL APPR	EFOLAN	DATE	2010/04/15				

4.3 OPTION 3 - BULK PACKAGED: FULLY MOUNTED:

The bulk pack fully mounted connector kit consists of Insert Assemblies and Cover Assemblies mounted together and placed in a carton for shipping; reference Table 3 below for carton part numbers.

Where applicable (refer to the Bill of Material), a bag of screws and a bag of gaskets are included.

Components must not be mixed in bags.

This constitutes a kit of mounted connectors.



Figure 3 - Example of bulk pack mounted connectors

PART No.	mPm P/N	SPQ	BOX P/N
1210240124	C18209N210077	100	1211160003
1210230678	C183M0N31AF	100	1211160003
1210240106	C18209G210077	100	1211160003
1210230649	C18309N210077	100	1211160003
1210240194	C18211N210077	100	1211160003
1210240185	C18211G2123	100	1211160003
1210240629	C18211G210077	100	1211160003
1210230848*	C18309W2ISA	100	1211160003
1210230849*	C18309N2I	100	1211160003
1210230855	C183M0W31AFSA	100	1211160003
*screw assembled, without gasket			

Table 3, Fully Mounted, bulk packed final part numbers.

THIS DOCUMENT CONTAINS INFORMATION THAT IS PROPRIETARY TO MOLEX ELECTRONIC TECHNOLOGIES, LLC AND SHOULD NOT BE USED WITHOUT WRITTEN PERMISSION

REVISION DESCRIPTION		REMOVED OBSOLETE PART NUMBER AS PER PCN#509989.		PACKAGING SPECIFICATION FOR DIN VALVE SERIES C18			
CHANGE NO.		749343					
REVISED BY	APAWLAK01	DATE	2023/05/09	DOC TYPE	DOC TYPE DESCRIPTION	DOC PART	SERIES
REV APPR BY	RSILLER	DATE	2023/05/12	PS	PRODUCT SPECIFICATION WORD	001	121023
INITIAL RELEASE				CUSTOMER		DOCUMENT NUMBER	
INITIAL DRWN	SWARD_WEU	DATE	2010/01/29	GENERAL MARKET		PK-121023-C18	U8
INITIAL APPR	EFOLAN	DATE	2010/04/15				
						REVISION	SHEET
							6 OF 17

4.4 OPTION 4 - BULK PACKAGED: UN-MOUNTED:

PART No.	mPm P/N	SPQ	BOX P/N
1210240215	C18211W012950	1000	1211160044
1210230728	C18209N21BS	500	1211160004

Table 4, Un-Mounted, bulk packed final part numbers.

4.5 OPTION 5 - BULK PACKAGED: MOUNTED:

PART No.	mPm P/N	SPQ	INNER BOX	OUTER BOX	NOTES
1210230281	C18211N22AF	100	1211160003	---	screw mounted
1210230414	C18313N21	100	1211160003	---	cover only
1210230238	C18209N21	100	1211160003	---	mPm Logo
1210230662	C182M0N21	100	1211160003	---	mPm Logo
1210240755	C18309N2R19	100	1211160003	---	mPm Logo
1210230821	C18311W2GSA	100	1211160003	---	mPm Logo
1210230806	C18309W2PSA	100	1211160003	---	mPm Logo
1210230341	C18309N21	100	1211160003	---	mPm Logo
1210230331	C18241N21	100	1211160003	---	mPm Logo
1210230645	C183M6N21	100	1211160003	---	mPm Logo
1210230400	C18312N21	100	1211160003	---	mPm Logo
1210230660	C183M0N21	100	1211160003	---	mPm Logo
1210230377	C18311N21	100	1211160003	---	mPm Logo
1210230373	C18311G22	100	1211160003	---	mPm Logo
1210230378	C18311N22	100	1211160003	---	mPm Logo
1210230674	C18209W21SA	100	1211160003	---	mPm Logo
1210230665	C18313W21SA	100	1211160003	---	cover only
1210230278	C18211N21	100	1211160003	---	mPm Logo
1210240962	C18211N21-VITSA	100	1211160003	-	mPm Logo
1210230422	C18339N2C	100	1211160003	---	mPm Logo
1210230741	C183M0N2G	100	1211160003	---	mPm Logo
1210230833	C18211G2A	100	1211160003	---	mPm Logo
1210230319	C18213N21	100	1211160003	---	cover only
1210230343	C18309N211292	100	1211160003	---	mPm Logo
1210240108	C18209G210Y12	500	1211160004	---	10 parts in a bag 50 bags in a box
1210240136	C18209N21-1063	100	1211160003	---	mPm Logo
1210240144	C18209N212729	500	1211160004	---	10 parts in a bag 50 bags in a box
1210240167	C18209N299V	100	1211160003	---	mPm Logo
1210230739	C18311W21SA	100	1211160003	---	mPm Logo
1210230305	C18212N21	100	1211160003	---	mPm Logo
1210230718	C182M6G21	100	1211160003	---	mPm Logo
1210230677	C182M6N21	100	1211160003	---	mPm Logo
1210240176	C18209W216100	100	1211160003	---	mPm Logo

THIS DOCUMENT CONTAINS INFORMATION THAT IS PROPRIETARY TO MOLEX ELECTRONIC TECHNOLOGIES, LLC AND SHOULD NOT BE USED WITHOUT WRITTEN PERMISSION

REVISION DESCRIPTION	REMOVED OBSOLETE PART NUMBER AS PER PCN#509989.			PACKAGING SPECIFICATION FOR DIN VALVE SERIES C18			
CHANGE NO.	749343						
REVISED BY	APAWLAK01	DATE	2023/05/09	DOC TYPE	DOC TYPE DESCRIPTION	DOC PART	SERIES
REV APPR BY	RSILLER	DATE	2023/05/12	PS	PRODUCT SPECIFICATION WORD	001	121023
INITIAL RELEASE				CUSTOMER		DOCUMENT NUMBER	
INITIAL DRWN	SWARD_WEU	DATE	2010/01/29	GENERAL MARKET		PK-121023-C18	U8
INITIAL APPR	EFOLAN	DATE	2010/04/15				
							7 OF 17

PART No.	mPm P/N	SPQ	INNER BOX	OUTER BOX	NOTES
1210230336	C18309G21	100	1211160003	---	mPm Logo
1210230249	C18209N2A	100	1211160003	---	mPm Logo
1210230251	C18209N31	100	1211160003	---	mPm Logo
1210230252	C18209N61	100	1211160003	---	mPm Logo
1210230231	C18209G22	100	1211160003	---	mPm Logo
1210230271	C18211G21	100	1211160003	---	mPm Logo
1210230810	C18213W21SA	100	1211160003	---	cover only
1210230379	C18311N31	100	1211160003	---	mPm Logo
1210230731	C18312N21P7	100	1211160003	---	mPm Logo
1210230229	C18209G21	100	1211160003	---	mPm Logo
1210230352	C18309N2G	100	1211160003	---	mPm Logo
1210230815	C18209W22SA	100	1211160003	---	mPm Logo
1210230799	C183M6W21SA	100	1211160003	---	mPm Logo
1210230801	C183M6N22AF	100	1211160003	---	screw inserted
1210230696	C183M6N21AF	100	1211160003	---	screw inserted
1210230656	C183M6G21	100	1211160003	---	mPm Logo
1210230421	C18339N23	100	1211160003	---	mPm Logo
1210230415	C18313N22	100	1211160003	---	mPm Logo
1210230780	C18312N23	100	1211160003	---	mPm Logo
1210230401	C18312N22	100	1211160003	---	mPm Logo
1210230763	C18311W2G	100	1211160003	---	mPm Logo
1210230388	C18311W21	100	1211160003	---	mPm Logo
1210240904	C18311T220217	100	1211160003	---	mPm Logo
1210230384	C18311T21	100	1211160003	---	mPm Logo
1210240272	C18311N626237	1000	1211160044	---	2 bags of 500 screw mounted
1210240271	C18311N614S	100	1211160003	---	special grommet
1210230382	C18311N61	100	1211160003	---	mPm Logo
1210240270	C18311N306233	100	1211160003	---	screw inserted no gasket
1210240268	C18311N2G	100	1211160003	---	mPm Logo
1210240378	C18311N210H	100	1211160003	---	stainless steel screw
1210240883	C18311N210217	100	1211160003	---	mPm Logo
1210240253	C18311G906233	100	1211160003	---	screw inserted no gasket
1210230374	C18311G61	100	1211160003	---	mPm Logo
1210230372	C18311G21	100	1211160003	---	mPm Logo
1210230798	C18309W2TSA	100	1211160003	---	mPm Logo
1210230829	C18309W24SA	100	1211160003	---	mPm Logo
1210230827	C18309W23SA	100	1211160003	---	mPm Logo
1210230367	C18309W23	100	1211160003	---	mPm Logo
1210230657	C18309W21SA	100	1211160003	---	mPm Logo

THIS DOCUMENT CONTAINS INFORMATION THAT IS PROPRIETARY TO MOLEX ELECTRONIC TECHNOLOGIES, LLC AND SHOULD NOT BE USED WITHOUT WRITTEN PERMISSION

REVISION DESCRIPTION	REMOVED OBSOLETE PART NUMBER AS PER PCN#509989.			PACKAGING SPECIFICATION FOR DIN VALVE SERIES C18			
CHANGE NO.	749343						
REVISED BY	APAWLAK01	DATE	2023/05/09	DOC TYPE	DOC TYPE DESCRIPTION	DOC PART	SERIES
REV APPR BY	RSILLER	DATE	2023/05/12	PS	PRODUCT SPECIFICATION WORD	001	121023
INITIAL RELEASE				CUSTOMER		DOCUMENT NUMBER	
INITIAL DRWN	SWARD_WEU	DATE	2010/01/29	GENERAL MARKET		PK-121023-C18	U8
INITIAL APPR	EFOLAN	DATE	2010/04/15				
							8 OF 17

PART No.	mPm P/N	SPQ	INNER BOX	OUTER BOX	NOTES
1210230364	C18309W21	100	1211160003	---	mPm Logo
1210240899	C18309T220217	100	1211160003	---	2 bags of 500 screw mounted
1210230358	C18309T21	100	1211160003	---	mPm Logo
1210240905	C18309W214140	100	1211160003	---	mPm Logo
1210240245	C18309N626237	500	1211160044	---	screw inserted
1210230354	C18309N61	100	1211160003	---	mPm Logo
1210230648	C18309N31AF	100	1211160003	---	mPm Logo
1210230807	C18309N2R	100	1211160003	---	mPm Logo
1210230793	C18309N2A	100	1211160003	---	mPm Logo
1210230350	C18309N299V	100	1211160003	---	mPm Logo
1210230346	C18309N24	100	1211160003	---	mPm Logo
1210230345	C18309N23	100	1211160003	---	mPm Logo
1210240588	C18309N21STD	100	1211160003	---	mPm Logo
1210230725	C18309N21P7	100	1211160003	---	ip67
1210240227	C18309N211O	100	1211160003	---	special grommet
1210240385	C18309N211675	100	1211160003	---	ip67 special label
1210240882	C18309N210217	100	1211160003	---	mPm Logo
1210230337	C18309G22	100	1211160003	---	mPm Logo
1210230825	C182M6N2P	100	1211160003	---	mPm Logo
1210230704	C182M6N22	100	1211160003	---	mPm Logo
1210230803	C182M0N2A	100	1211160003	---	mPm Logo
1210230768	C18213T22	100	1211160003	---	cover only
1210230315	C18213G21	100	1211160003	---	cover only
1210240903	C18212W22SA0217	100	1211160003	---	mPm Logo
1210240881	C18212W220217	100	1211160003	---	mPm Logo
1210230809	C18211W21SA	100	1211160003	---	mPm Logo
1210240902	C18211T220217	100	1211160003	---	mPm Logo
1210230286	C18211T21	100	1211160003	---	mPm Logo
1210230284	C18211N61	100	1211160003	---	mPm Logo
1210240370	C18211N2A	100	1211160003	---	mPm Logo
1210240209	C18211N240217	100	1211160003	---	mPm Logo
1210230283	C18211N24	100	1211160003	---	mPm Logo
1210230279	C18211N21P7	100	1211160003	---	ip67
1210230274	C18211G22AF	100	1211160003	---	screw inserted
1210230272	C18211G21P7	100	1211160003	---	ip67
1210230817	C18209W61SA	100	1211160003	---	mPm Logo
1210240901	C18209T220217	100	1211160003	---	mPm Logo

THIS DOCUMENT CONTAINS INFORMATION THAT IS PROPRIETARY TO MOLEX ELECTRONIC TECHNOLOGIES, LLC AND SHOULD NOT BE USED WITHOUT WRITTEN PERMISSION

REVISION DESCRIPTION	REMOVED OBSOLETE PART NUMBER AS PER PCN#509989.			PACKAGING SPECIFICATION FOR DIN VALVE SERIES C18			
CHANGE NO.	749343						
REVISED BY	APAWLAK01	DATE	2023/05/09	DOC TYPE	DOC TYPE DESCRIPTION	DOC PART	SERIES
REV APPR BY	RSILLER	DATE	2023/05/12	PS	PRODUCT SPECIFICATION WORD	001	121023
INITIAL RELEASE				CUSTOMER		DOCUMENT NUMBER	
INITIAL DRWN	SWARD_WEU	DATE	2010/01/29	GENERAL MARKET		PK-121023-C18	U8
INITIAL APPR	EFOLAN	DATE	2010/04/15				
9 OF 17							

PART No.	mPm P/N	SPQ	INNER BOX	OUTER BOX	NOTES
1210230254	C18209T21	100	1211160003	---	mPm Logo
1210230253	C18209N62	100	1211160003	---	mPm Logo
1210240170	C18209N610894	1000	1211160044	---	500 in a bag 2 bags in a box screw assembled
1210240668	C18209T211969	100	1211160003	---	mPm Logo
1210240914	C18209N2T0078	500	1211160004	---	10 pieces in a bag 50 bags in a box
1210230246	C18209N25	100	1211160003	---	mPm Logo
1210230245	C18209N24	100	1211160003	---	mPm Logo
1210230244	C18209N23	100	1211160003	---	mPm Logo
1210230243	C18209N22AF	100	1211160003	---	screw inserted
1210240153	C18209N220022	100	1211160003	---	mPm Logo
1210230242	C18209N22	100	1211160003	---	mPm Logo
1210230240	C18209N21P7	100	1211160003	---	ip67
1210230785	C18209N2167	100	1211160003	---	no logo on the label
1210240384	C18209N211675	100	1211160003	---	ip67 special label
1210240136	C18209N211063	100	1211160003	---	mPm Logo
1210240134	C18209N210Y12	500	1211160004	---	mPm Logo
1210240133	C18209N210H	100	1211160003	---	stainless steel screw
1210240879	C18209N210217	100	1211160003	---	mPm Logo
1210240126	C18209N210084	100	1211160003	---	mPm Logo
1210240125	C18209N210078	500	1211160004	---	10 pieces in a bag 50 bags in a box
1210230800	C18209G2B	100	1211160003	---	mPm Logo
1210230232	C18209G22AF	100	1211160003	---	screw inserted
1210230732	C18209G21P7	100	1211160003	---	ip67
1210230282	C18211N23	100	1211160003	---	mPm Logo
1210240925	C18209T229123	100	1211160003	---	mPm Logo
1210230840	C18313W22SA	100	1211160003	---	cover only
1210230841	C182M0G21	100	1211160003	---	mPm Logo
1210230843	C183M6N21P7	100	1211160003	---	mPm Logo
1210240940	C18209N20	100	1211160003	---	No screw or gasket
1210230846	C18209N210100	100	1211160003	---	Special grommet
1210230851	C182M6W21SA	100	1211160003	---	mPm Logo
1210230853	C18311N21P7	100	1211160003	---	mPm Logo
1210230861	C18211W23SA	100	1211160003	---	mPm Logo
1210230862	C18313T22	100	1211160003	---	cover only
1210230870	C18309G21SA	100	1211160003	---	mPm Logo
1212010056	C18309Z21SA	100	1211160003	---	mPm Logo

+ For quantities of 500, and multiples thereof, 5 inner boxes (1211160003 are placed into 1 Outer Box (1211160524).

Table 5, Mounted, bulk packed final part numbers.

THIS DOCUMENT CONTAINS INFORMATION THAT IS PROPRIETARY TO MOLEX ELECTRONIC TECHNOLOGIES, LLC AND SHOULD NOT BE USED WITHOUT WRITTEN PERMISSION

REVISION DESCRIPTION	REMOVED OBSOLETE PART NUMBER AS PER PCN#509989.			PACKAGING SPECIFICATION FOR DIN VALVE SERIES C18			
CHANGE NO.	749343						
REVISED BY	APAWLAK01	DATE	2023/05/09	DOC TYPE	DOC TYPE DESCRIPTION	DOC PART	SERIES
REV APPR BY	RSILLER	DATE	2023/05/12	PS	PRODUCT SPECIFICATION WORD	001	121023
INITIAL RELEASE				CUSTOMER		DOCUMENT NUMBER	
INITIAL DRWN	SWARD_WEU	DATE	2010/01/29	GENERAL MARKET		PK-121023-C18	U8
INITIAL APPR	EFOLAN	DATE	2010/04/15				
							10 OF 17

5.0 CARTON DIMENSIONS

All dimensions are internal dimensions of box and are in millimetres.

Carton Part No.	L	W	H
1211160002	300	190	140
1211160003	280	140	140
1211160004	780	305	165
1211160005	760	315	205
1211160524	780	305	165
1211160036	375	305	195

Table 6. Carton dimensions

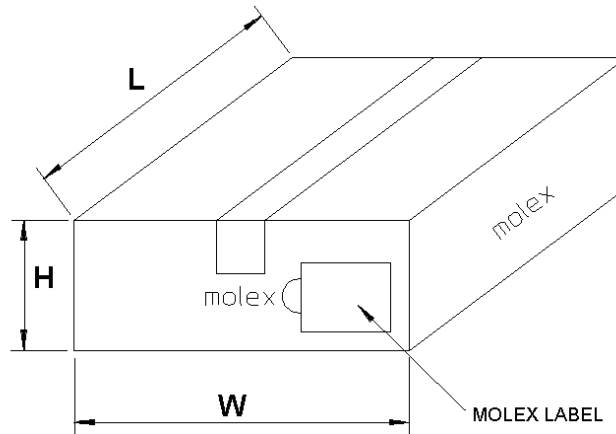


Figure 4 – Carton Box Dimensions

THIS DOCUMENT CONTAINS INFORMATION THAT IS PROPRIETARY TO MOLEX ELECTRONIC TECHNOLOGIES, LLC AND SHOULD NOT BE USED WITHOUT WRITTEN PERMISSION

REVISION DESCRIPTION	REMOVED OBSOLETE PART NUMBER AS PER PCN#509989.			PACKAGING SPECIFICATION FOR DIN VALVE SERIES C18				
CHANGE NO.	749343							
REVISED BY	APAWLAK01	DATE	2023/05/09	DOC TYPE	DOC TYPE DESCRIPTION	DOC PART	SERIES	
REV APPR BY	RSILLER	DATE	2023/05/12	PS	PRODUCT SPECIFICATION WORD	001	121023	
INITIAL RELEASE				CUSTOMER		DOCUMENT NUMBER		
INITIAL DRWN	SWARD_WEU	DATE	2010/01/29	GENERAL MARKET		PK-121023-C18	U8	11 OF 17
INITIAL APPR	EFOLAN	DATE	2010/04/15					

6.0 LABELLING

The labels used are standard Molex Ireland labels and measure 124.0 x 70.0 mm.

See Figure 5 below for sample of label for boxes.






(1P) PART NUMBER XXXXXXXXXX		
		
DESCRIPTION		
(Q) QUANTITY XXX		
(12D) INV CTRL DATE XXXX/XX/XX		
(4L) COUNTRY OF ORIGIN Ireland		
(S) TRACKING NO XXXXXXXXXX		
REACH SVHC information - see www.molex.com		
Packing Standards 0/0	VS	
Eng.Nr. XXXXXXXXXX	XIX	
Molex P/N XXXXXXXXXX		
		www.molex.com
MOLEX IRELAND LTD., SHANNON INDUSTRIAL ESTATE, SHANNON, CO.CLARE, IRELAND		

Figure 5 – Molex Label Example

THIS DOCUMENT CONTAINS INFORMATION THAT IS PROPRIETARY TO MOLEX ELECTRONIC TECHNOLOGIES, LLC AND SHOULD NOT BE USED WITHOUT WRITTEN PERMISSION

REVISION DESCRIPTION	REMOVED OBSOLETE PART NUMBER AS PER PCN#509989.			PACKAGING SPECIFICATION FOR DIN VALVE SERIES C18			
CHANGE NO.	749343						
REVISED BY	APAWLAK01	DATE	2023/05/09	DOC TYPE	DOC TYPE DESCRIPTION	DOC PART	SERIES
REV APPR BY	RSILLER	DATE	2023/05/12	PS	PRODUCT SPECIFICATION WORD	001	121023
INITIAL RELEASE				CUSTOMER	DOCUMENT NUMBER	REVISION	SHEET
INITIAL DRWN	SWARD_WEU	DATE	2010/01/29	GENERAL MARKET	PK-121023-C18	U8	12 OF 17
INITIAL APPR	EFOLAN	DATE	2010/04/15				

7.0 SHIPPING PALLETS

For shipping style X, boxes may be shipped individually or a number may be put into a larger box for shipping.

For shipping style Y, boxes are stacked in a small shipping pallet box.

For shipping style Z, boxes are stacked in a large shipping pallet box.

For the small and large pallet boxes, if the pallet box is not full then it may be cut down in size.

See Fig. 12 for pallet box example.

Depending on the size of the order, a smaller Euro pallet can be used 890mm x660mm.

Shipping style information is contained in Table 7.

Box No.	No. of Boxes			See Fig.
	less than	between	between	
1211160002	20	20 < 40	40 < 100	Fig. 6
1211160003	20	20 < 50	50 < 125	Fig.7
1211160004	3	3 < 10	10 < 15	Fig. 8
1211160005	3	3 < 10	10 < 15	Fig. 9
1211160036	6	6 < 20	20 < 30	Fig. 10
1211160524	3	3 < 10	10 < 15	Fig. 11
Shipping Style	X	Y	Z	

Table 7. Shipping Style Information

Boxes shall be stacked vertically (columnar) i.e. not interlocked see Fig. 6, Fig. 7, Fig. 8, Fig. 9, Fig. 10 & Fig. 11.

Note: Pallets should not be stacked on top of one another.

Only heat treated EUR- Pallets to be used.

THIS DOCUMENT CONTAINS INFORMATION THAT IS PROPRIETARY TO MOLEX ELECTRONIC TECHNOLOGIES, LLC AND SHOULD NOT BE USED WITHOUT WRITTEN PERMISSION

REVISION DESCRIPTION	REMOVED OBSOLETE PART NUMBER AS PER PCN#509989.			PACKAGING SPECIFICATION FOR DIN VALVE SERIES C18			
CHANGE NO.	749343						
REVISED BY	APAWLAK01	DATE	2023/05/09	DOC TYPE	DOC TYPE DESCRIPTION	DOC PART	SERIES
REV APPR BY	RSILLER	DATE	2023/05/12	PS	PRODUCT SPECIFICATION WORD	001	121023
INITIAL RELEASE				CUSTOMER	DOCUMENT NUMBER	REVISION	SHEET
INITIAL DRWN	SWARD_WEU	DATE	2010/01/29	GENERAL MARKET	PK-121023-C18	U8	13 OF 17
INITIAL APPR	EFOLAN	DATE	2010/04/15				

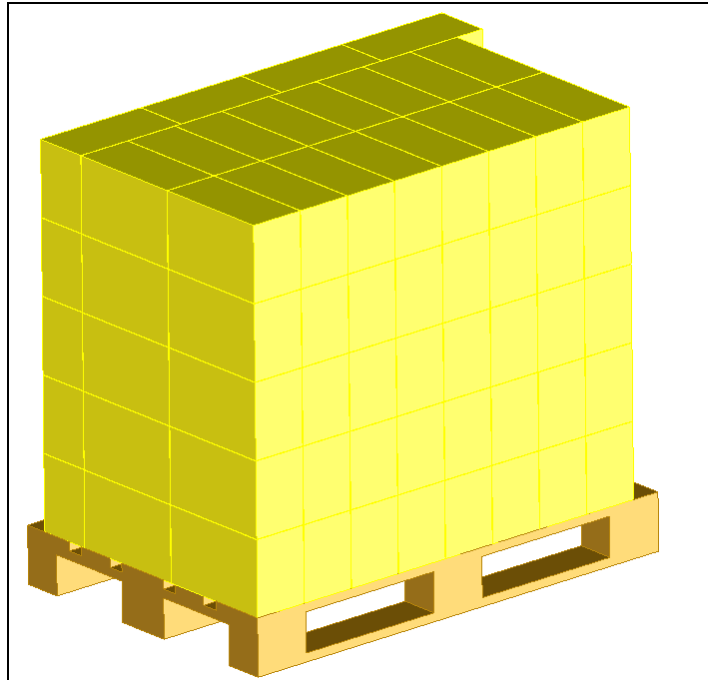


Figure 6 – Pallet Stacking Layout for Box 1211160002

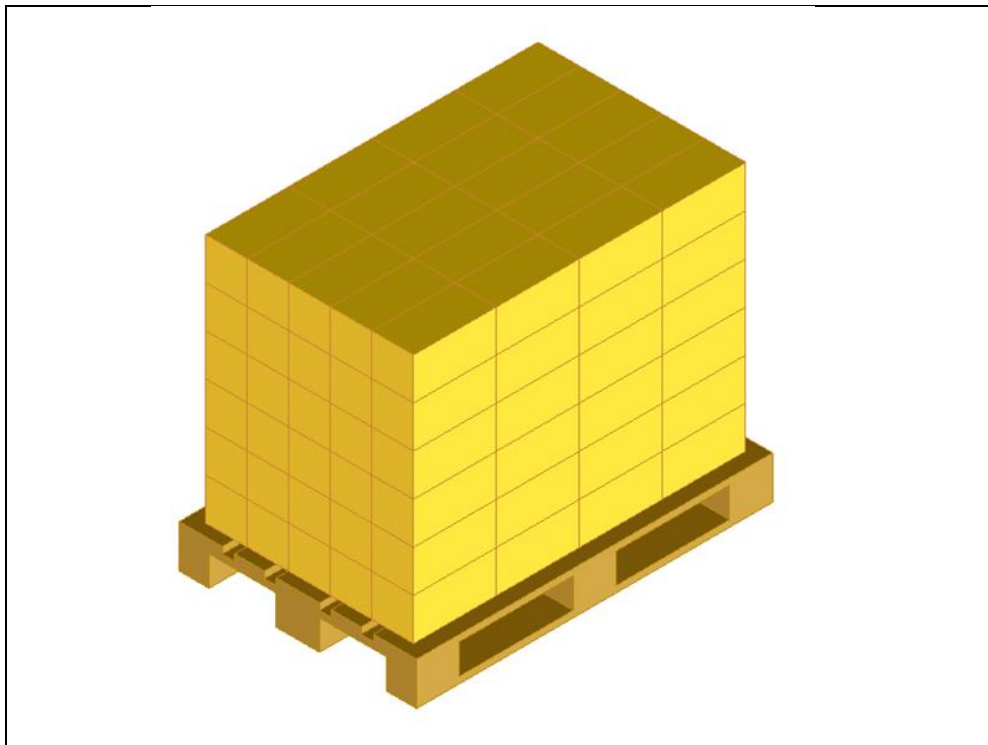


Figure 7 – Pallet Stacking Layout for Box 1211160003

THIS DOCUMENT CONTAINS INFORMATION THAT IS PROPRIETARY TO MOLEX ELECTRONIC TECHNOLOGIES, LLC AND SHOULD NOT BE USED WITHOUT WRITTEN PERMISSION

REVISION DESCRIPTION		REMOVED OBSOLETE PART NUMBER AS PER PCN#509989.		PACKAGING SPECIFICATION FOR DIN VALVE SERIES C18			
CHANGE NO.		749343					
REVISED BY	APAWLAK01	DATE	2023/05/09	DOC TYPE	DOC TYPE DESCRIPTION	DOC PART	SERIES
REV APPR BY	RSILLER	DATE	2023/05/12	PS	PRODUCT SPECIFICATION WORD	001	121023
INITIAL RELEASE				CUSTOMER	DOCUMENT NUMBER	REVISION	SHEET
INITIAL DRWN	SWARD_WEU	DATE	2010/01/29	GENERAL MARKET	PK-121023-C18	U8	14 OF 17
INITIAL APPR	EFOLAN	DATE	2010/04/15				

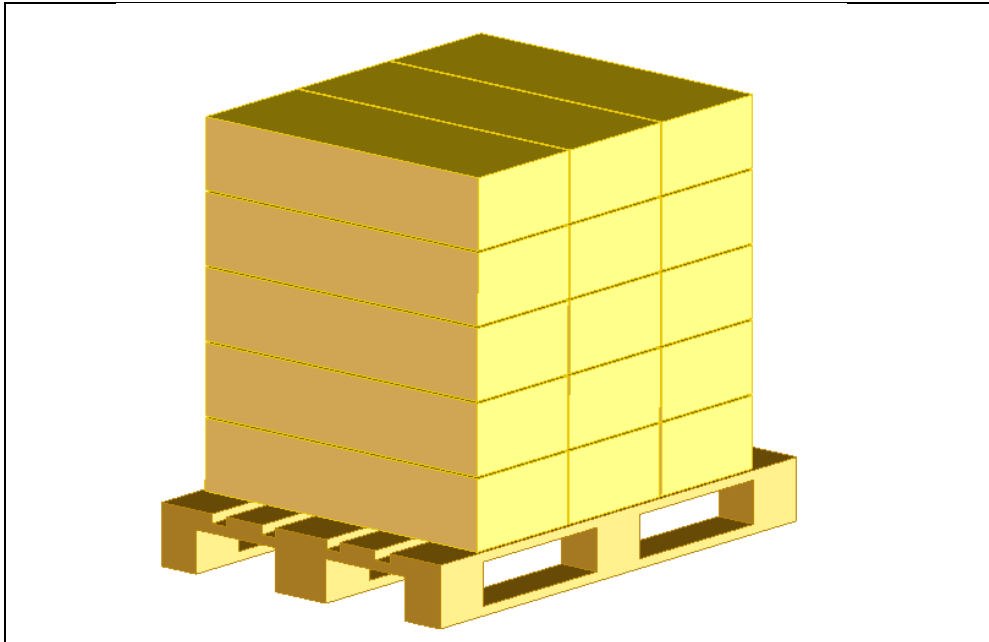


Figure 8 – Pallet Stacking Layout for Box 1211160004

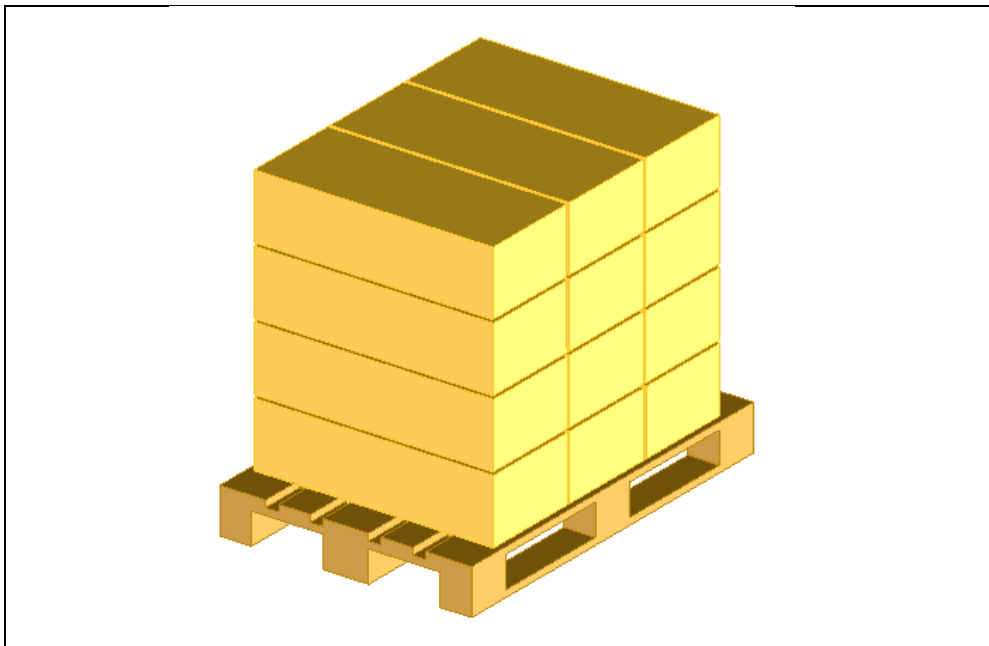


Figure 9 – Pallet Stacking Layout for Box 1211160005

THIS DOCUMENT CONTAINS INFORMATION THAT IS PROPRIETARY TO MOLEX ELECTRONIC TECHNOLOGIES, LLC AND SHOULD NOT BE USED WITHOUT WRITTEN PERMISSION

REVISION DESCRIPTION		REMOVED OBSOLETE PART NUMBER AS PER PCN#509989.		PACKAGING SPECIFICATION FOR DIN VALVE SERIES C18			
CHANGE NO.		749343					
REVISED BY	APAWLAK01	DATE	2023/05/09	DOC TYPE	DOC TYPE DESCRIPTION	DOC PART	SERIES
REV APPR BY	RSILLER	DATE	2023/05/12	PS	PRODUCT SPECIFICATION WORD	001	121023
INITIAL RELEASE				CUSTOMER	DOCUMENT NUMBER	REVISION	SHEET
INITIAL DRWN	SWARD_WEU	DATE	2010/01/29	GENERAL MARKET	PK-121023-C18	U8	15 OF 17
INITIAL APPR	EFOLAN	DATE	2010/04/15				

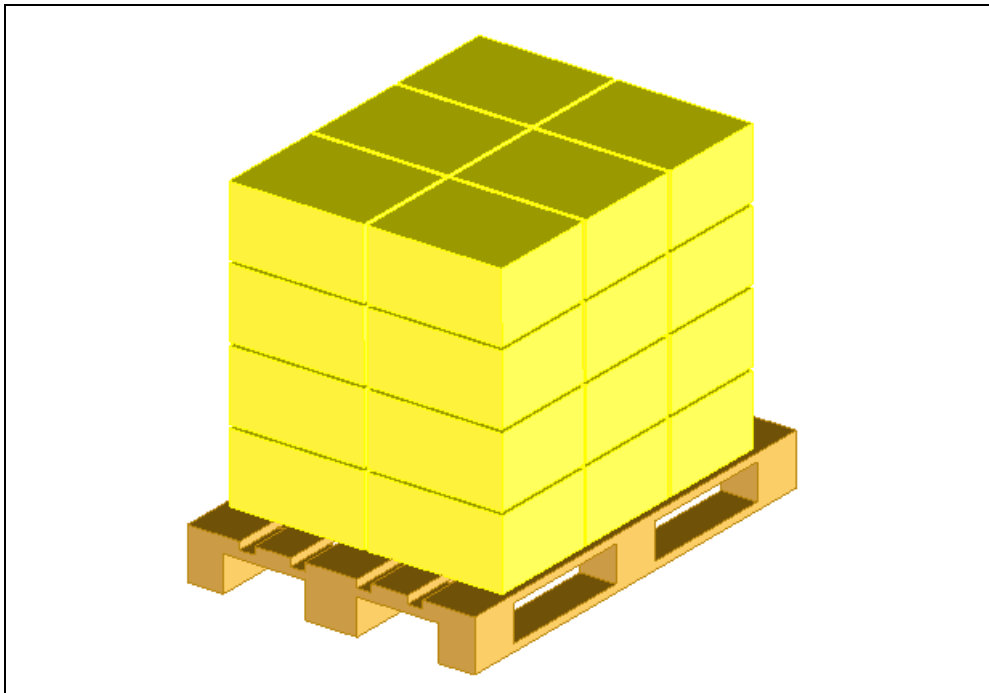


Figure 10 – Pallet Stacking Layout for Box 1211160036

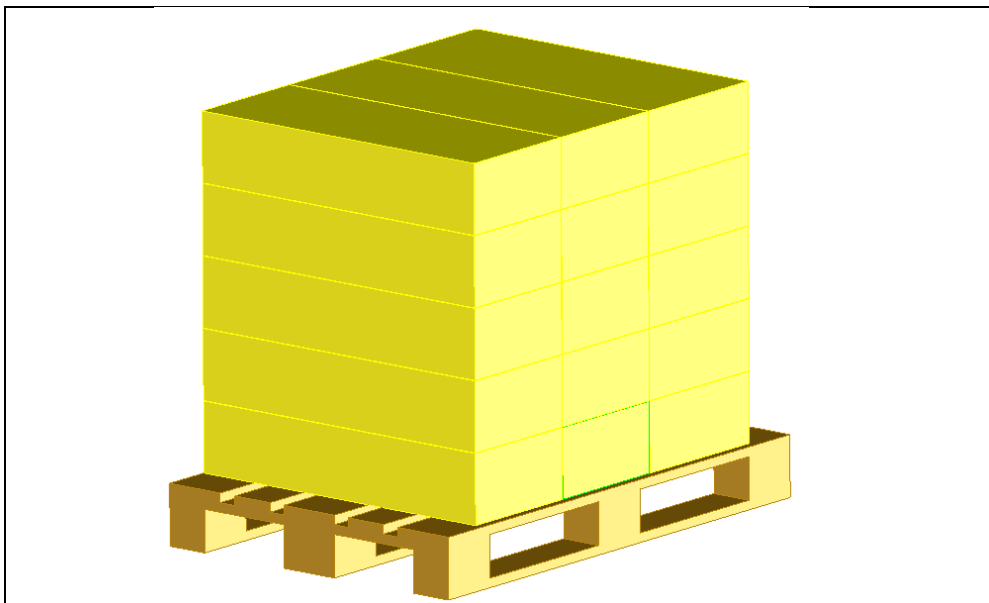


Figure 11 – Pallet Stacking Layout for Box 1211160524

THIS DOCUMENT CONTAINS INFORMATION THAT IS PROPRIETARY TO MOLEX ELECTRONIC TECHNOLOGIES, LLC AND SHOULD NOT BE USED WITHOUT WRITTEN PERMISSION

REVISION DESCRIPTION		REMOVED OBSOLETE PART NUMBER AS PER PCN#509989.		PACKAGING SPECIFICATION FOR DIN VALVE SERIES C18			
CHANGE NO.		749343					
REVISED BY	APAWLAK01	DATE	2023/05/09	DOC TYPE	DOC TYPE DESCRIPTION	DOC PART	SERIES
REV APPR BY	RSILLER	DATE	2023/05/12	PS	PRODUCT SPECIFICATION WORD	001	121023
INITIAL RELEASE				CUSTOMER	DOCUMENT NUMBER	REVISION	SHEET
INITIAL DRWN	SWARD_WEU	DATE	2010/01/29	GENERAL MARKET	PK-121023-C18	U8	16 OF 17
INITIAL APPR	EFOLAN	DATE	2010/04/15				



Figure 12 – Boxes contained in a Pallet box

THIS DOCUMENT CONTAINS INFORMATION THAT IS PROPRIETARY TO MOLEX ELECTRONIC TECHNOLOGIES, LLC AND SHOULD NOT BE USED WITHOUT WRITTEN PERMISSION

REVISION DESCRIPTION	REMOVED OBSOLETE PART NUMBER AS PER PCN#509989.			PACKAGING SPECIFICATION FOR DIN VALVE SERIES C18			
CHANGE NO.	749343						
REVISED BY	APAWLAK01	DATE	2023/05/09	DOC TYPE	DOC TYPE DESCRIPTION	DOC PART	SERIES
REV APPR BY	RSILLER	DATE	2023/05/12	PS	PRODUCT SPECIFICATION WORD	001	121023
INITIAL RELEASE				CUSTOMER	DOCUMENT NUMBER	REVISION	SHEET
INITIAL DRWN	SWARD_WEU	DATE	2010/01/29	GENERAL MARKET	PK-121023-C18	U8	17 OF 17
INITIAL APPR	EFOLAN	DATE	2010/04/15				