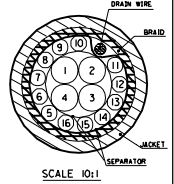
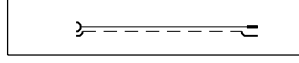


WIRING DIAGRAM : 16 CORE CABLE

5 JST 16 CIRCUIT PHD CONNECTOR		8 16 CORE CABLE		7 MOLEX I/O CONNECTOR	
CIRCUIT No.	CONDUCTOR No.	CIRCUIT No.	CONDUCTOR COLOUR (REF.)	CIRCUIT No.	CONDUCTOR COLOUR (REF.)
2	1	1	WHITE	1	WHITE
3	2	2	GREY	2	GREY
4	3	3	YELLOW BROWN	3	YELLOW BROWN
12	4	4	PINK	4	PINK
10	5	5	WHITE YELLOW	5	WHITE YELLOW
8	6	6	BLUE	6	BLUE
16	7	7	YELLOW	7	YELLOW



WIRING DIAGRAM : COAXIAL CABLE ASSEMBLY



CABLE SPECIFICATION : 16 CORE CABLE

1. CABLE TYPE: FLAT RIBBON ROUND OTHER
 SPIRAL CABLE YES NO
 NO. OF CONDUCTORS 16

2. CABLE REQUIREMENTS: N/A

3. CONDUCTOR SPECIFICATIONS:

CONDUCTOR NO.	CONDUCTOR NO.	
	1 - 4	5 - 16
CONDUCTOR 1	CENTRE	OUTSIDE
MATERIAL	TWISTED CU	TWISTED CU
A.S.G.	22	30
STRANDING OFF/DIAGN	7/30	7/38
TENSILE STRENGTH	N/A	N/A
INSULATION		
MATERIAL	PVC	PVC
MIL WALL THICKNESS	0.22 REF	0.20 REF
COLOR	AS SPECIFIED IN DRW 4100	
OUTSIDE DIAMETER	L20 REF	0.78 REF
DIRECTION OF LAY	Z	S
LENGTH OF LAY	80.0 REF	
LAY RATING	UL - 2844	

4. FILLER: ENOUGH TO MAKE THE ASSEMBLY ROUND

5. SEPARATOR: N/A

6. SHIELD: N/A
 FOIL TYPE N/A
 FOIL FINISH N/A

7. DRAIN WIRE: GAUGE 28 AWG
 STRANDING 7/28
 REQUIREMENT DRAIN TO BE ON THE OUTSIDE OF THE SEPARATOR

8. SPIRAL/BRAID: GAUGE 24 x 8 x 8.1
 COPPER TYPE TWISTED CU
 NO. 3

9. CABLE JACKET: TYPE PVC
 FINAL DIAMETER 6.8 REF
 MIN. THICKNESS BLACK
 COLOR BLACK
 FINISH MAT
 ULL RATING UL - 2844
 HARDNESS
 STRENGTH MARKINGS

10. PACKAGING: PACKAGING SEE PACKAGING SPECIFICATION ESTABLISHED BY LOCAL PACKAGING AND MANUFACTURING DEPARTMENTS

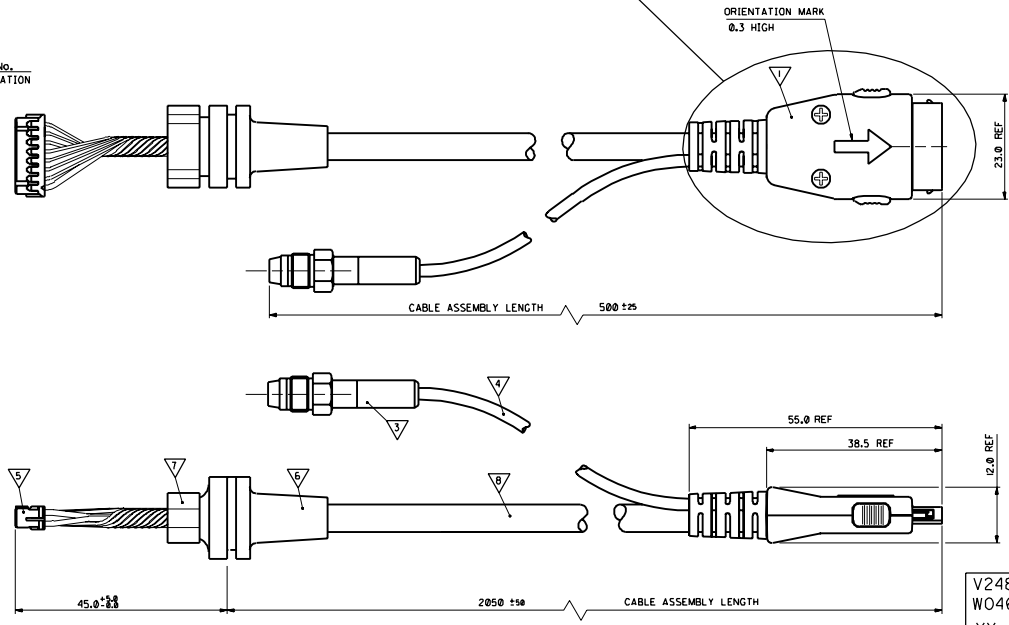
YEAR / MONTH MFG OF MANUFACTURE TO BE PRINTED
 EXPIRY 500 TO REC 82 INDEX S.1

BILL OF MATERIALS

NO.	QUANTITY	SUPPLIER	DESCRIPTION	PART No.	SEE NOTE
1	1	MOLEX	16 CIRCUIT I/O MOBILE PHONE PLUG CONNECTOR	90813-0001	1, 2, 3
2	1	MOLEX	COAXIAL RF CONNECTOR	90853-0001	
3	1	ROSENBERGER	COAXIAL RF CONNECTOR	26K101-02	5
4	1	NO PREFERRED SUPPLIERS	COAXIAL CABLE 50 OHM	RG 174 A/U	5
5	1 5 2	JST	16 CIRCUIT CONNECTOR CRIMP TERMINAL, 30 AWG CRIMP TERMINAL, 22 AWG	PHDR-16VS SPHD-0037-PO.5 SPHD-0011-PO.5	3, 5
6	1	HELLERMANN	CABLE SUPPORT SLEEVE PVC BLACK	634-01210 (H121)	5
7	1	SAHLBERG	CLAMP	9-11	5
8	1	MOLEX	16 CORE CABLE SEE CABLE SPECIFICATION	99036-0012	5
9	7	NO PREFERRED SUPPLIERS	L6 BORE HEAT SHRINK INSULATION TUBING	90848-0005	4, 5
10	1	MOLEX	MOULDED ON GROMMET		5, 6
11	1	NO PREFERRED SUPPLIERS	HEAT SHRINK INSULATION TUBING	90848-0007	4, 5
12	1	NO PREFERRED SUPPLIERS	CRIMP RING	90875-0001	5

NOTES:

- MATES WITH SERIES 90811 HANDSET CONNECTOR.
- SEE PRODUCT SPECIFICATION NO. PS-99020-0033
- POWER CONTACTS TO BE ON CIRCUITS 12, 5, 16
- CABLE CONDUCTORS 1, 4, 5, 6, 16 - SOLDER CLIPS WITH CIRCUIT No. 8, 14 AND RF CABLE TO BE COVERED WITH HEAT SHRINK INSULATION TUBING
- ONLY AVAILABLE FROM MOLEX AS PART OF A CABLE ASSEMBLY
- SEE GROMMET SPECIFICATION ES-99038-0001
- PACKAGING - SEE PACKING SPECIFICATION ES-99039-0002, AND LABELLED AS SHOWN. YEAR AND MONTH, "XX", TO BE PRINTED ACCORDING TO IEC 62 INDEX 5.1.
- SEE TERMINATION SPECIFICATION ES-99033-0003



V24851-Z1303-A114-1
 W0464
 XX MXI
 MOLEX 90813-1005

FOR PREVIOUS DRAWING ISSUES SEE MRL

REVISIONS

REVISIONS

DATE

BY

CHKD BY

APP'D BY

SCALE

2:1

REVISE ONLY ON CAD SYSTEM

PKC

SYSTEM CONNECTOR PLUG CABLE ASSEMBLY

MOLEX EUROPE

90813-1005

SDA-90813-1005

SHEET NO. DATE

10F 1 93/10/8