

Printed-circuit board connector - CC 2,5/13-GF-LR P20 THR - 1836793

Please be informed that the data shown in this PDF Document is generated from our Online Catalog. Please find the complete data in the user's documentation. Our General Terms of Use for Downloads are valid (<http://phoenixcontact.com/download>)

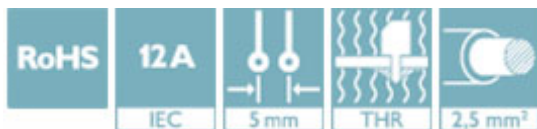
PCB headers, nominal current: 12 A, number of positions: 13, pitch: 5 mm, color: black, contact surface: Tin, mounting: THR soldering




The figure shows a 16-position version

Your advantages

- ✓ Designed for integration into the SMT soldering process
- ✓ Maximum flexibility when it comes to device design – one header for connectors with different connection technologies
- ✓ Automatic locking and intuitive release through Lock and Release operating lever in contrasting color
- ✓ Screwable flange for superior mechanical stability



Key Commercial Data

| | |
|------------------------|---|
| Packing unit | 52 pc |
| Minimum order quantity | 52 pc |
| GTIN |  4 055626 021089 |
| GTIN | 4055626021089 |

Technical data

Dimensions

| | |
|--------------------------|----------|
| Length [l] | 12 mm |
| Width | 75 mm |
| Pitch | 5 mm |
| Dimension a | 60 mm |
| Width [w] | 75 mm |
| Height [h] | 10.57 mm |
| Height | 8.57 mm |
| Length of the solder pin | 2 mm |
| Pin dimensions | 1 x 1 mm |
| Length | 12 mm |

Printed-circuit board connector - CC 2,5/13-GF-LR P20 THR - 1836793

Technical data

General

| | |
|--|------------------|
| Range of articles | CC 2,5/...-GF-LR |
| Insulating material group | IIIa |
| Rated surge voltage (III/3) | 4 kV |
| Rated surge voltage (III/2) | 4 kV |
| Rated surge voltage (II/2) | 4 kV |
| Rated voltage (III/2) | 320 V |
| Rated voltage (II/2) | 400 V |
| Connection in acc. with standard | EN-VDE |
| Nominal current I _N | 12 A |
| Insulating material | LCP |
| Flammability rating according to UL 94 | V0 |
| Color | black |
| Number of positions | 13 |

Packaging information

| | |
|----------------------------|---------------------|
| Type of packaging | packed in cardboard |
| Pieces per package | 52 |
| Denomination packing units | Pcs. |

Standards and Regulations

| | |
|--|--------|
| Connection in acc. with standard | EN-VDE |
| Flammability rating according to UL 94 | V0 |

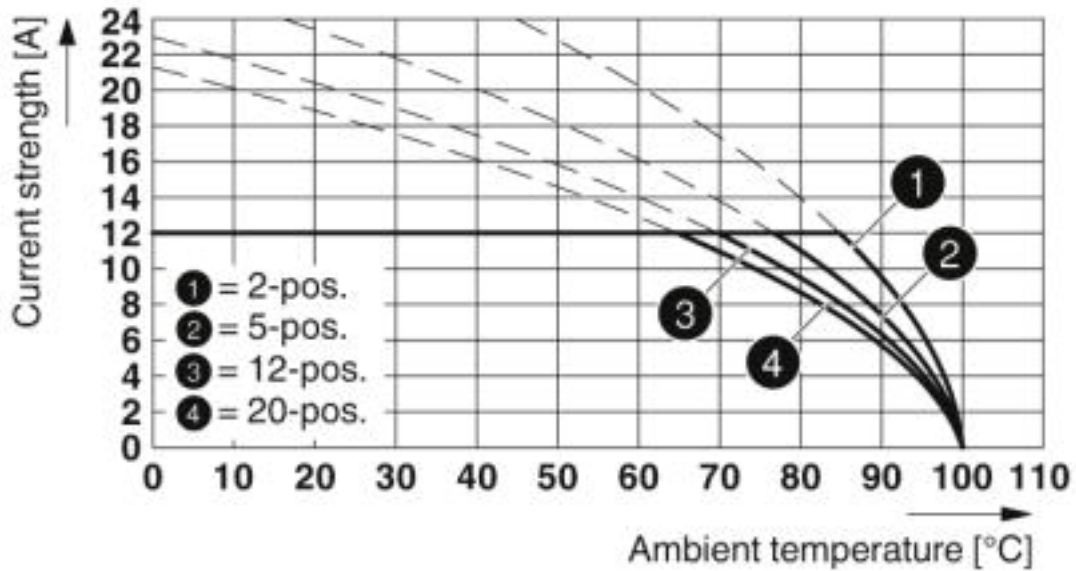
Environmental Product Compliance

| | |
|------------|---|
| | Lead 7439-92-1 |
| China RoHS | Environmentally Friendly Use Period = 50 |
| | For details about hazardous substances go to tab "Downloads", Category "Manufacturer's declaration" |

Drawings

Printed-circuit board connector - CC 2,5/13-GF-LR P20 THR - 1836793

Diagram



Type: MSTB 2,5/...-STF with CC 2,5/...-GF-LR P20 THR

Approvals

Approvals

Approvals

cULus Recognized / EAC

Ex Approvals

Approval details

| | | | |
|--------------------|-------|---|-----------------|
| cULus Recognized | | http://database.ul.com/cgi-bin/XYV/template/LISEXT/1FRAME/index.htm | E60425-19931011 |
| | B | | D |
| Nominal voltage UN | 300 V | | 300 V |
| Nominal current IN | 16 A | | 10 A |

| | | |
|-----|--|---------|
| EAC | | B.01742 |
|-----|--|---------|

Phoenix Contact 2019 © - all rights reserved
<http://www.phoenixcontact.com>

PHOENIX CONTACT GmbH & Co. KG
Flachmarktstr. 8
32825 Blomberg
Germany
Tel. +49 5235 300
Fax +49 5235 3 41200
<http://www.phoenixcontact.com>