

SUMMARY



Image is for illustrative purpose only

Wires

Low voltage 6

Series 1P
Termination type Female solder
IP rating 50
AWG wire size 0.00 - 26.00
Cable Ø 1.70 - 6.50 mm
Status active

Download

[Request a quote](#)
[Eplan](#)
[Catalog](#)

TECHNICAL DETAILS

Mechanics

Shell Style/Model PK*: Fixed receptacle with two nuts (back panel mounting)
Keying 2 keys (alpha=80; Plug: male contacts; Receptacle: female contacts)
Housing Material PSU (Polysulfone), gray
Variant A : Blue front nut
Weight 4.70 g

Performance

Configuration 1P.M06 : 6 Low Voltage
Insulator L: PEEK (UL 94 / V-0/1.5)
Rated Current 6 Amps

Specifications

Contact Type: Solder
Contact Dia.: 0.7 mm (0.0275in)
Bucket Dia.: 0.6 mm (0.024in)
Max. Solid Conductor: 0.14 mm² (AWG 26)
Max. Stranded Conductor: 0.14 mm² (AWG 26)
R (max): 6.5 mOhm
Test voltage (kV rms) Contact-contact: 1.05

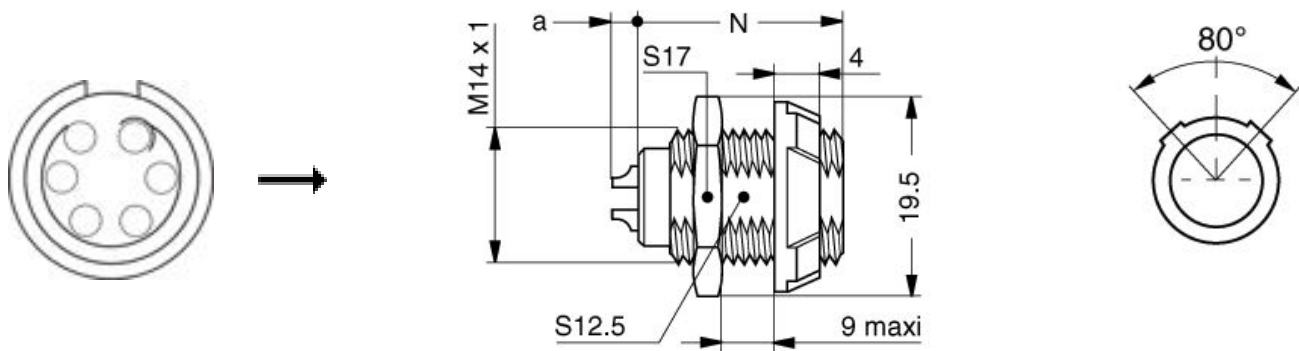
LEMO products and services are provided "as is". LEMO makes no warranties or representations with regard to LEMO product & services or use of them, express, implied or statutory, including for accuracy, completeness, or security. The user is fully responsible for his products and applications using LEMO components.

Air clearance min.: 0.85 mm
Creepage distance min.: 0.85 mm

Others

Endurance (Shell): >2000 mating cycles
F ret (min): 50 N
F ret (max): 150 N
Steam sterilization: > 100 times (with potting on rear connection)

DRAWINGS



Dimensions













	A	N	a
mm.	19.5	20.5- 22.2	0-4.5
in.	0,77	0,81	0,00

RECOMMENDED BY LEMO

Tools

Cables

LEMO products and services are provided "as is". LEMO makes no warranties or representations with regard to LEMO product & services or use of them, express, implied or statutory, including for accuracy, completeness, or security. The user is fully responsible for his products and applications using LEMO components.

CMN.06.T26.037QGZE	TPR (medical)	Grey	
CMN.06.T28.031PGCE	PVC	GREY	
CMN.06.T28.031PGZE		Grey	
CMN.06.T28.031PNCE	PVC	Black	
CMN.06.T28.031PNZE			
CMN.06.T28.042QBCE	TPR (medical)		
CMN.06.T28.044PGZE		Grey	
CMN.06.T28.044PNZE			
106240	PTFE	White	
12080	PVC	Grey	
160140	PVC	Grey	
160260	PVC	Black	
260250	PVC	Grey	
60260	PTFE	White	
6280	PVC	Black	

LEMO products and services are provided "as is". LEMO makes no warranties or representations with regard to LEMO product & services or use of them, express, implied or statutory, including for accuracy, completeness, or security. The user is fully responsible for his products and applications using LEMO components.