



Micro Commercial Components



Micro Commercial Components
 20736 Marilla Street Chatsworth
 CA 91311
 Phone: (818) 701-4933
 Fax: (818) 701-4939

GBL4005 THRU GBL410

4.0 Amp Glass Passivated Single-Phase Rectifiers 50 to 1000 Volts

Features

- Marking : type number
- High case dielectric strength
- Glass passivated chip junction
- High surge current capability
- Epoxy meets UL 94 V-0 flammability rating
- Moisture Sensitivity Level 1
- Lead Free Finish/RoHS Compliant (NOTE 3)("P" Suffix designates RoHS Compliant. See ordering information)
- Halogen free available upon request by adding suffix "-HF"

Maximum Ratings

- Operating Temperature: -55°C to +150°C
- Storage Temperature: -55°C to +150°C
- UL Recognized File # E165989

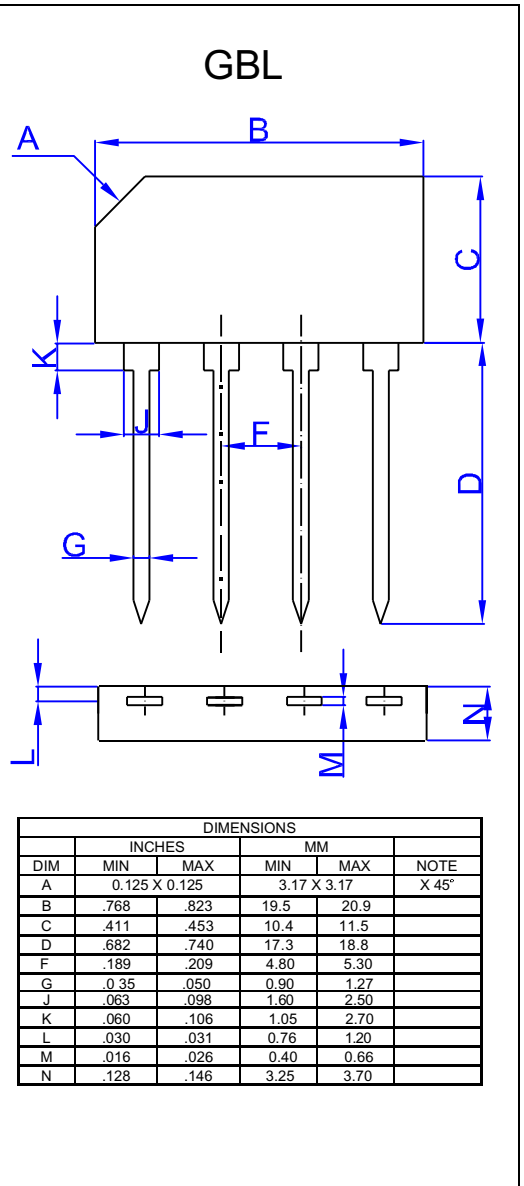
MCC Part Number	Maximum Recurrent Peak Reverse Voltage	Maximum RMS Voltage	Maximum DC Blocking Voltage
GBL4005	50V	35V	50V
GBL401	100V	70V	100V
GBL402	200V	140V	200V
GBL404	400V	280V	400V
GBL406	600V	420V	600V
GBL408	800V	560V	800V
GBL410	1000V	700V	1000V

Electrical Characteristics @ 25°C Unless Otherwise Specified

Maximum Average Forward Current	$I_{F(AV)}$	4.0 A 3.0A	$T_C = 50^\circ C^{(1)}$ $T_A = 40^\circ C^{(2)}$
Peak Forward Surge Current	I_{FSM}	150A	8.3ms, half sine
Rating for fusing	I^2t	93A ² sec	t<8.3ms
Maximum Instantaneous Forward Voltage	V_F	1.0V	$I_{FM} = 2.0A;$ $T_A = 25^\circ C$
Maximum DC Reverse Current At Rated DC Blocking Voltage	I_R	5.0uA 500uA	$T_A = 25^\circ C$ $T_A = 125^\circ C$
Typical Junction Capacitance GBL4005-404 GBL406-410	C_J	95pF 40pF	Measured at 1.0MHz, $V_R=4.0V$
Typical thermal resistance per leg	$R \theta_{JA}$ $R \theta_{JL}$	22°C/W 3.5°C/W	

Note:

1. Unit mounted on 3.0x3.0x0.11" thick(7.5x7.5x0.3cm)Al. plate
2. Unit mounted on P.C.B. at 0.375"(9.5mm) lead length and 0.5x0.5"(12x12mm) copper pads
3. High Temperature Solder Exemption Applied, see EU Directive Annex Notes 7



GBL4005 thru GBL410

Fig. 1 – Derating Curves Output Rectified Current

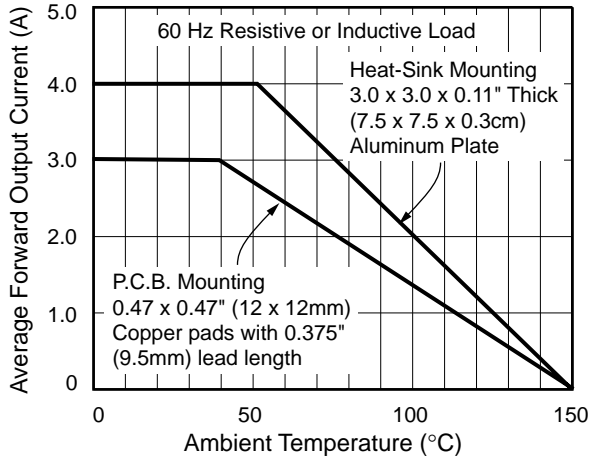


Fig. 2 -- Maximum Non-Repetitive Peak Forward Surge Current Per Leg

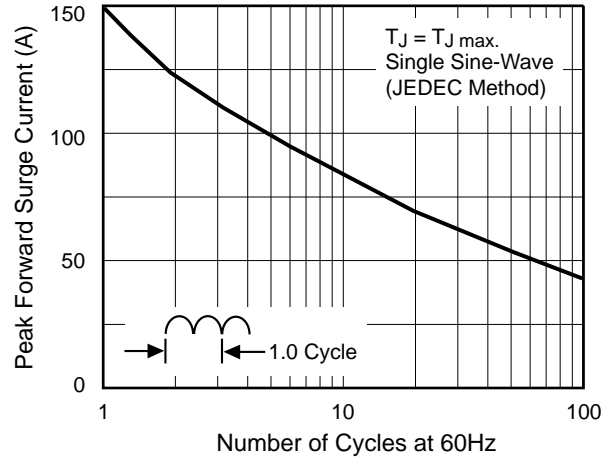


Fig. 3 – Typical Forward Voltage Characteristics Per Leg

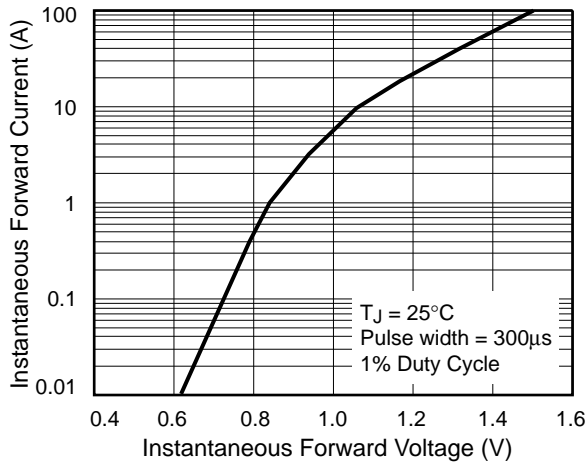


Fig. 4 – Typical Reverse Leakage Characteristics Per Leg

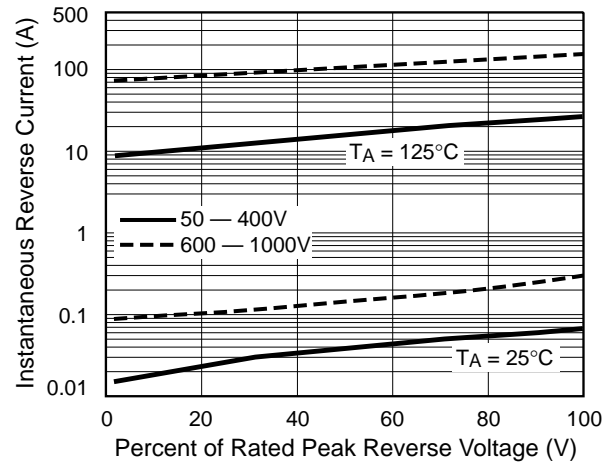


Fig. 5 – Typical Junction Capacitance Per Leg

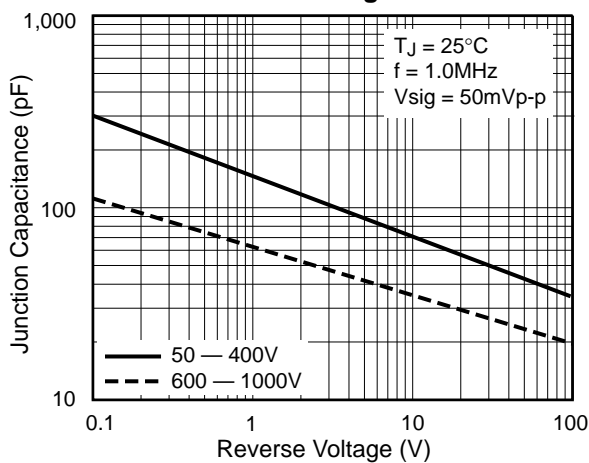
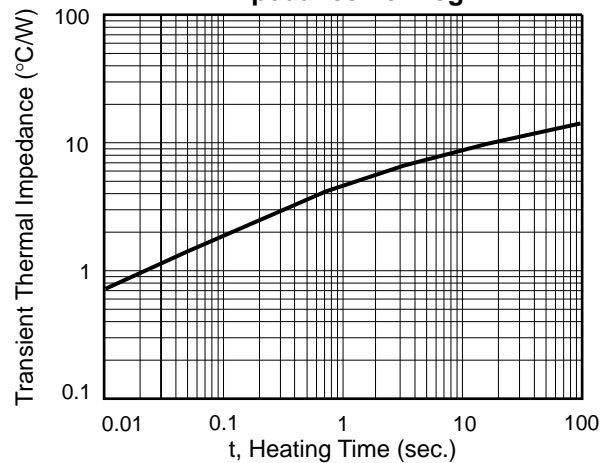


Fig. 6 – Typical Transient Thermal Impedance Per Leg





Micro Commercial Components

Ordering Information :

Device	Packing
Part Number-BP	Bulk: 4.4Kpcs/Carton

Note : Adding "-HF" suffix for halogen free, eg. Part Number-BP-HF

IMPORTANT NOTICE

Micro Commercial Components Corp. reserves the right to make changes without further notice to any product herein to make corrections, modifications , enhancements , improvements , or other changes . **Micro Commercial Components Corp .** does not assume any liability arising out of the application or use of any product described herein; neither does it convey any license under its patent rights ,nor the rights of others . The user of products in such applications shall assume all risks of such use and will agree to hold **Micro Commercial Components Corp .** and all the companies whose products are represented on our website, harmless against all damages.

LIFE SUPPORT

MCC's products are not authorized for use as critical components in life support devices or systems without the express written approval of Micro Commercial Components Corporation.

CUSTOMER AWARENESS

Counterfeiting of semiconductor parts is a growing problem in the industry. Micro Commercial Components (MCC) is taking strong measures to protect ourselves and our customers from the proliferation of counterfeit parts. MCC strongly encourages customers to purchase MCC parts either directly from MCC or from Authorized MCC Distributors who are listed by country on our web page cited below. Products customers buy either from MCC directly or from Authorized MCC Distributors are genuine parts, have full traceability, meet MCC's quality standards for handling and storage. **MCC will not provide any warranty coverage or other assistance for parts bought from Unauthorized Sources.** MCC is committed to combat this global problem and encourage our customers to do their part in stopping this practice by buying direct or from authorized distributors.

www.mccsemi.com