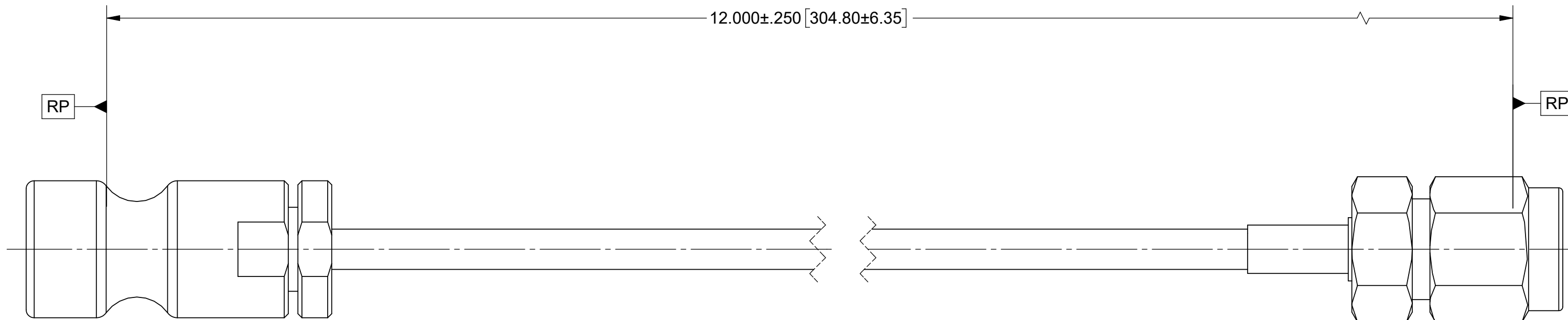


PRODUCT DATA DRAWING

REVISION HISTORY			
REV	DESCRIPTION	DATE	APPROVED
01	PRELIMINARY	08/20	BNK


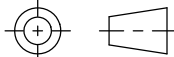


MATERIAL:

- CONNECTORS: SYNAPSE MALE
2.92mm MALE
- CABLE: Ø.087 LOW LOSS CABLE
- SHRINK TUBING: M23053/5

PERFORMANCE:

- IMPEDANCE: 50 OHMS
- FREQ. RANGE: DC TO 40.0 GHz

MATERIAL: SEE NOTES	DIMENSIONS ARE IN INCHES TOLERANCES: FRACTIONAL: ±1/64 ANGULAR: X° ±1°0' X°X' ±15'	UNLESS OTHERWISE SPECIFIED 1) ALL DIMENSIONS ARE IN INCHES (MILLIMETERS) 2) ALL DIMENSIONS ARE AFTER PLATING. 3) BREAK CORNERS & EDGES .005 R. MAX. 4) CHAM. 1ST & LAST THREADS. 5) SURFACE ROUGHNESS 63-MIL-STD-10. 6) DIA.'S ON COMMON CENTERS TO BE CONCENTRIC WITHIN .005 T.I.R. 7) REMOVE ALL BURRS	 <p>Amphenol www.svmicrowave.com</p>
FINISH: SEE NOTES	DECIMAL: X ±.030 .XX ±.010 .XXX ±.005	INTERPRET DIMENSIONS AND TOLERANCES PER ASME Y14.5M - 1994	
SURFACE AREA: N/A	THIRD ANGLE PROJECTION	DRAWN: SJ 08/06/20	TITLE: SYNAPSE MALE TO 2.92mm MALE FOR Ø.087 LOW LOSS CABLE ASSEMBLY
<p>PROPRIETARY</p> <p>THE INFORMATION CONTAINED IN THIS DRAWING IS THE SOLE PROPERTY OF SV MICROWAVE, INC. ANY REPRODUCTION IN PART OR AS A WHOLE WITHOUT THE WRITTEN PERMISSION OF SV MICROWAVE, INC IS PROHIBITED.</p>		CHECKED: BNK 08/06/20	SIZE DWG. NO. B 7080-0842
		APPROVED: BNK 08/06/20	SCALE: 4:1 SHEET 1 OF 1