

BUCHANAN WIREMATE ITB RELEASABLE POKE-IN CONNECTORS

Inverted Thru-Board (ITB) connectors join the BUCHANAN WireMate family from TE Connectivity (TE), specially designed for use in linear and circular LED modules found in all sorts of commercial and industrial lighting systems. The unique headers enable power delivery from the underside of the PCB and LED arrays, eliminating top-surface wire management issues. With their easy-to-use poke-in and wire release features, the new connectors help shorten installation time and provide extra flexibility for reuse and wire replacement. The reduced profile of the connector takes only 2mm in height above the PCB top surface while horizontal wire insertion minimizes space usage beneath the PCB. The connectors are modular in design, available for up to five wire connections and in different colors to help installers avoid mistakes when inserting wires. The connectors conform to the UL 1977 standard for component connectors for use in data, signal, control and power applications.

BENEFITS

- Reliable poke-in technology (no wire crimping) for fast and easy termination
- Inverted Thru-Board (ITB) application reduces profile for good lighting effect
- Wire release feature enables easy re-work and robust design of release mechanism helps prevent damage during wire assembly and rework
- Space saving low profile design
- Lower inventory and production costs with higher connection variations supported by a side by side stackable design on 4 mm spacing

FEATURES

- Inverted Thru-Board (ITB) Wire to Board Connection with Horizontal Wire Insertion
- Wire poke-in design with strong wire retention
- Wire release feature for wire replacement
- Applicable for SMT soldering process
- Applicable wire size: 18-22AWG
- Modular housing design for multi-color combinations

APPLICATIONS

- Commercial Lighting
- Office Lighting
- Industrial Lighting

BUCHANAN WireMate ITB Releasable Poke-In Connectors

ELECTRICAL

- Voltage rating: 320V Max.
- Current: 6A for 18AWG, 5A for 20AWG & 22AWG

MECHANICAL

- Pitch: 4.00mm & 6.5mm
- 2.0mm max height above the PCB surface
- Poke-in structure for good wire fix function
- Wire releasable




MATERIALS

- Housing: UL 94 V0 high temperature resistant thermoplastic
- Contact: Copper Alloy with Tin plating

STANDARDS & SPECIFICATIONS

- Product Specification: [108-137311](#)
- Application Specification: [114-137311](#)
- UL1977

PRODUCT OFFERINGS

Positions	Pitch [mm]	PN	Description	Product Image
1	4.0	2834334-1	4.0Pitch With Cap ITB_1P_WHITE	
2	4.0	2834334-2	4.0Pitch With Cap ITB_2P_WHITE	
2	4.0	8-2834334-2	4.0Pitch With Cap, ITB_2P_WHITE/BLACK	
3	4.0	2834334-3	4.0Pitch With Cap, ITB_3P_WHITE	
3	4.0	3-2834334-3	4.0Pitch With Cap, ITB_3P_WHITE/BLACK/RED	
1	6.5	1-2834331-1	6.5Pitch With Cap ITB_1P_WHITE	
2	6.5	1-2834331-2	6.5Pitch With Cap ITB_2P_WHITE	

BUCHANAN WireMate also offers standard modular poke-in series (x-2834006-x), please go to [te.com](https://www.te.com) for details

Note:

1. BUCHANAN WireMate Inverted Thru-Board (ITB) Releasable Poke-In Series offers other color combinations, please contact your TE sales person for inquiry.
2. A P/N set without a protective cap is available for the Inverted Thru-Board (ITB) releasable Poke-in Series, please contact your TE sales person for inquiry.

te.com

© 2018 TE Connectivity. All Rights Reserved.

BUCHANAN, TE Connectivity and TE Connectivity (logo) are trademarks. All other logos, products and/or company names referred to herein might be trademarks of their respective owners.

While TE has made every reasonable effort to ensure the accuracy of the information in this brochure, TE does not guarantee that it is error-free, nor does TE make any other representation, warranty or guarantee that the information is accurate, correct, reliable or current. TE reserves the right to make any adjustments to the information contained herein at any time without notice. TE expressly disclaims all implied warranties regarding the information contained herein, including, but not limited to, any implied warranties of merchantability or fitness for a particular purpose. The dimensions in this catalog are for reference purposes only and are subject to change without notice. Specifications are subject to change without notice. Consult TE for the latest dimensions and design specifications.

1-1773966-4 SL 12/18 Tangence