



PCB terminal, Screw connection, No. of poles: 20, Width: 195.6 mm, Colour: Green

### Business data

|  |                    |
|--|--------------------|
| Article number                             | 13552.1            |
| Article name                               | PK 300/20/10,00 GN |
| GTIN (EAN)                                 | 4044211084790      |
| Packaging unit                             | 50                 |
| Quantity unit                              | PC                 |
| Packaging type                             | Carton             |
| Type of banding                            | Without            |
| Weight per piece (not including packaging) | 30 g               |
| Weight per piece (including packaging)     | 30.3 g             |
| Unit of weight                             | G                  |
| Customs number                             | 85369010           |
| Country of origin                          | QU                 |
| Prio-Article                               | 13552.1            |

---

### Technical data

---

#### Dimensions

|                            |          |
|----------------------------|----------|
| Length                     | 12.5 mm  |
| Length of the pin          | 4.5 mm   |
| Width                      | 195.6 mm |
| Width left                 | 2.5 mm   |
| Width right                | 3.1 mm   |
| Height                     | 12.5 mm  |
| Drill hole diameter        | 1.3 mm   |
| Diameter of connecting pin | 1 mm     |
| Pitch                      | 10 mm    |

#### Ratings

|                       |                     |
|-----------------------|---------------------|
| Rated voltage         | 250 V               |
| Rated current         | 24 A                |
| Rated cross-section   | 1.5 mm <sup>2</sup> |
| Rated impulse voltage | 2 kV                |
| Overvoltage category  | III                 |
| Contamination degree  | 3                   |

### Technical data

#### Connection data

|   |                            |
|---|----------------------------|
| Connection principle                                    | Screw connection           |
| Connection type of PCB                                  | Solder connection          |
| Type of attachment to circuit board                     | Connecting contact         |
| Angle of PCB/wire connection                            | 45°/135° (slanted upwards) |
| No. of poles  | 20                         |
| Number of levels  | 1                          |
| Wire cross-section single-core (rigid) / stranded, min. | 0.14 mm <sup>2</sup>       |
| Wire cross-section single core (rigid)/stranded, max.   | 2.5 mm <sup>2</sup>        |
| Wire cross-section stranded, min.                       | 0.14 mm <sup>2</sup>       |
| Wire cross-section stranded, max.                       | 1.5 mm <sup>2</sup>        |
| Wire cross-section stranded with wire-end ferrules,min. | 0.25 mm <sup>2</sup>       |
| Wire cross-section stranded with wire-end ferrules,max. | 1.5 mm <sup>2</sup>        |
| Wire cross-section AWG, min.                            | 22                         |
| Wire cross-section AWG, max.                            | 12                         |
| Stripping length  | 7 mm                       |
| Screw threading   | M 2,6                      |
| Torque  | 0.4 Nm                     |

#### Materials

|                           |               |
|---------------------------|---------------|
| Insulation housing        | Polyamide 6.6 |
| Flammability class UL 94  | V-0           |
| Working temperature, min. | -30 °C        |
| Working temperature, max. | 105 °C        |
| Clamping element          | Brass         |
| Screws                    | Steel         |
| Soldering lug             | Copper alloy  |

### Technical data

#### Further technical data

|  |                             |
|--|-----------------------------|
| Insulation housing                             | Polyamide 6.6               |
| Flammability class UL 94                       | V-0                         |
| Working temperature, min.                      | -30 °C                      |
| Working temperature, max.                      | 105 °C                      |
| Clamping element                               | Brass                       |
| Screws   | Steel                       |
| Soldering lug                                  | Copper alloy                |
| Storage temperature, min.                      | -40 °C                      |
| Storage temperature, max.                      | 105 °C                      |
| Insulation resistance                          | 1*10 <sup>13</sup> Ohm x cm |
| Creepage-current resistance                    | CTI 600                     |
| Glow wire flammability index GWFI              | GWFI 850                    |
| GWFI after-glow time                           | 30 Sek.                     |
| Glow wire ignition temperature GWIT            | GWIT 775 °C                 |
| GWIT exposure time                             | 5 Sek.                      |
| Connection cycles, in compliance with standard | 5                           |
| Recommended wave soldering temperature         | 265 °C                      |
| Recommended wave soldering duration, min.      | 3 Sek.                      |
| Recommended wave soldering duration, max.      | 4 Sek.                      |

#### Environmental Product Compliance

|                                |            |
|--------------------------------|------------|
| REACH Conform                  | No         |
| REACH Reference date           | 2022-01-17 |
| REACH Candidate Substance Note | No         |
| REACH CAS 1 Substance          | LEAD       |
| REACH CAS 1 Percent minimal    | 0.1 %      |
| REACH CAS 1 Percent maximum    | 4 %        |
| REACH CAS 1 Number             | 7439-92-1  |
| RoHS Conform                   | yes        |
| RoHS Exception rule            | 6c         |

### Approvals

#### cUL Recognized

|  |                |
|--|----------------|
| cUL approval   | C22.2 No 158   |
| cUL Usegroup B: rated voltage                        | 300 V          |
| cUL Usegroup B: rated current                        | 15 A           |
| cUL Usegroup C: rated voltage                        | 300 V          |
| cUL Usegroup C: rated current                        | 15 A           |
| cUL wire cross-section single-core (rigid) AWG, min. | 22             |
| cUL wire cross-section single-core (rigid) AWG, max. | 12             |
| cUL wire cross-section stranded AWG, min.            | 22             |
| cUL wire cross-section stranded AWG, max.            | 12             |
| cUL torque   | 0.400000006 Nm |
| cUL wire material                                    | Cu             |
| cUL Recognized                                       | 1              |

#### UL Recognized

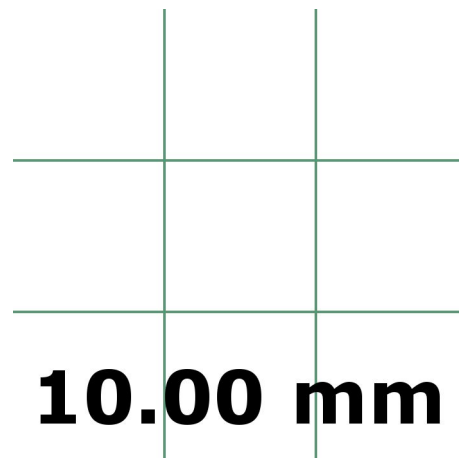
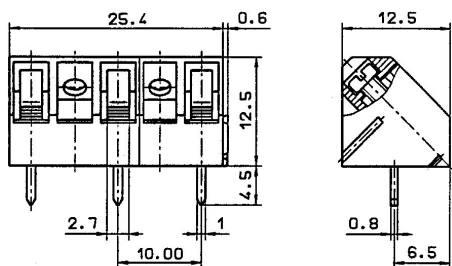
|   |            |
|---|------------|
| UL approval   | UL 1059    |
| UL Usegroup B: rated voltage                        | 300 V      |
| UL Usegroup B: rated current                        | 15 A       |
| UL Usegroup C: rated voltage                        | 300 V      |
| UL Usegroup C: rated current                        | 15 A       |
| UL wire cross-section single-core (rigid) AWG, min. | 22         |
| UL wire cross-section single-core (rigid) AWG, max. | 12         |
| UL wire cross-section stranded AWG, min.            | 22         |
| UL wire cross-section stranded AWG, max.            | 12         |
| UL torque   | 3.54 Lb In |
| UL wire material                                    | Cu         |
| UL factory wiring                                   | 1          |
| UL field wiring                                     | 1          |
| UL Recognized                                       | 1          |

### Approvals

#### VDE approval

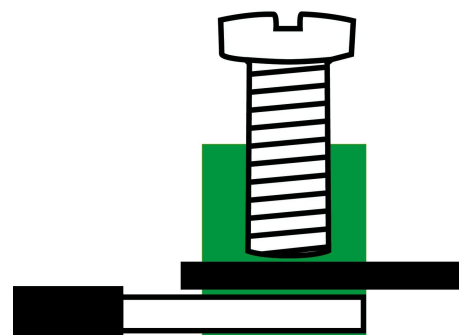
|   |                     |
|---|---------------------|
| VDE approval  | DIN EN 60998        |
| VDE approval granted                                | yes                 |
| VDE rated voltage                                   | 250 V               |
| VDE rated current                                   | 24 A                |
| VDE rated current wire cross-section rigid, max.    | 24 A                |
| VDE rated current wire cross-section stranded, max. | 24 A                |
| VDE rated impulse voltage                           | 2 kV                |
| VDE wire cross-section rigid, min.                  | 0.5 mm <sup>2</sup> |
| VDE wire cross-section rigid, max.                  | 2.5 mm <sup>2</sup> |
| VDE wire cross-section stranded, min.               | 0.5 mm <sup>2</sup> |
| VDE wire cross-section stranded, max.               | 1.5 mm <sup>2</sup> |
| VDE screw threading                                 | M 2,6               |
| VDE torque  | 0.4 Nm              |
| VDE overvoltage category                            | III                 |
| VDE contamination degree                            | 3                   |

### Media



**CRA<sup>®</sup>US**

**M2.6** 



---

### Accessories

---