

Technical data

Connection data

Wire cross-section single-core (rigid) / stranded, AWG max.	000
Wire cross-section single-core (rigid) / stranded, AWG min.	6
Wire cross-section stranded, AWG max.	000
Wire cross-section stranded, AWG min.	6
Wire cross-section stranded with wire-end ferrules, AWG max.	00
Wire cross-section stranded with wire-end ferrules, AWG min.	6
Connection principle	Screw connection
Connection position	Lateral
Connections	2
Number of terminals per level	2
Number of levels	1
Wire cross-section single-core (rigid) / stranded, min.	10 mm ²
Wire cross-section single core (rigid)/stranded, max.	95 mm ²
Wire cross-section stranded, min.	10 mm ²
Wire cross-section stranded, max.	70 mm ²
Wire cross-section stranded with wire-end ferrules, min.	10 mm ²
Wire cross-section stranded with wire-end ferrules, max.	70 mm ²
Wire cross-section AWG, min.	6
Wire cross-section AWG, max.	000
Stripping length	22 mm
Screw head	Inner hex (Allen)
Screw threading	M 8
Tightening torque, min.	6 Nm
Tightening torque, max.	12 Nm

Dimensions

Length	76.5 mm
Width	20.5 mm
Height TS 35/7.5	84 mm

Technical data

Ratings

Rated voltage	1000 V
Rated current	192 A
Current load, max.	232 A
Rated cross-section	70 mm ²
Rated impulse voltage	8 kV
Overvoltage category	III
Contamination degree	3
Maximum power dissipation for nominal condition	6.14 W

Materials

Insulation housing	Polyamide 6.6, Polyamide 6.6
Flammability class UL 94	V-0
Working temperature, min.	-40 °C
Working temperature, max.	120 °C

Further technical data

Mounting type	Mounting rail TS 35/7,5
Gauge plug acc. to EN 60 947-1	B11
Number of cross-connection channels	1
Number of test pick-off options	1

Environmental Product Compliance

REACH Conform	yes
REACH Reference date	2022-06-10
REACH Candidate Substance Note	No
RoHS Conform	yes

Approvals

Standards and regulations

EAC approval	TR ZU 004/2011
--------------	----------------

EAC approval granted	yes
----------------------	-----

cUL Recognized

cUL approval	C22.2 No 158
--------------	--------------

cUL Usegroup B: rated voltage	600 V
-------------------------------	-------

cUL Usegroup B: rated current	205 A
-------------------------------	-------

cUL Usegroup C: rated voltage	600 V
-------------------------------	-------

cUL Usegroup D: rated voltage	600 V
-------------------------------	-------

cUL Usegroup D: rated current	205 A
-------------------------------	-------

cUL Usegroup E: rated voltage	1000 V
-------------------------------	--------

cUL Usegroup E: rated current	205 A
-------------------------------	-------

cUL wire cross-section single-core (rigid) AWG, min.	6
--	---

cUL wire cross-section single-core (rigid) AWG, max.	3/0
--	-----

cUL wire cross-section stranded AWG, min.	6
---	---

cUL wire cross-section stranded AWG, max.	3/0
---	-----

cUL torque, min.	6 Nm
------------------	------

cUL torque, max.	12 Nm
------------------	-------

cUL wire material	Cu
-------------------	----

cUL Recognized	1
----------------	---

KEMA KEUR approval

KEMA KEUR approval	EN 60947-7-1:2009
--------------------	-------------------

KEMA KEUR approval granted	yes
----------------------------	-----

KEMA rated voltage	1000 V
--------------------	--------

KEMA rated current	192 A
--------------------	-------

KEMA rated impulse voltage	8 kV
----------------------------	------

KEMA wire cross-section single core (rigid), min.	10 mm ²
---	--------------------

KEMA wire cross-section single-core (rigid), max.	95 mm ²
---	--------------------

KEMA wire cross-section stranded, min.	10 mm ²
--	--------------------

KEMA wire cross-section stranded, max.	95 mm ²
--	--------------------

KEMA torque, min.	6 Nm
-------------------	------

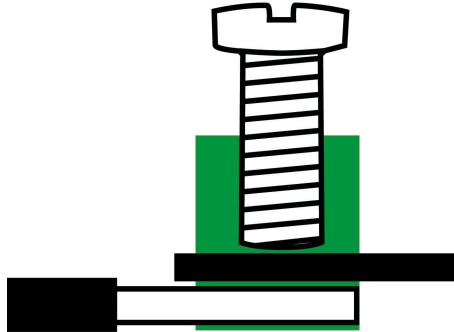
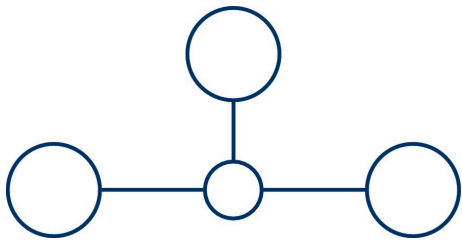
KEMA torque, max.	12 Nm
-------------------	-------

Approvals

UL Recognized

UL approval	UL 1059
UL Usegroup B: rated voltage	600 V
UL Usegroup B: rated current	205 A
UL Usegroup C: rated voltage	600 V
UL Usegroup C: rated current	205 A
UL Usegroup D: rated voltage	600 V
UL Usegroup D: rated current	205 A
UL Usegroup E: rated voltage	1000 V
UL Usegroup E: rated current	205 A
UL wire cross-section single-core (rigid) AWG, min.	6
UL wire cross-section single-core (rigid) AWG, max.	3/0
UL wire cross-section stranded AWG, min.	6
UL wire cross-section stranded AWG, max.	3/0
UL torque, min.	53.1 Lb In.
UL torque, max.	106.2 Lb In.
UL wire material	Cu
UL factory wiring	1
UL field wiring	1
UL Recognized	1

Media



EAC

M8



Accessories

Cover

Cover, Length: 55.5 mm, Width: 20 mm, Colour: Yellow



Article number	Article name	GTIN (EAN)	Packaging unit
<u>17285.8</u>	SAD 1/20/B YE	4044211205546	10 ST

Cover, Length: 55.5 mm, Width: 20 mm, Colour: White



Article number	Article name	GTIN (EAN)	Packaging unit
<u>17286.7</u>	SAD 1/20/B WH	4044211205553	10 ST

Measurement pick-off terminal

Measurement pick-off terminal, Screw connection, Mounting type: On base, Rated cross-section: 10 mm², Width: 10 mm, Colour: Beige



Article number	Article name	GTIN (EAN)	Packaging unit
<u>1121.2</u>	MAG 50 BG	4044211080914	10 ST

Inlay profile

Inlay plate, Colour: natural



Article number	Article name	GTIN (EAN)	Packaging unit
<u>2274.0</u>	EP 50	4044211050818	10 ST

Allen key socket wrench

Inner hex key with bare blade



Article number	Article name	GTIN (EAN)	Packaging unit
<u>2772.0</u>	ISKS 6	4044211055028	1 ST


Cross-connector

17161.2 SRK 70/2A BG




Cross-connector, No. of poles: 4, Mounting type: Can be screwed on, Width: 75.3 mm, Rated cross-section: 70 mm², Colour: natural

Article number	Article name	GTIN (EAN)	Packaging unit
<u>17267.0</u>	SQ 70/4	4044211186869	10 ST



Cross-connector, No. of poles: 2, Mounting type: Can be screwed on, Width: 34.3 mm, Rated cross-section: 70 mm², Colour: natural


Article number	Article name	GTIN (EAN)	Packaging unit
<u>17265.0</u>	SQ 70/2	4044211186845	10 ST



Cross-connector, No. of poles: 3, Mounting type: Can be screwed on, Width: 54.8 mm, Rated cross-section: 70 mm², Colour: natural

Article number	Article name	GTIN (EAN)	Packaging unit
<u>17266.0</u>	SQ 70/3	4044211186852	10 ST

Quick marking



Terminal marker / Pocket Maxicard, Length: 5 mm, Width: 8 mm, Colour: White

Article number	Article name	GTIN (EAN)	Packaging unit
<u>9323.7</u>	PMC SB 8/40 WH	4044211129231	400 ST