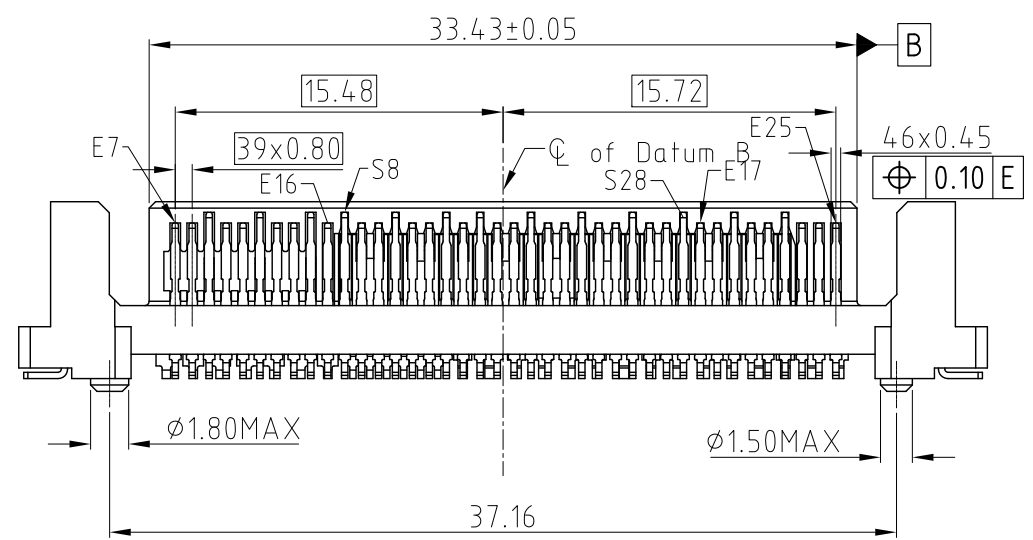
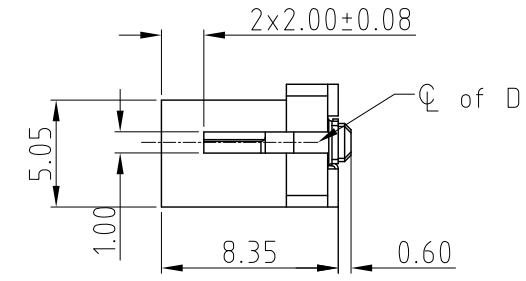
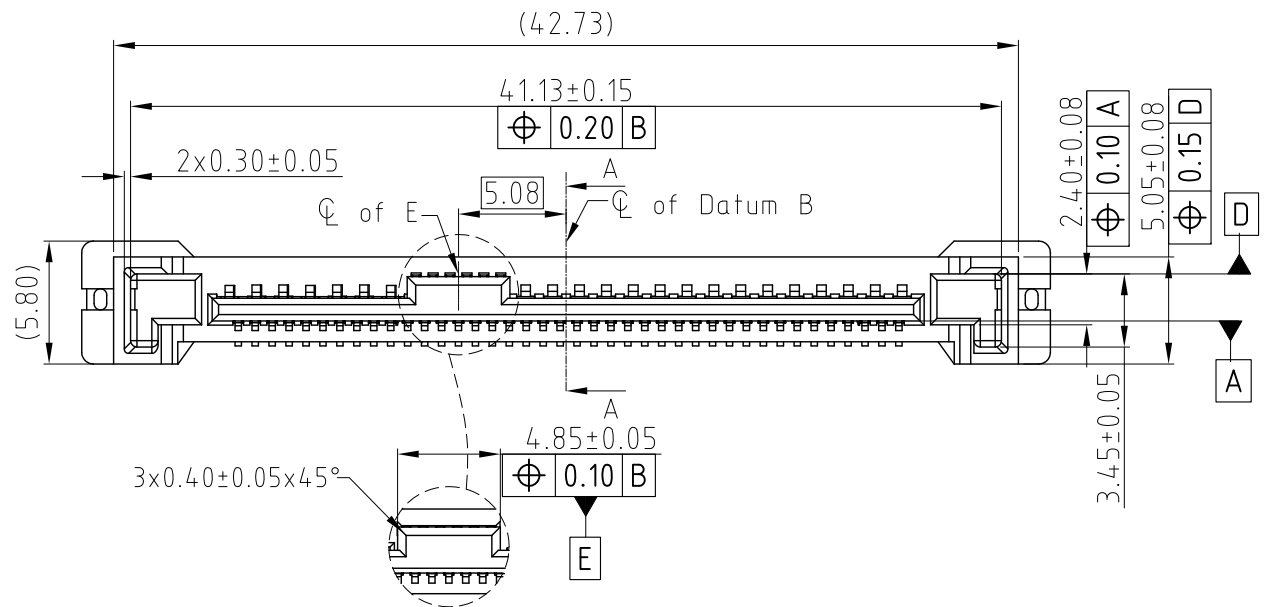
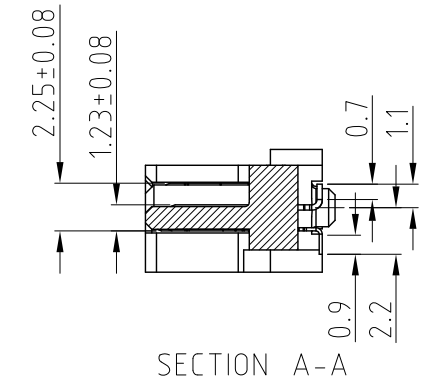
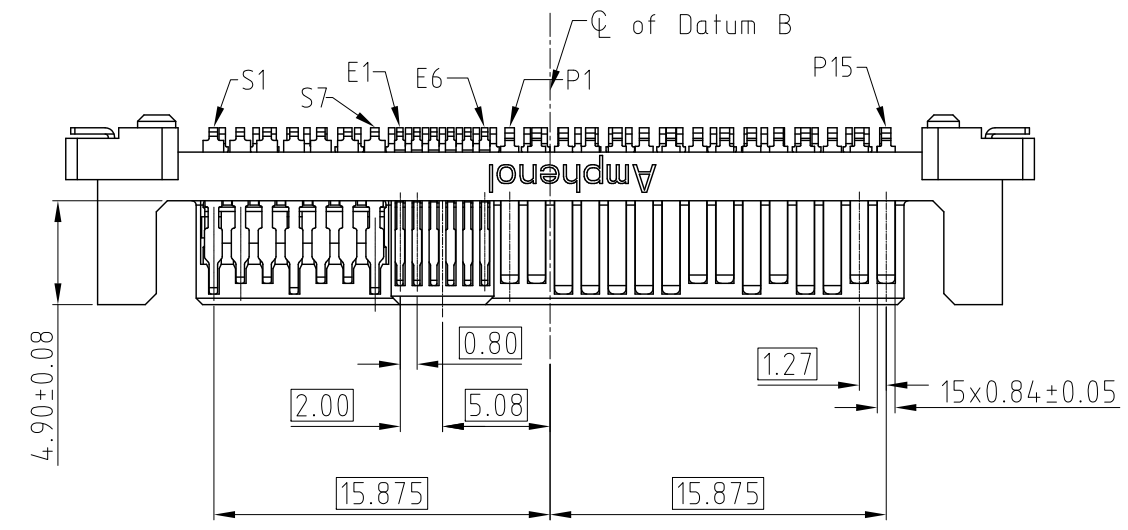


This document is the property of Amphenol Corporation and is delivered on the express condition that it is not to be disclosed, reproduced or used, in whole or in part, for manufacture or sale by anyone other than Amphenol Corporation without its prior consent, & that no right is granted to disclose or to use any information in this document.

REVISIONS

SYM	ECN	DESCRIPTION	DATE	APPROVED
1	HK---	FIRST RELEASE	03/15/18	IP



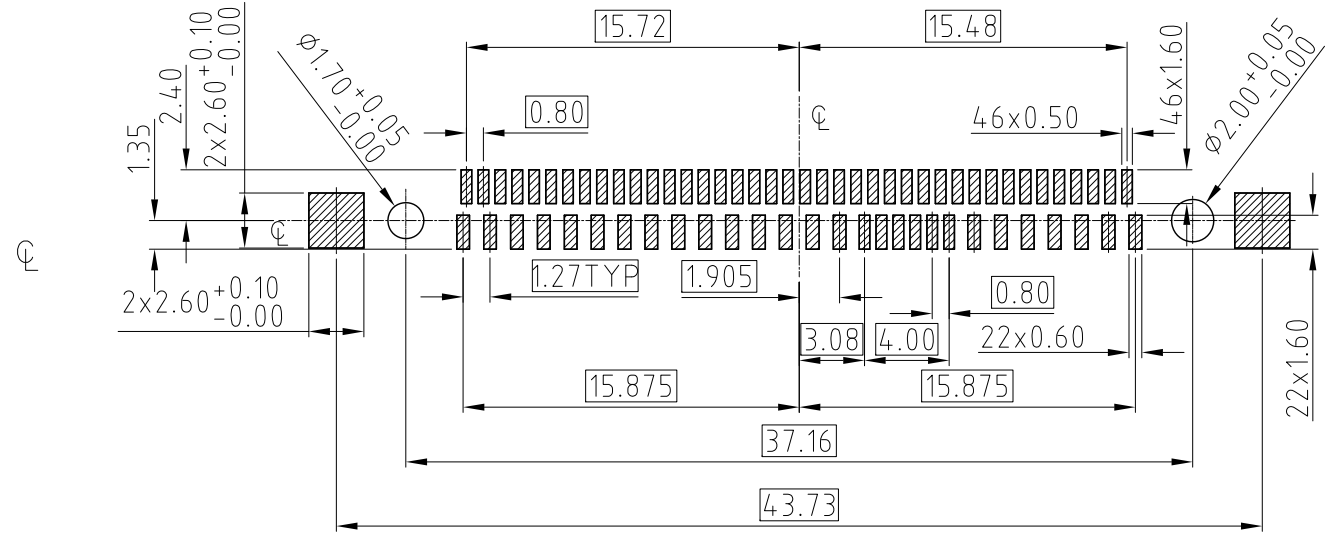
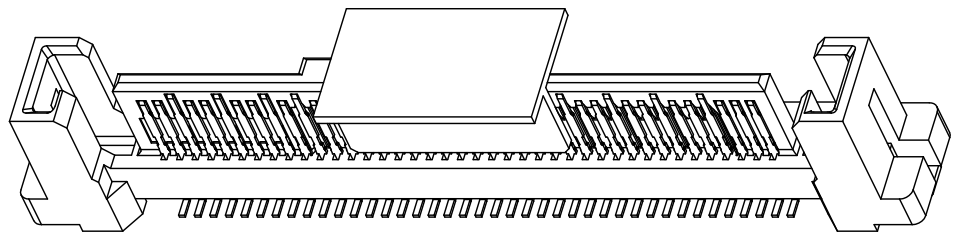
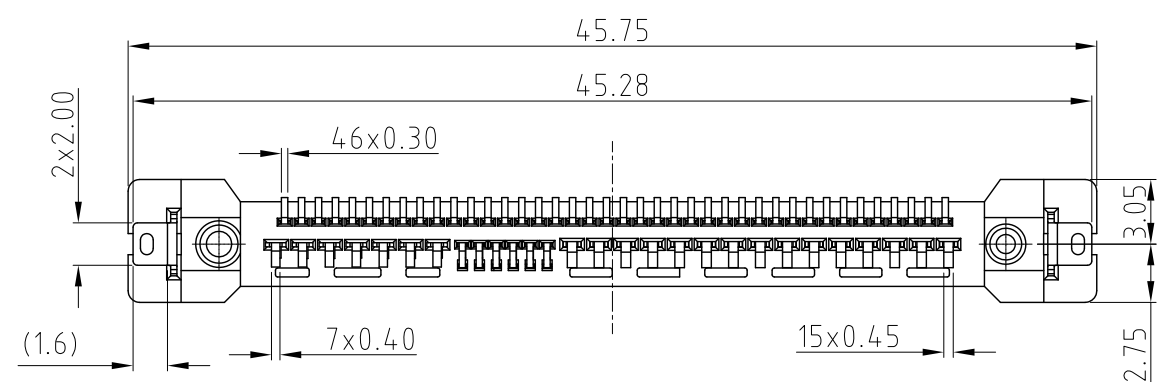
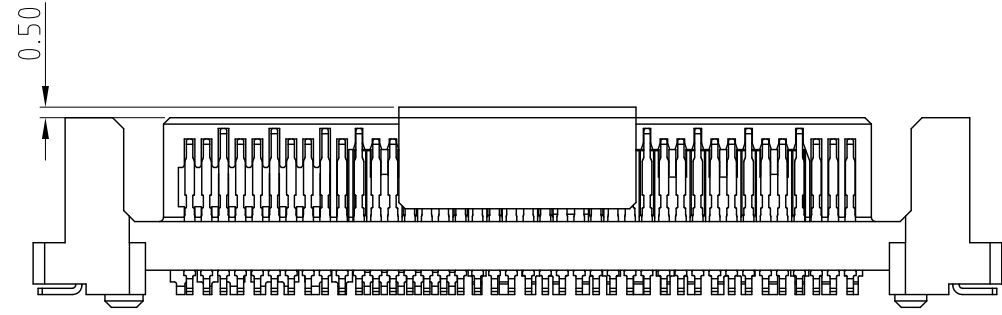
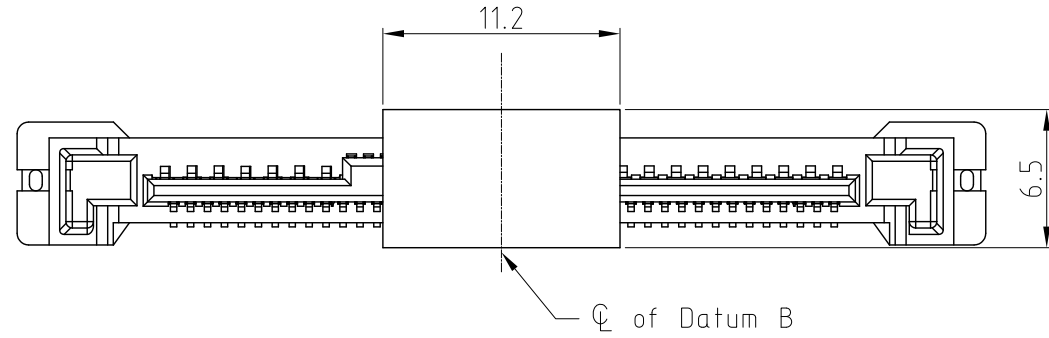
CUSTOMER DRAWING

UNLESS OTHERWISE SPECIFIED TOLERANCES U.S. METRIC .X +/- 0.20 .XX +/- 0.20 .XXX +/- 0.20 FRACTIONS +/- 3" ANGLES +/- FOR MATERIALS AND FINISHES SEE NOTES REMOVE SHARP EDGES DIMENSIONS U.S. INCHES (METRIC) (MM)	APPROVAL DRAWN Evan.Dai CHECKED CHECKED	DATE 03/15/18	Amphenol Amphenol East Asia Limited TITLE Customer Drawing For PCIe/SAS V/T SMT Plug Connector SIZE DRAWING NO. REV. A3 PSAS4M313006XXX 1 SCALE NONE SHEET 1 OF 2
	DRAWING FILE : Drawing/PSAS/PSAS4M313006XXX-1		
	ANGLE OF PROJECTION 		
	DIMENSIONS U.S. INCHES (METRIC) (MM)		

This document is the property of Amphenol Corporation and is delivered on the express condition that it is not to be disclosed, reproduced or used, in whole or in part, for manufacture or sale by anyone other than Amphenol Corporation without its prior consent, & that no right is granted to disclose or to use any information in this document.

REVISIONS

SYM	ECN	DESCRIPTION	DATE	APPROVED
		REFER TO SHEET 1		



RECOMMENDED PCB LAYOUT

- NOTES:
- Material:
 - housing: High temperature thermoplastic UL94V-0, color: black.
 - Contact: Brass
 - Plating: Refer to P/N system on mating area.
 - 1.27um MIN Nickel underplate overall.
 - 2.54um MIN matte pure Tin on solder tail.
 - Solder tabs: Brass,
 - 2.54um MIN tin plating over 1.27um Min Nickel underplated.
 - Electrical specification:
 - 2.1 Current rating: 1.5A.
 - 2.2 Contact resistance: 30mΩ MAX.
 - 2.3 Insulator resistance: 1000MΩ MIN.
 - 2.4 Dielectric withstanding voltage: 500 VAC
 - 2.5 Operation temperature: -0°C~+55°C
 - 2.6 Contact characteristic impedance: 85 Ohm(0.80Pitch)/100 Ohm(1.27Pitch)
 - Dimensioning shall be interpreted per ASME Y14.5M 1994
 - Material should be fulfilled Amphenol SPEC.# S-SN-002, for halogen free products, also need to meet S-SN-004
 - Order p/n system:: PSAS4M313006XXX

MATING AREA PLATING ——— PACKING STYLE
 1- 0.76um MIN Au. NIL- TRAY
 2- 0.38um MIN Au. TR- TAPE AND REEL
 3- Gold FLASH



CUSTOMER DRAWING

UNLESS OTHERWISE SPECIFIED TOLERANCES U.S. METRIC .X +/- 0.20 .XX +/- 0.20 .XXX +/- 0.20 FRACTIONS +/- 3" ANGLES +/- FOR MATERIALS AND FINISHES SEE NOTES REMOVE SHARP EDGES DIMENSIONS U.S. INCHES (METRIC) (MM)	APPROVAL DRAWN Evan.Dai CHECKED CHECKED	DATE 03/15/18	Amphenol Amphenol East Asia Limited TITLE Customer Drawing For PCIe/SAS V/T SMT Plug Connector SIZE DRAWING NO. REV. A3 PSAS4M313006XXX 1 SCALE NONE SHEET 2 OF 2
	DRAWING FILE : Drawing/PSAS/PSAS4M313006XXX-1		
	ANGLE OF PROJECTION 		