
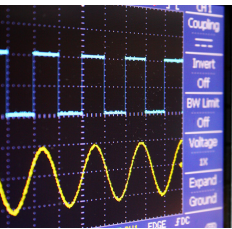


The Ultimate in Performance MMICs



DC-65GHz

Broadband Amplifiers & Modules

Low-Noise Amplifiers

Prescalers & Frequency Detectors

Attenuators

MMIC Selection Guide

Microsemi's portfolio of MMIC products targets a broad range of applications including those in electronic warfare, radars, instrumentation (test and measurement) and microwave communications. The portfolio comprises broadband amplifiers (both power and low-noise), amplifier modules, prescalers, attenuators and switches spanning DC to 65GHz based on high-performance process technologies. Microsemi offers a large number of distributed amplifier products including industry-leading MMICs. Microsemi's prescalers combine higher frequency operation, the flexibility to divide by a large number of ratios and very good residual phase noise.

Broadband Amplifiers

Function	Frequency (GHz)	P _{1dB} (dBm)	Gain (dB)	OIP3 (dBm)	NF (dB)	Bias	Package	Part Number
Wideband Amp	DC-14	7.0-18.0 ¹	13.0	17.0-29.0 ¹	2.6 @ 10GHz	4V, 15-80mA ¹	Die	MMA015AA
Wideband Amp	DC-15	7.0-18.0 ¹	14.0	17.0-29.0 ¹	2.6 @ 10GHz	4V, 15-80mA ¹	Die	MMA016AA
Wideband LNA	DC-30	14.0-17.0	17.0	-	-	5V, 150mA	Die	MMA022AA
Wideband Amp	DC-30	18.0-24.0	17.0	-	3.0 @ 10GHz	8V, 250mA	Die	MMA023AA
Wideband Amp	DC-30	21.0	10.0	-	5.5 @ 20GHz	8V, 250mA	Die	MMA024AA
Wideband LNA	DC-30	14.0-17.0	17.0	-	1.9 @ 15GHz	5V, 150mA	Die	MMA025AA
Wideband LNA	DC-30	18.0-20.0	10.5	-	4.5 @ 20GHz	7V, 150mA	Die	MMA026AA
Wideband Amp	DC-30	14.0	11.0	-	2.5 @ 20GHz	4.5V, 85mA	Die	MMA027AA
Wideband Amp	DC-35	15.0-19.0	19.0	-	-	5V, 180mA	7x7 QFN ²	UAS3LK
Wideband Amp	DC-45	15.0-21.0	11.0	-	4.5 @ 20GHz	7V, 150mA	Die	MMA029AA
Wideband LNA	DC-45	11.5-14.0	11.5	-	2.5 @ 20GHz	4.5V, 85mA	Die	MMA030AA
Wideband Amp	DC-45	21.0	10.0	-	5.5 @ 20GHz	8V, 250mA	Die	MMA031AA
Wideband Amp	DC-45	17.0-21.0	10.5	-	5.5 @ 20GHz	8V, 250mA	Die	MMA032AA
Wideband Amp	DC-45	13.0-15.5	11.0	-	3.0 @ 20GHz	7V, 85mA	Die	MMA033AA
Wideband Amp	DC-65	17.0-21.0	10.5	-	5.5 @ 20GHz	8V, 250mA	Die	MMA034AA
Wideband Amp	DC-65	15.0-21.0	11.0	-	4.5 @ 20GHz	7V, 150mA	Die	MMA035AA
Wideband LNA	DC-65	11.0-14.0	11.0	-	2.3 @ 20GHz	4.5V, 85mA	Die	MMA036AA
Wideband Amp	2-16	5.5-18.5 ¹	11.5	13.5-26.5 ¹	-	4V, 23-95mA ¹	Die	MMA017AA
Wideband Amp	5-18	17.5	13.0	-	6.5 @ 10GHz	5V, 130mA	3x3 QFN	UA5M15MP
Wideband Amp	5-20	17.5	15.5	-	5.5 @ 10GHz	5V, 135mA	Die	MMA021AA

¹ Power can be selected by choosing on-chip source resistor.

² Hermetic package

Prescalers & Frequency Detectors

Frequency (GHz)	Function	Pout (dBm)	10kHz SSB Noise (dBc/Hz)	Pdiss (W)	Package	Part Number
DC-14	/8 to /511, all integers	+4	-147	1.10	6x6 QFN	UXN14M9P
DC-15	/1 to $(2^{32}-1)$	+4	-150	0.30-0.80	4x4 Ceramic	UXN14M32K
DC-15	/2/4/8 or /4/5/6/7/8/9	+5	-153	0.60	4x4 QFN	UXM15P
DC-20	/2/4/8	+5	-153	0.50	4x4 QFN	UXC20P
DC-20	/1/2/4/8	+5	-153	0.43	4x4 QFN	UXD20P
DC-26.5	/1/2/4/8	+5	-153	0.43	4x4 Ceramic	UXD20K
0.05-15	/2 to 2^{20}	-4	-153	1.40	6x6 QFN	MX1DS10P
0.5-40	/1 to /127 Programmable, all integers	+2	-153	0.75	4x4 Ceramic	UXN40M7K
DC-40	8GHz Phase Frequency Detector w/Dual 40GHz Prescalers	0.4Vp-p	-153	1.32	6x6 Ceramic	PFD1K

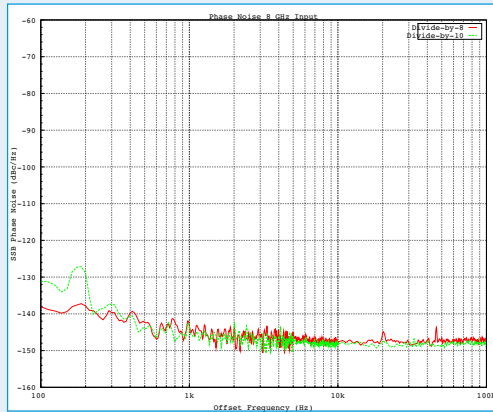
Voltage Variable Attenuators

Function	Frequency (GHz)	Insertion Loss (dB)	Dynamic Range (dB)	Return Loss (dB)	Input P1dB (dBm)	Package	Part Number
Analog VVA	DC-40	<3	17	>8	>8	Die	MMS005AA
Analog VVA	DC-50	<5	27	>12	>3	Die	MMS004AA

The Ultimate in Performance MMICs

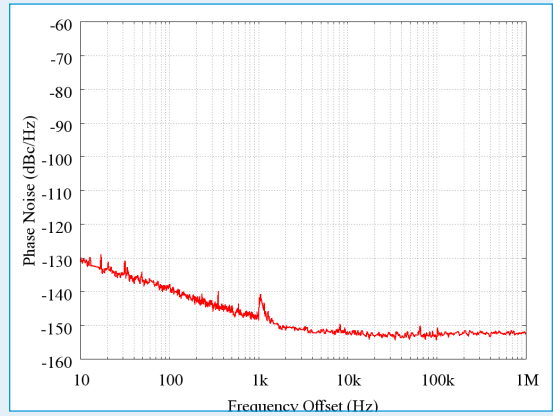
UXN14M32K

/1 to $/(2^{32}-1)$ DC-15GHz
Prescaler



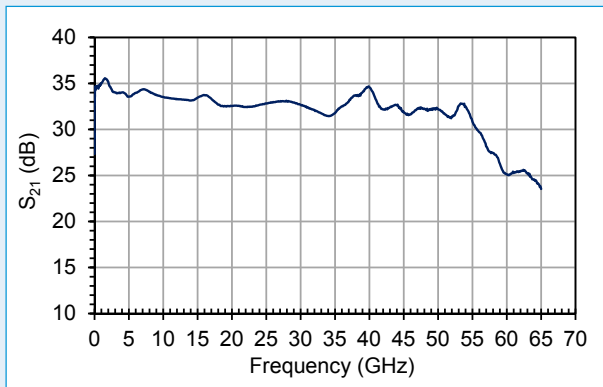

UXD20K

/1/2/4/8 DC-26.5GHz
Prescaler



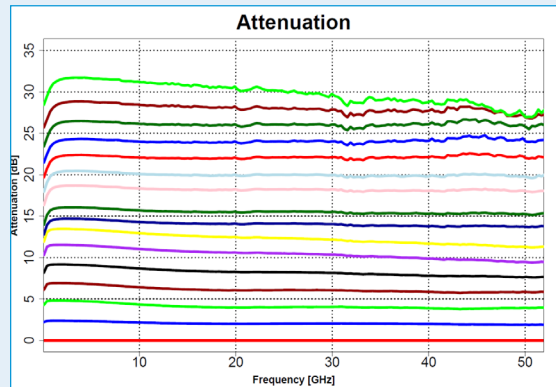
UA0L65VM

DC-65GHz Wideband
Amplifier Module



MMS004AA

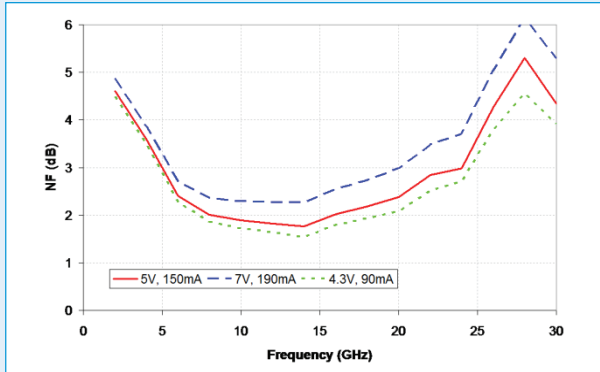
DC-50GHz Voltage
Variable Attenuator



The Ultimate in Performance MMICs

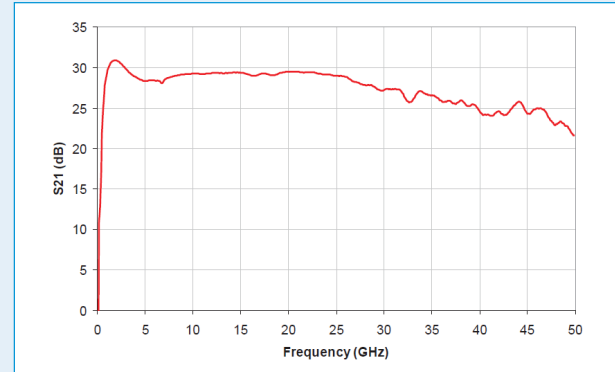

MMA025AA

DC-30GHz
Wideband LNA



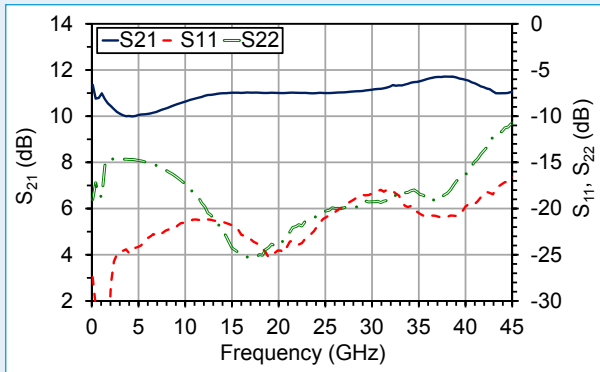
UA2V50HM

2-50GHz High Gain
Power Amplifier Module



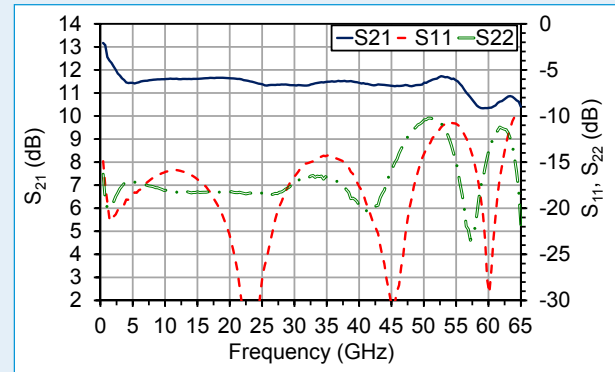
MMA029AA

DC-45GHz 11dB Gain
Wideband Amplifier



MMA036AA

DC-65GHz 11dB Gain
Wideband Amplifier




MMIC Selection Guide


Wideband Amplifier Modules

Frequency (GHz)	Psat (dBm)	Gain (dB)	Flatness (dB)	NF (dB)	Bias	Connector ¹	Part Number
0.0001-30	23	33	±2	4.5 @ 15GHz	7V, 475mA	2.92 mm "K"	UA0L30VM
0.0001-65	22	23-35	-	5.2 @ 30GHz	7V, 475mA	2.4 mm	UA0L65VM
0.01-50	22-30	25	±3	10.0 @ 30GHz	7V, 1800mA	2.4 mm	UA0U50HM
2-50	22-30	23-30	±4	10.5 @ 30GHz	7V, 1800mA	2.4 mm	UA2V50HM
2-50	22-30	18	±4.5	-	6V, 1600mA	2.4 mm	UA2V50LM


¹Contact sales for additional connector options and bias board information.




UA0L30VM




UA0L65VM



UA0U50HM



UA2V50HM



UA2V50LM



Microsemi Corporate Headquarters
 One Enterprise, Aliso Viejo, CA 92656 USA
 Within the USA: +1 (800) 713-4113
 Outside the USA: +1 (949) 380-6100
 Sales: +1 (949) 380-6136
 Fax: +1 (949) 215-4996
 email: sales.support@microsemi.com
 www.microsemi.com

©2016 Microsemi Corporation. All rights reserved. Microsemi and the Microsemi logo are registered trademarks of Microsemi Corporation. All other trademarks and service marks are the property of their respective owners.

Microsemi Corporation (Nasdaq: MSCC) offers a comprehensive portfolio of semiconductor and system solutions for communications, defense and security, aerospace, and industrial markets. Products include high-performance and radiation-hardened analog mixed-signal integrated circuits, FPGAs, SoCs, and ASICs; power management products; timing and synchronization devices and precise time solutions; voice processing devices; RF solutions; discrete components; enterprise storage and communications solutions, security technologies, and scalable anti-tamper products; Ethernet solutions; Power-over-Ethernet ICs and midspans; custom design capabilities and services. Microsemi is headquartered in Aliso Viejo, California, and has approximately 4,800 employees worldwide. Learn more at www.microsemi.com.

Microsemi makes no warranty, representation, or guarantee regarding the information contained herein or the suitability of its products and services for any particular purpose, nor does Microsemi assume any liability whatsoever arising out of the application or use of any product or circuit. The products sold hereunder and any other products sold by Microsemi have been subject to limited testing and should not be used in conjunction with mission-critical equipment or applications. Any performance specifications are believed to be reliable but are not verified, and Buyer must conduct and complete all performance and other testing of the products, alone and together with, or installed in, any end-products. Buyer shall not rely on any data and performance specifications or parameters provided by Microsemi. It is the Buyer's responsibility to independently determine suitability of any products and to test and verify the same. The information provided by Microsemi hereunder is provided "as is, where is" and with all faults, and the entire risk associated with such information is entirely with the Buyer. Microsemi does not grant, explicitly or implicitly, to any party any patent rights, licenses, or any other IP rights, whether with regard to such information itself or anything described by such information. Information provided in this document is proprietary to Microsemi, and Microsemi reserves the right to make any changes to the information in this document or to any products and services at any time without notice.