

# N-Channel JFET

-25 V, 20 to 40 mA, 40 mS, Dual

## NSVJ6904DSB6

The NSVJ6904DSB6 is a composite type of JFET designed for compact size and high efficiency which can achieve high gain performance. This AEC-Q101 qualified and PPAP capable device is suited for automotive applications.

### Features

- Large  $|y_{fs}|$
- Small Ciss
- Ultralow Noise Figure
- CPH6 Package is Pin-Compatible with SC-74
- AEC-Q101 Qualified and PPAP Capable
- Mounting Area is Greatly Reduced by Incorporating Two JFETs of the NSVJ3910SB3 in One Package of CPH6 Compared with Using Two Separate Packages

### Typical Applications

- AM Tuner RF Amplification
- Low Noise Amplifier

### Specifications

#### ABSOLUTE MAXIMUM RATINGS ( $T_a = 25^\circ\text{C}$ )

Parameter	Symbol	Value	Unit
Drain to Source Voltage	$V_{DSX}$	25	V
Gate to Drain Voltage	$V_{GDS}$	-25	V
Gate Current	$I_G$	10	mA
Drain Current	$I_D$	50	mA
Allowable Power Dissipation 1 unit	$P_D$	400	mW
Total Power Dissipation	$P_T$	700	mW
Operating Junction and Storage Temperature	$T_J, T_{Stg}$	-55 to +150	$^\circ\text{C}$

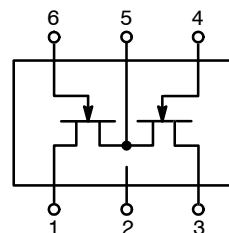
Stresses exceeding those listed in the Maximum Ratings table may damage the device. If any of these limits are exceeded, device functionality should not be assumed, damage may occur and reliability may be affected.



ON Semiconductor®

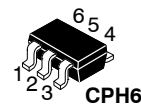
[www.onsemi.com](http://www.onsemi.com)

### ELECTRICAL CONNECTION N-Channel

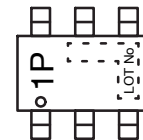


- 1 : Drain 1
- 2 : NC
- 3 : Drain 2
- 4 : Gate 2
- 5 : Source 1 / Source 2
- 6 : Gate 1

### MARKING DIAGRAM



CASE 318BD



### ORDERING INFORMATION

See detailed ordering, marking and shipping information in the package dimensions section on page 4 of this data sheet.

# NSVJ6904DSB6

## ELECTRICAL CHARACTERISTICS ( $T_J = 25^\circ\text{C}$ , (Note 1))

Characteristic	Symbol	Conditions	Min	Typ	Max	Unit
Gate to Drain Breakdown Voltage	$V_{(BR)GDS}$	$I_G = -10 \mu\text{A}$ , $V_{DS} = 0 \text{ V}$	-25	-	-	V
Gate to Source Leakage Current	$I_{GSS}$	$V_{GS} = -10 \text{ V}$ , $V_{DS} = 0 \text{ V}$	-	-	-1.0	nA
Cutoff Voltage	$V_{GS(off)}$	$V_{DS} = 5 \text{ V}$ , $I_D = 100 \mu\text{A}$	-0.6	-1.2	-1.8	V
Zero-Gate Voltage Drain Current	$I_{DSS}$	$V_{DS} = 5 \text{ V}$ , $V_{GS} = 0 \text{ V}$	20	-	40	mA
Forward Transfer Admittance	$ y_{fs} $	$V_{DS} = 5 \text{ V}$ , $V_{GS} = 0 \text{ V}$ , $f = 1 \text{ kHz}$	30	40	-	mS
Input Capacitance	$C_{iss}$	$V_{DS} = 5 \text{ V}$ , $V_{GS} = 0 \text{ V}$ , $f = 1 \text{ MHz}$	-	6.0	-	pF
Reverse Transfer Capacitance	$C_{rss}$		-	2.3	-	pF
Noise Figure	NF	$V_{DS} = 5 \text{ V}$ , $V_{GS} = 0 \text{ V}$ , $f = 100 \text{ MHz}$	-	2.1	2.8	dB

Product parametric performance is indicated in the Electrical Characteristics for the listed test conditions, unless otherwise noted. Product performance may not be indicated by the Electrical Characteristics if operated under different conditions.

1. The specifications shown above are for each individual JFET.

CHARACTERISTICS

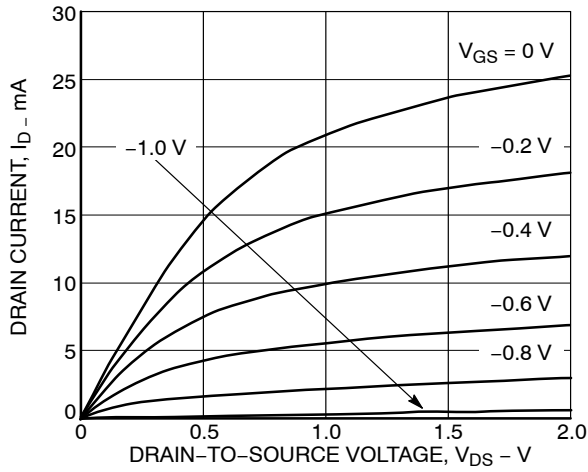


Figure 1.  $I_D - V_{DS}$

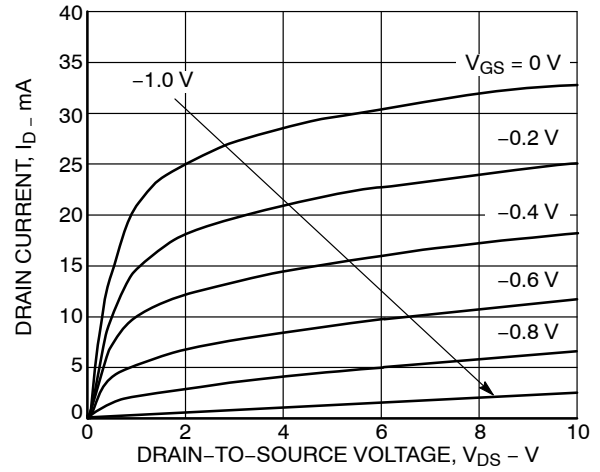


Figure 2.  $I_D - V_{DS}$

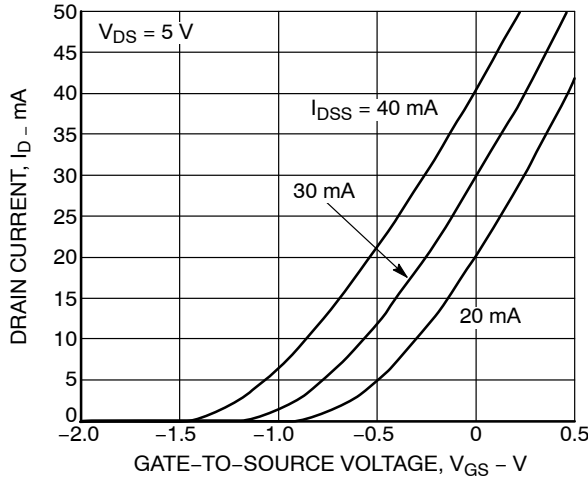


Figure 3.  $I_D - V_{GS}$

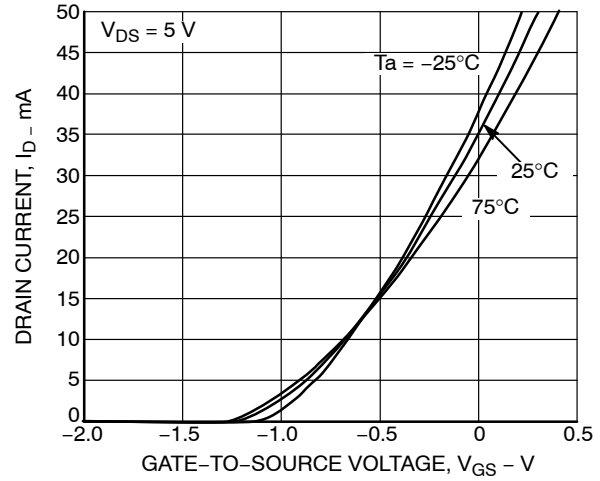


Figure 4.  $I_D - V_{GS}$

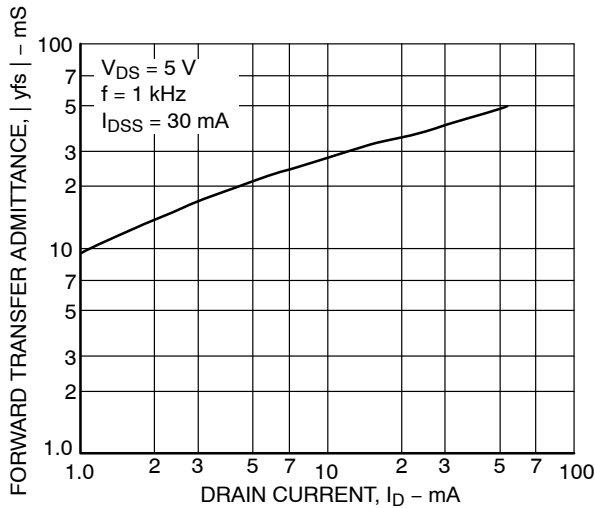


Figure 5.  $|y_{fs}| - I_D$

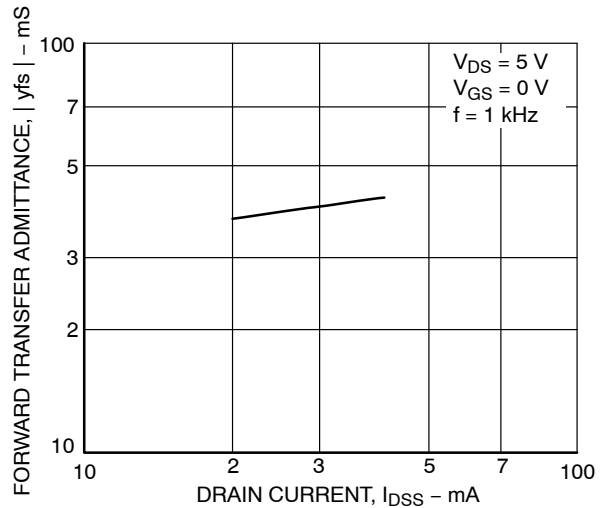


Figure 6.  $|y_{fs}| - I_{DSS}$

# NSVJ6904DSB6

## CHARACTERISTICS

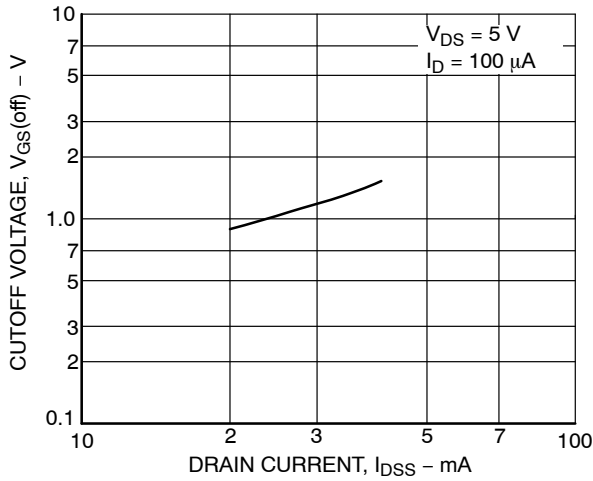


Figure 7.  $V_{GS(off)} - I_{DSS}$

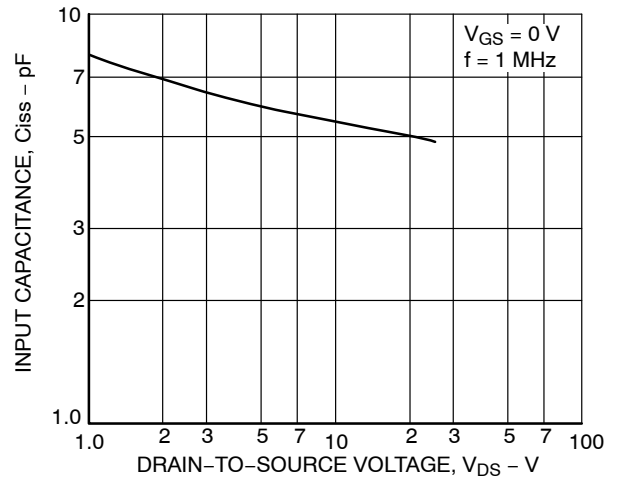


Figure 8.  $C_{iss} - V_{GS}$

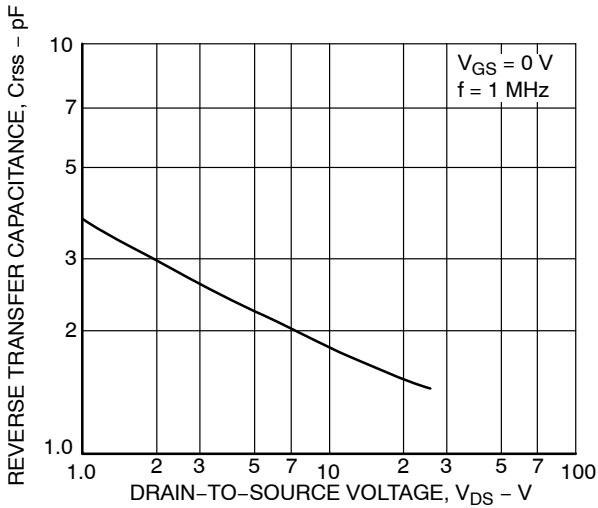


Figure 9.  $C_{rss} - V_{DS}$

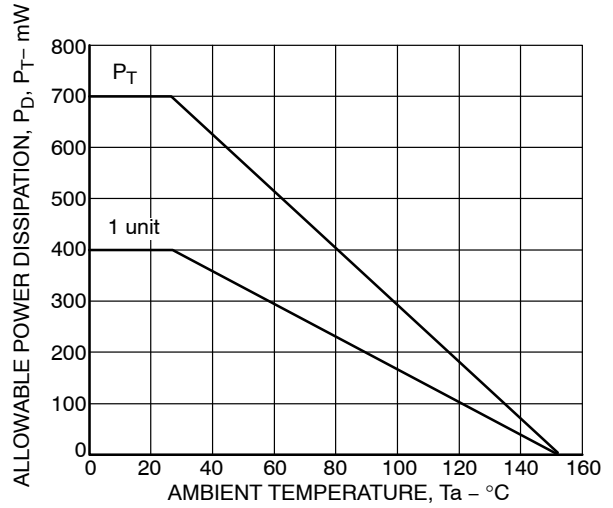


Figure 10.  $P_D, P_T - T_a$

## ORDERING INFORMATION

Device Order Number	Specific Device Marking	Package Type	Shipping <sup>†</sup>
NSVJ6904DSB6T1G	1P	CPH6 (Pb-Free / Halogen Free)	3,000 / Tape & Reel

<sup>†</sup>For information on tape and reel specifications, including part orientation and tape sizes, please refer to our Tape and Reel Packaging Specifications Brochure, BRD8011/D.



ON Semiconductor and  are trademarks of Semiconductor Components Industries, LLC dba ON Semiconductor or its subsidiaries in the United States and/or other countries. ON Semiconductor owns the rights to a number of patents, trademarks, copyrights, trade secrets, and other intellectual property. A listing of ON Semiconductor's product/patent coverage may be accessed at [www.onsemi.com/site/pdf/Patent-Marking.pdf](http://www.onsemi.com/site/pdf/Patent-Marking.pdf). ON Semiconductor reserves the right to make changes without further notice to any products herein. ON Semiconductor makes no warranty, representation or guarantee regarding the suitability of its products for any particular purpose, nor does ON Semiconductor assume any liability arising out of the application or use of any product or circuit, and specifically disclaims any and all liability, including without limitation special, consequential or incidental damages. Buyer is responsible for its products and applications using ON Semiconductor products, including compliance with all laws, regulations and safety requirements or standards, regardless of any support or applications information provided by ON Semiconductor. "Typical" parameters which may be provided in ON Semiconductor data sheets and/or specifications can and do vary in different applications and actual performance may vary over time. All operating parameters, including "Typicals" must be validated for each customer application by customer's technical experts. ON Semiconductor does not convey any license under its patent rights nor the rights of others. ON Semiconductor products are not designed, intended, or authorized for use as a critical component in life support systems or any FDA Class 3 medical devices or medical devices with a same or similar classification in a foreign jurisdiction or any devices intended for implantation in the human body. Should Buyer purchase or use ON Semiconductor products for any such unintended or unauthorized application, Buyer shall indemnify and hold ON Semiconductor and its officers, employees, subsidiaries, affiliates, and distributors harmless against all claims, costs, damages, and expenses, and reasonable attorney fees arising out of, directly or indirectly, any claim of personal injury or death associated with such unintended or unauthorized use, even if such claim alleges that ON Semiconductor was negligent regarding the design or manufacture of the part. ON Semiconductor is an Equal Opportunity/Affirmative Action Employer. This literature is subject to all applicable copyright laws and is not for resale in any manner.

## PUBLICATION ORDERING INFORMATION

### LITERATURE FULFILLMENT:

Email Requests to: [orderlit@onsemi.com](mailto:orderlit@onsemi.com)

ON Semiconductor Website: [www.onsemi.com](http://www.onsemi.com)

### TECHNICAL SUPPORT

North American Technical Support:  
Voice Mail: 1 800-282-9855 Toll Free USA/Canada  
Phone: 011 421 33 790 2910

### Europe, Middle East and Africa Technical Support:

Phone: 00421 33 790 2910

For additional information, please contact your local Sales Representative