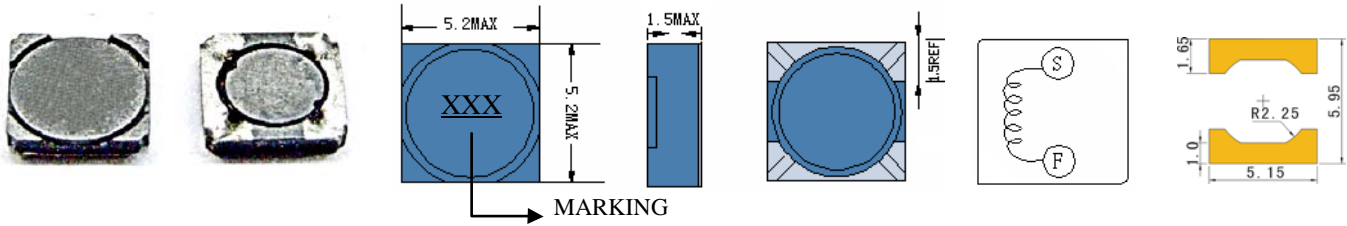


SCMS5D14

SMD POWER INDUCTORS



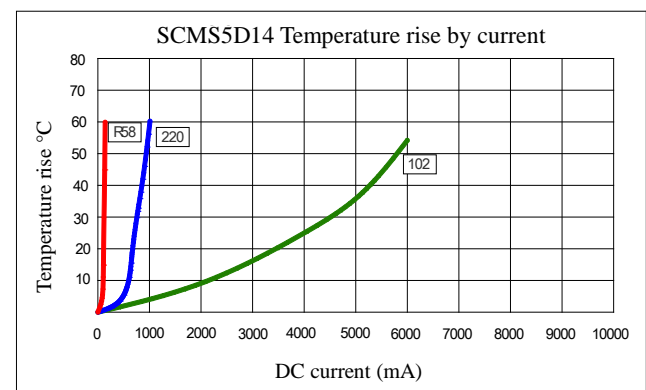
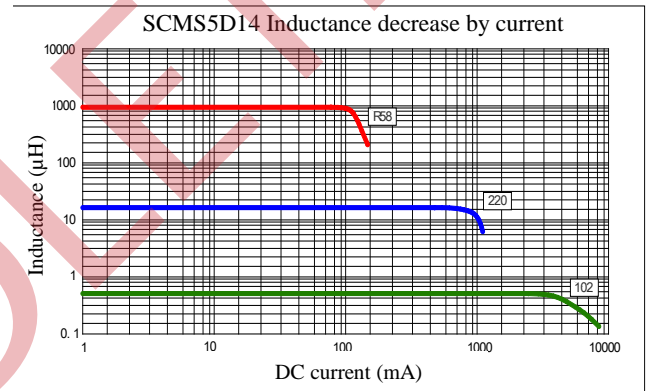
• Features

1. Magnetically shielded construction – Low EMI
2. Excellent Power Density
3. Engineered to Provide High Efficiency
4. High Inductance, Wide Current Range, Low Profile

ELECTRICAL CHARACTERISTICS



Part Number	Inductance (uH) (1)	Test Frequency	DC Resistance (Ω MAX) (2)	Saturation Current ⁽³⁾ (A)	Temperature Current ⁽⁴⁾ (A)
SCMS5D14-R58	0.58	100KHZ	24m	4.84	4.00
SCMS5D14-R87	0.87	100KHZ	27m	3.70	3.60
SCMS5D14-1R2	1.2	100KHZ	38m	3.10	3.20
SCMS5D14-1R5	1.5	100KHZ	43m	2.85	2.80
SCMS5D14-2R0	2.0	100KHZ	49m	2.56	2.37
SCMS5D14-2R5	2.5	100KHZ	65m	2.29	1.90
SCMS5D14-3R2	3.2	100KHZ	77m	2.00	1.80
SCMS5D14-4R5	4.5	100KHZ	120m	1.60	1.62
SCMS5D14-6R9	6.9	100KHZ	160m	1.35	1.30
SCMS5D14-8R8	8.8	100KHZ	210m	1.25	1.17
SCMS5D14-100	10	100KHZ	300m	1.10	1.05
SCMS5D14-150	15	100KHZ	350m	0.91	0.94
SCMS5D14-220	22	100KHZ	550m	0.76	0.76
SCMS5D14-330	33	100KHZ	690m	0.61	0.60
SCMS5D14-470	47	100KHZ	1.10	0.52	0.51
SCMS5D14-680	68	100KHZ	1.80	0.44	0.43
SCMS5D14-820	82	100KHZ	2.15	0.39	0.38
SCMS5D14-101	100	100KHZ	2.80	0.35	0.32
SCMS5D14-151	150	100KHZ	3.60	0.29	0.28
SCMS5D14-221	220	100KHZ	4.32	0.24	0.25
SCMS5D14-331	330	100KHZ	6.80	0.19	0.21
SCMS5D14-471	470	100KHZ	13.0	0.17	0.16
SCMS5D14-681	680	100KHZ	17.4	0.14	0.13
SCMS5D14-821	820	100KHZ	20.2	0.125	0.12
SCMS5D14-102	1000	100KHZ	22.6	0.114	0.11



(1). Inductance tolerance for 0.58uH~8.8uH: ±30%, for 10uH~1000uH: ±20%. Tested at 0.25V, 0ADC and 25°C

(2). DCR measured at 25°C.

(3). The DC current at which the inductance decreases by 30% from its initial value.

(4). The DC current that results in a 40°C temperature rise from 25°C ambient.

[Click here for QUANTITY PER REEL & PACKING INFORMATION](#)

Custom versions available upon request.