

## Data sheet | Item number: 884-7000

Stud terminal block; 70 mm<sup>2</sup>; with 2 stud bolts M8; 70,00 mm<sup>2</sup>; beige

[www.wago.com/884-7000](http://www.wago.com/884-7000)



Color: 



### Data

#### Electrical data

#### Ratings per IEC/EN

Nominal voltage (III/3)	1000 V
Rated impulse voltage (III/3)	8 kV
Rated current	192 A
Legend (ratings)	(III / 3) ≙ Overvoltage category III / Pollution degree 3

#### Ratings per UL 1059

Approvals per	UL 1059
Rated voltage UL (Use Group B)	1000 V
Rated current UL (Use Group B)	175 A
Rated voltage UL (Use Group C)	1000 V
Rated current UL (Use Group C)	175 A
Rated voltage UL (Use Group D)	1000 V
Rated current UL (Use Group D)	175 A
Rated voltage UL (Use Group E)	1,000 V
Rated current UL (Use Group E)	175 A

Subject to changes. Please also observe the further product documentation!

WAGO GmbH & Co. KG  
Hansastr. 27  
32423 Minden  
Phone: +49571 887-0 | Fax: +49571 887-169  
Email: [info.de@wago.com](mailto:info.de@wago.com) | Web: [www.wago.com](http://www.wago.com)

Do you have any questions about our products?  
We are always happy to take your call at +49 (571) 887-44222.



## Ratings per CSA

Approvals per	CSA 22.2 No 158
Rated voltage CSA (Use Group B)	1000 V
Rated current CSA (Use Group B)	175 A
Rated voltage CSA (Use Group C)	1000 V
Rated current CSA (Use Group C)	175 A
Rated voltage CSA (Use Group D)	1000 V
Rated current CSA (Use Group D)	175 A

## Power loss

Power loss, per pole (potential)	6.267 W
Rated current $I_N$ for specified power loss	192 A
Resistance value for specified, current-dependent power loss	0 $\Omega$

## Connection data

Connection points	2
Total number of potentials	1
Number of levels	1
Connection position	top

## Connection 1

Connection technology	Bolt-type connection
Actuation type	Open-end, ring, socket wrench; 13 mm
Connectable conductor materials	Copper
Nominal cross-section	70 mm <sup>2</sup>
Clamping range	2.5 ... 70 mm <sup>2</sup> / 14 ... 3/0 AWG
Type of cable lugs per DIN 46234	Cable lugs for solder-free connections Ring type, without insulating sleeve, for copper conductors
DIN 46234: 1 cable lug per side	2.5 ... 95 mm <sup>2</sup>
Type of cable lugs per DIN 46235	Cable lugs for compression connections Cover plate type for copper conductors
DIN 46235: 1 cable lug per side	16 ... 70 mm <sup>2</sup>
Thread size	M8

## Physical data

Width	32 mm / 1.26 inches
-------	---------------------

Subject to changes. Please also observe the further product documentation!



Height	132 mm / 5.197 inches
Depth from upper-edge of DIN-rail	61 mm / 2.402 inches

### Mechanical Data

Tightening torque	6 ... 12 Nm
Mounting type	DIN-35 rail Panel mounting

### Material Data

Note (material data)	Information on material specifications can be found here
----------------------	--

Color	beige
Insulation material	Polyamide (PA66)
Flammability class per UL94	V0
Weight	144.2 g

### Environmental requirements

Continuous operating temperature	-40 ... +120 °C
----------------------------------	-----------------

### Commercial data

ETIM 8.0	EC000897
ETIM 7.0	EC000897
PU (SPU)	10 pcs
Packaging type	box
Country of origin	DE
GTIN	4055143941990
Customs tariff number	85369095000

### Environmental Product Compliance













RoHS Compliance Status	Compliant, No Exemption
------------------------	-------------------------

### Optional accessories

#### Marking accessories

Marker
--------

Subject to changes. Please also observe the further product documentation!

	<b>Item no.: 2009-115/000-002</b> WMB-Inline; for Smart Printer; 1500 pieces on roll; stretchable 5 - 5.2 mm; plain; snap-on type; yellow	<a href="http://www.wago.com/2009-115/000-002">www.wago.com/2009-115/000-002</a>
	<b>Item no.: 2009-115/000-007</b> WMB-Inline; for Smart Printer; 1500 pieces on roll; stretchable 5 - 5.2 mm; plain; snap-on type; gray	<a href="http://www.wago.com/2009-115/000-007">www.wago.com/2009-115/000-007</a>
	<b>Item no.: 2009-115/000-017</b> WMB-Inline; for Smart Printer; 1500 pieces on roll; stretchable 5 - 5.2 mm; plain; snap-on type; light green	<a href="http://www.wago.com/2009-115/000-017">www.wago.com/2009-115/000-017</a>
	<b>Item no.: 2009-115/000-023</b> WMB-Inline; for Smart Printer; 1500 pieces on roll; stretchable 5 - 5.2 mm; plain; snap-on type; green	<a href="http://www.wago.com/2009-115/000-023">www.wago.com/2009-115/000-023</a>
	<b>Item no.: 2009-115/000-024</b> WMB-Inline; for Smart Printer; 1500 pieces on roll; stretchable 5 - 5.2 mm; plain; snap-on type; violet	<a href="http://www.wago.com/2009-115/000-024">www.wago.com/2009-115/000-024</a>
	<b>Item no.: 2009-115</b> WMB-Inline; for Smart Printer; 1500 pieces on roll; stretchable 5 - 5.2 mm; plain; snap-on type; white	<a href="http://www.wago.com/2009-115">www.wago.com/2009-115</a>
	<b>Item no.: 793-5501/000-007</b> WMB marking card; as card; for terminal block width 5 - 17.5 mm; stretchable 5 - 5.2 mm; plain; snap-on type; gray	<a href="http://www.wago.com/793-5501/000-007">www.wago.com/793-5501/000-007</a>
	<b>Item no.: 793-5501/000-012</b> WMB marking card; as card; for terminal block width 5 - 17.5 mm; stretchable 5 - 5.2 mm; plain; snap-on type; orange	<a href="http://www.wago.com/793-5501/000-012">www.wago.com/793-5501/000-012</a>
	<b>Item no.: 793-5501/000-014</b> WMB marking card; as card; for terminal block width 5 - 17.5 mm; stretchable 5 - 5.2 mm; plain; snap-on type; brown	<a href="http://www.wago.com/793-5501/000-014">www.wago.com/793-5501/000-014</a>
	<b>Item no.: 793-5501/000-017</b> WMB marking card; as card; for terminal block width 5 - 17.5 mm; stretchable 5 - 5.2 mm; plain; snap-on type; light green	<a href="http://www.wago.com/793-5501/000-017">www.wago.com/793-5501/000-017</a>
	<b>Item no.: 793-5501/000-023</b> WMB marking card; as card; for terminal block width 5 - 17.5 mm; stretchable 5 - 5.2 mm; plain; snap-on type; green	<a href="http://www.wago.com/793-5501/000-023">www.wago.com/793-5501/000-023</a>
	<b>Item no.: 793-5501/000-024</b> WMB marking card; as card; for terminal block width 5 - 17.5 mm; stretchable 5 - 5.2 mm; plain; snap-on type; violet	<a href="http://www.wago.com/793-5501/000-024">www.wago.com/793-5501/000-024</a>

Subject to changes. Please also observe the further product documentation!



**Item no.: 793-501/000-002**  
WMB marking card; as card; not stretchable; plain; snap-on type; yellow

[www.wago.com/793-501/000-002](http://www.wago.com/793-501/000-002)



**Item no.: 793-501/000-007**  
WMB marking card; as card; not stretchable; plain; snap-on type; gray

[www.wago.com/793-501/000-007](http://www.wago.com/793-501/000-007)



**Item no.: 793-501/000-017**  
WMB marking card; as card; not stretchable; plain; snap-on type; light green

[www.wago.com/793-501/000-017](http://www.wago.com/793-501/000-017)



**Item no.: 793-501/000-012**  
WMB marking card; as card; not stretchable; plain; snap-on type; orange

[www.wago.com/793-501/000-012](http://www.wago.com/793-501/000-012)



**Item no.: 793-501/000-023**  
WMB marking card; as card; not stretchable; plain; snap-on type; green

[www.wago.com/793-501/000-023](http://www.wago.com/793-501/000-023)



**Item no.: 793-501/000-006**  
WMB marking card; as card; not stretchable; plain; snap-on type; blue

[www.wago.com/793-501/000-006](http://www.wago.com/793-501/000-006)



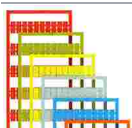
**Item no.: 793-501/000-005**  
WMB marking card; as card; not stretchable; plain; snap-on type; red

[www.wago.com/793-501/000-005](http://www.wago.com/793-501/000-005)



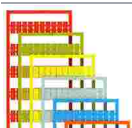
**Item no.: 793-501**  
WMB marking card; as card; not stretchable; plain; snap-on type; white

[www.wago.com/793-501](http://www.wago.com/793-501)



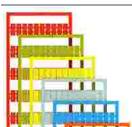
**Item no.: 793-501/000-024**  
WMB marking card; as card; not stretchable; plain; snap-on type; violet

[www.wago.com/793-501/000-024](http://www.wago.com/793-501/000-024)



**Item no.: 793-5501/000-005**  
WMB marking card; as card; for terminal block width 5 - 17.5 mm; stretchable 5 - 5.2 mm; plain; snap-on type; red

[www.wago.com/793-5501/000-005](http://www.wago.com/793-5501/000-005)



**Item no.: 793-5501/000-002**  
WMB marking card; as card; for terminal block width 5 - 17.5 mm; stretchable 5 - 5.2 mm; plain; snap-on type; yellow

[www.wago.com/793-5501/000-002](http://www.wago.com/793-5501/000-002)

Subject to changes. Please also observe the further product documentation!



**Item no.: 793-5501/000-006**

WMB marking card; as card; for terminal block width 5 - 17.5 mm; stretchable 5 - 5.2 mm; plain; snap-on type; blue [www.wago.com/793-5501/000-006](http://www.wago.com/793-5501/000-006)



**Item no.: 793-5501**

WMB marking card; as card; for terminal block width 5 - 17.5 mm; stretchable 5 - 5.2 mm; plain; snap-on type; white [www.wago.com/793-5501](http://www.wago.com/793-5501)



**Item no.: 2009-115/000-012**

WMB-Inline; for Smart Printer; 1500 pieces on roll; stretchable 5 - 5.2 mm; plain; snap-on type; orange [www.wago.com/2009-115/000-012](http://www.wago.com/2009-115/000-012)



**Item no.: 2009-115/000-006**

WMB-Inline; for Smart Printer; 1500 pieces on roll; stretchable 5 - 5.2 mm; plain; snap-on type; blue [www.wago.com/2009-115/000-006](http://www.wago.com/2009-115/000-006)



**Item no.: 2009-115/000-005**

WMB-Inline; for Smart Printer; 1500 pieces on roll; stretchable 5 - 5.2 mm; plain; snap-on type; red [www.wago.com/2009-115/000-005](http://www.wago.com/2009-115/000-005)

**Carrier rail**

Mounting accessories



**Item no.: 210-197**

Steel carrier rail; 35 x 15 mm; 1.5 mm thick; 2 m long; slotted; similar to EN 60715; silver-colored [www.wago.com/210-197](http://www.wago.com/210-197)



**Item no.: 210-198**

Copper carrier rail; 35 x 15 mm; 2.3 mm thick; 2 m long; unslotted; according to EN 60715; copper-colored [www.wago.com/210-198](http://www.wago.com/210-198)



**Item no.: 210-504**

Steel carrier rail; 35 x 7.5 mm; 1 mm thick; 2 m long; slotted; galvanized; according to EN 60715; silver-colored [www.wago.com/210-504](http://www.wago.com/210-504)



**Item no.: 210-505**

Steel carrier rail; 35 x 7.5 mm; 1 mm thick; 2 m long; unslotted; galvanized; according to EN 60715; silver-colored [www.wago.com/210-505](http://www.wago.com/210-505)



**Item no.: 210-506**

Steel carrier rail; 35 x 15 mm; 1.5 mm thick; 2 m long; unslotted; galvanized; similar to EN 60715; silver-colored [www.wago.com/210-506](http://www.wago.com/210-506)




**Item no.: 210-508**

Steel carrier rail; 35 x 15 mm; 1.5 mm thick; 2 m long; slotted; galvanized; similar to EN 60715; silver-colored [www.wago.com/210-508](http://www.wago.com/210-508)



**Item no.: 210-113**

Steel carrier rail; 35 x 7.5 mm; 1 mm thick; 2 m long; unslotted; according to EN 60715; silver-colored [www.wago.com/210-113](http://www.wago.com/210-113)



**Item no.: 210-118**

Steel carrier rail; 35 x 15 mm; 2.3 mm thick; 2 m long; unslotted; according to EN 60715; silver-colored [www.wago.com/210-118](http://www.wago.com/210-118)



**Item no.: 210-112**

Steel carrier rail; 35 x 7.5 mm; 1 mm thick; 2 m long; slotted; according to EN 60715; "Hole width 25 mm; silver-colored [www.wago.com/210-112](http://www.wago.com/210-112)

Subject to changes. Please also observe the further product documentation!

WAGO GmbH & Co. KG

Hansastr. 27

32423 Minden

Phone: +49571 887-0 | Fax: +49571 887-169

Email: [info.de@wago.com](mailto:info.de@wago.com) | Web: [www.wago.com](http://www.wago.com)

Do you have any questions about our products?

We are always happy to take your call at +49 (571) 887-44222.



**Item no.: 210-114**

Steel carrier rail; 35 x 15 mm; 1.5 mm thick; 2 m long; unslotted; similar to EN 60715; silver-colored

[www.wago.com/210-114](http://www.wago.com/210-114)



**Item no.: 210-115**

Steel carrier rail; 35 x 7.5 mm; 1 mm thick; 2 m long; slotted; according to EN 60715; "Hole width 18 mm; silver-colored

**Jumpers**

Jumper



image coming soon

**Item no.: 884-7043**

Jumper; for M8 stud bolts; 3-way; unplated; silver-colored

[www.wago.com/884-7043](http://www.wago.com/884-7043)



**Item no.: 884-7042**

Jumper; for M8 stud bolts; 2-way; unplated; silver-colored

[www.wago.com/884-7042](http://www.wago.com/884-7042)

**Mounting**

Cover



**Item no.: 884-7080**

Cover; for stud terminal block; 70 mm<sup>2</sup>; beige

[www.wago.com/884-7080](http://www.wago.com/884-7080)



**Item no.: 884-7084**

Cover; for stud terminal block; 70 mm<sup>2</sup>; blue

[www.wago.com/884-7084](http://www.wago.com/884-7084)



**Item no.: 884-7086**

Cover; for stud terminal block; 70 mm<sup>2</sup>; yellow

[www.wago.com/884-7086](http://www.wago.com/884-7086)

Mounting accessories



**Item no.: 249-117**

Screwless end stop; 10 mm wide; for DIN-rail 35 x 15 and 35 x 7.5; gray

[www.wago.com/249-117](http://www.wago.com/249-117)



**Item no.: 249-197**

Screwless end stop; 14 mm wide; for DIN-rail 35 x 15 and 35 x 7.5; gray

[www.wago.com/249-197](http://www.wago.com/249-197)

**Downloads**

**Documentation**

**Additional Information**

Technical Section

pdf

Download

Technical explanations

2.2 MB

Subject to changes. Please also observe the further product documentation!

WAGO GmbH & Co. KG

Hansastr. 27

32423 Minden

Phone: +49571 887-0 | Fax: +49571 887-169

Email: [info.de@wago.com](mailto:info.de@wago.com) | Web: [www.wago.com](http://www.wago.com)

Do you have any questions about our products?

We are always happy to take your call at +49 (571) 887-44222.

## CAD/CAE-Data

### CAD data

2D/3D Models 884-7000	<a href="#">URL</a>	<a href="#">Download</a>
-----------------------	---------------------	--------------------------

### CAE data

ZUKEN Portal 884-7000	<a href="#">URL</a>	<a href="#">Download</a>
-----------------------	---------------------	--------------------------

EPLAN Data Portal 884-7000	<a href="#">URL</a>	<a href="#">Download</a>
----------------------------	---------------------	--------------------------


## Environmental Product Compliance

### Compliance Search

Environmental Product Compliance 884-7000	<a href="#">URL</a>	<a href="#">Download</a>
---	---------------------	--------------------------

Stud terminal block; 70 mm<sup>2</sup>; with 2 stud bolts M8; 70,00 mm<sup>2</sup>; beige

## Installation Notes



### Conductor termination

Subject to changes. Please also observe the further product documentation!






#### Connecting Two Cable Lugs to a Stud

Up to two cable lugs can be connected to one stud. For this purpose, the cable lugs are placed back-to-back on the stud.

Then the hex flange nut is tightened with the required torque so that the lugs of the cable press against each other and make secure contact with the current bar.

#### Commoning



#### Commoning

Step 1: Remove the inner partitions next to the studs.

Step 2: Place the 2- or 3-way jumper on the studs to be connected.


Step 3: Tighten the hex flange nuts to the required torque.

Notice: The jumpers are positioned under the ring cable lug to be connected.

The jumpers are designed for the rated current of the respective stud terminal block.

#### Cover

Subject to changes. Please also observe the further product documentation!



#### Cover:

The covers are snapped from the top into the provided locking mechanism of the stud terminal block. The covers can be shortened with a cutting tool. The covers can be mounted on one or both sides and ensure reliable protection against contact.

#### Testing




#### Testing

Voltage measurements can be performed directly on the studs. Thanks to the provided test slots, voltage measurements are also possible with mounted warning covers.

#### Marking

Subject to changes. Please also observe the further product documentation!



### Marking

The stud terminal blocks can be labeled quickly and easily with the WMB Inline marking system. The markers are inserted into the receptacles provided for this purpose. The 2009-198 Marker Carrier allows marking strips to be used.

Subject to changes. Please also observe the further product documentation!