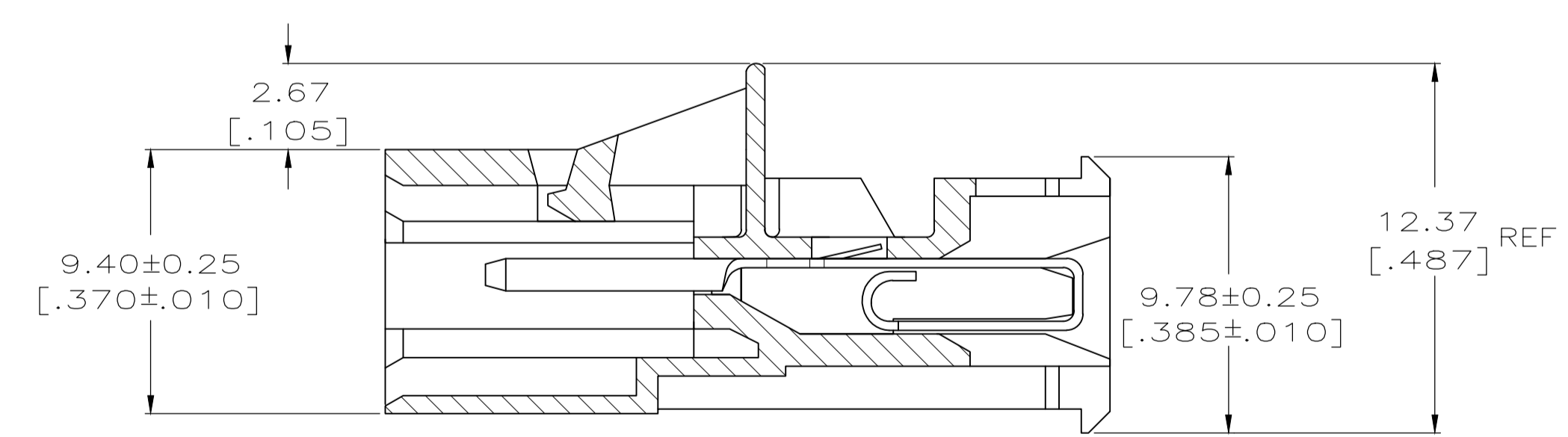
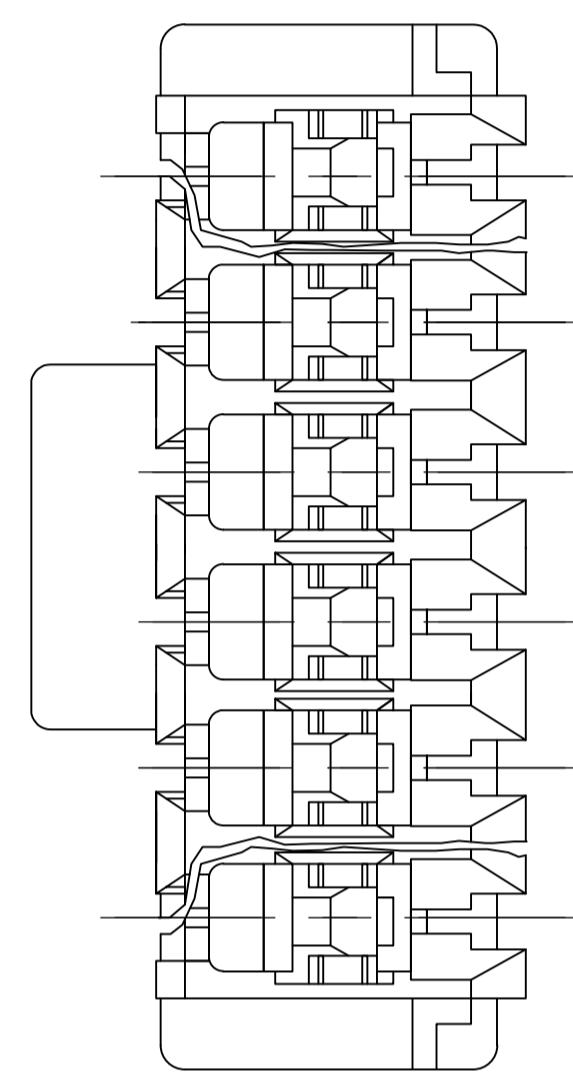
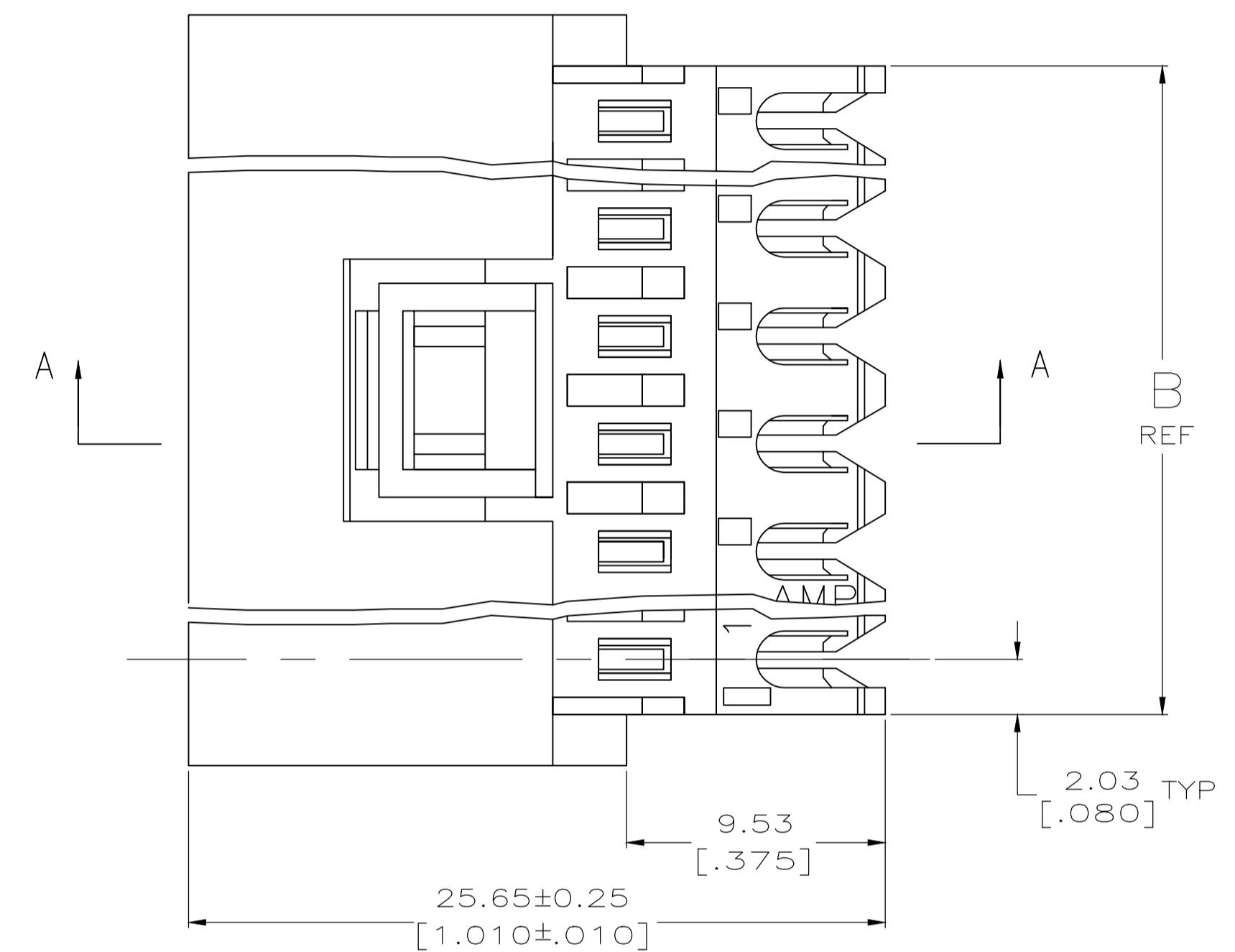
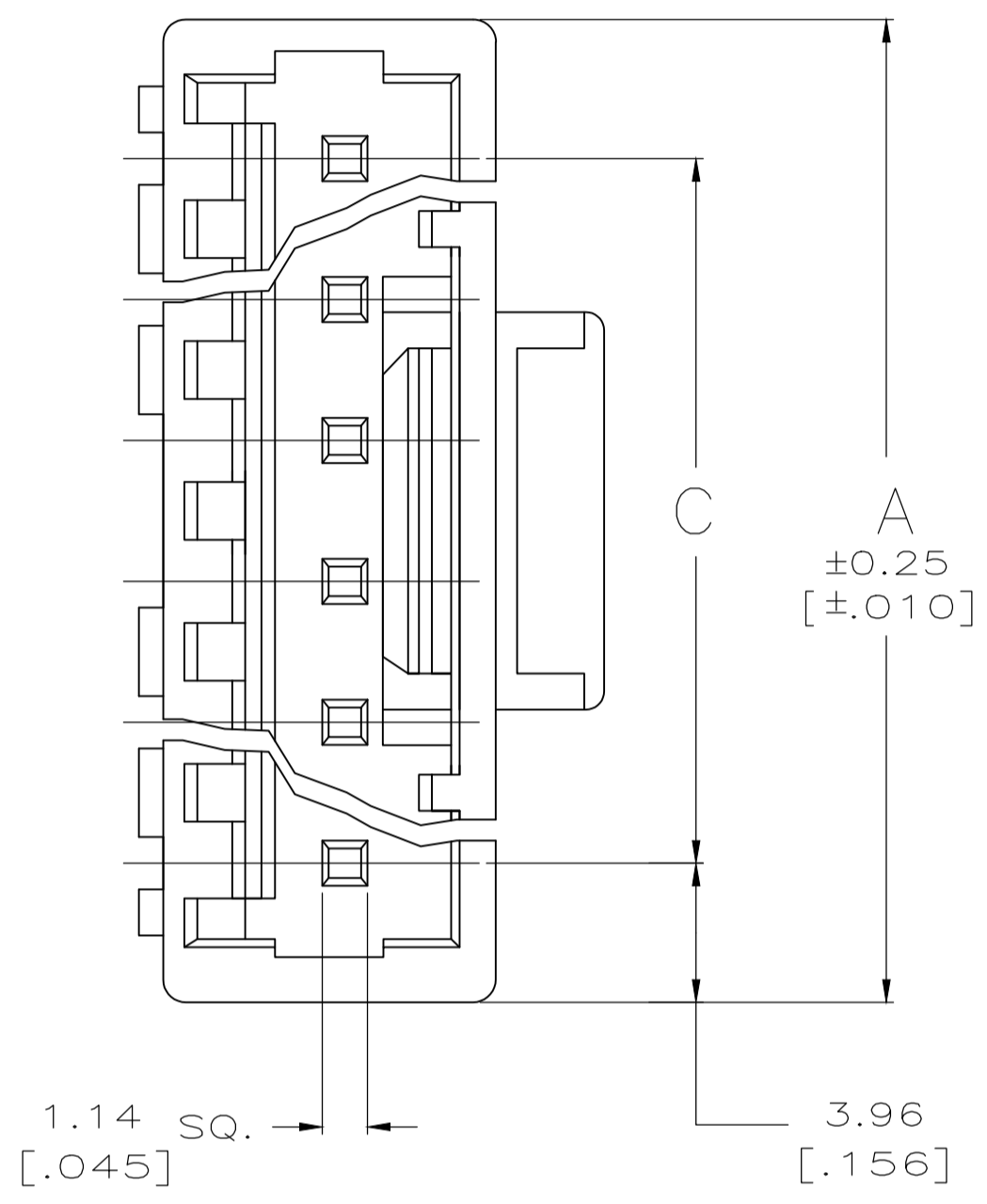


| REVISIONS | | | | | |
|-----------|-----|---------------------------|-----------|-----|------|
| P | LTR | DESCRIPTION | DATE | DWN | APVD |
| E | | REVISED PER ECR-20-000808 | 22MAY2020 | PC | SW |

- 1 MATERIAL: CONNECTOR- NYLON UL94V-2 (WHITE).
CONTACTS- 0.30 [.012] THK COPPER ALLOY
(BRIGHT TIN-LEAD 0.00203 [.000080] MIN THK).
(MATTE TIN 0.00203 [.000080] MIN THK).
- 2 CONTACTS ACCEPT #24 AWG SOLID, FUSED STRANDED OR STRANDED (7 STRANDS) WIRE WITH 2.41 [.095] MAX INSULATION DIA.
- 3 BOW, IN ANY DIRECTION, NOT TO EXCEED 0.15 [.006] PER IN.
- 4 HOUSING FEATURES: FEED-THRU.
- 5 DIMENSIONS IN BRACKETS ARE IN INCHES.
- △ OBSOLETE PARTS: OBSOLETE CIS STREAMLINING PER D.RENAUD/D.SINISI



SECTION A-A

| FINISH | C | B | A | NO. OF CIRCUITS | PART NUMBER |
|--------------|---------------|---------------|---------------|-----------------|-------------|
| △ OBSOLETE | 91.14 [3.588] | 95.20 [3.748] | 99.06 [3.900] | 24 | 5-641525-4 |
| △ OBSOLETE | 55.47 [2.184] | 59.54 [2.344] | 63.40 [2.496] | 15 | 4-641525-5 |
| △ OBSOLETE | 43.59 [1.716] | 47.65 [1.876] | 51.51 [2.028] | 12 | 4-641525-2 |
| △ OBSOLETE | 31.70 [1.248] | 35.76 [1.408] | 39.62 [1.560] | 9 | 3-641525-9 |
| △ OBSOLETE | 19.81 [.780] | 23.88 [.940] | 27.74 [1.092] | 6 | 3-641525-6 |
| △ OBSOLETE | 11.89 [.468] | 15.95 [.628] | 19.81 [.780] | 4 | 3-641525-4 |
| △ OBSOLETE | 7.92 [.312] | 11.99 [.472] | 15.85 [.624] | 3 | 3-641525-3 |
| △ OBSOLETE | 3.96 [.156] | 8.03 [.316] | 11.89 [.468] | 2 | 3-641525-2 |
| △ OBSOLETE | 91.14 [3.588] | 95.20 [3.748] | 99.06 [3.900] | 24 | 2-641525-4 |
| △ OBSOLETE | 55.47 [2.184] | 59.54 [2.344] | 63.40 [2.496] | 15 | 1-641525-5 |
| △ OBSOLETE | 43.59 [1.716] | 47.65 [1.876] | 51.51 [2.028] | 12 | 1-641525-2 |
| △ OBSOLETE | 31.70 [1.248] | 35.76 [1.408] | 39.62 [1.560] | 9 | 641525-9 |
| △ OBSOLETE | 19.81 [.780] | 23.88 [.940] | 27.74 [1.092] | 6 | 641525-6 |
| △ OBSOLETE | 11.89 [.468] | 15.95 [.628] | 19.81 [.780] | 4 | 641525-4 |
| △ SUPERSEDED | 7.92 [.312] | 11.99 [.472] | 15.85 [.624] | 3 | 641525-3 |
| △ OBSOLETE | 3.96 [.156] | 8.03 [.316] | 11.89 [.468] | 2 | 641525-2 |

THIS DRAWING IS A CONTROLLED DOCUMENT.

DIMENSIONS: mm [INCHES]
 TOLERANCES UNLESS OTHERWISE SPECIFIED:
 0 PLC ± -
 1 PLC ± -
 2 PLC ± 0.13 [.005]
 3 PLC ± -
 4 PLC ± -
 ANGLES ± -

MATERIAL: SEE NOTE 1
 FINISH: SEE NOTE 1

WEIGHT: 0
 SCALE: 5:1
 SHEET: 1 OF 1
 REV: E

DWN: B. LEWIS 5-28-96
 CHK: R. SWING 5-28-96
 APVD: -
 NAME: MTA-156
 PRODUCT SPEC: POSTED CONNECTOR ASSEMBLY, 24 AWG
 APPLICATION SPEC: -
 SIZE: A1
 CAGE CODE: 00779
 DRAWING NO: 641525
 RESTRICTED TO: -
 CUSTOMER DRAWING

TE Connectivity