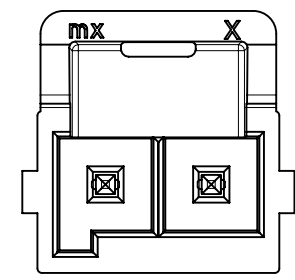


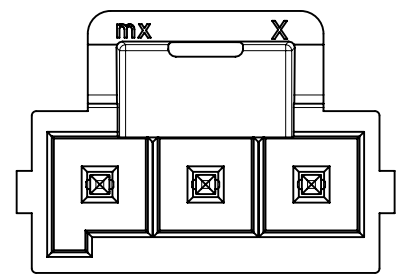
- NOTES:
- MATERIAL :  
HOUSING  
OPTION 1: LCP BLACK, UL94 V-0  
OPTION 2: LCP NATURAL, UL94 V-0  
TERMINAL: COPPER ALLOY
  - PLATING FINISH:  
OPTION 1 - 1.5µm(60µin)-2.5µm(100µin) TIN OVER  
1.25µm(50µin)-2.5µm(100µin) NICKEL OVERALL  
OPTION 2 - 0.35µm(15µin) GOLD CONTACT AREA,  
1.5µm(60µin)-2.5µm(100µin) TIN TAIL AREA OVER  
1.25µm(50µin)-2.5µm(100µin) NICKEL OVERALL  
OPTION 3 - 0.70µm(30µin) GOLD CONTACT AREA,  
1.5µm(60µin)-2.5µm(100µin) TIN TAIL AREA OVER  
1.25µm(50µin)-2.5µm(100µin) NICKEL OVERALL
  - PARTS TO BE PACKAGED PER PK SPEC PK-172287-9001
  - PRODUCT SPECIFICATION PS-172323-0001
  - PART MATES WITH MOLEX RECEPTACLE HOUSING  
172256 AND 172260
  - PART CONFORMS TO CLASS "C" REQUIREMENTS OF SPECIFICATION  
PS-45499-002 WITH 0.13 MM MAXIMUM FLASH ALLOWED IN CORE  
HOLES AND FRONT SURFACE.
  - DISCOLORATION IN THE BANDOLIER AREA OF THE PIN IS  
INHERENT TO THE PLATING PROCESS AND IS DUE TO THE MASKING  
EFFECT OF THE CARRIER. THIS DISCOLORATION IS IN A NON-FUNCTIONAL  
AREA OF THE PIN AND WILL NOT AFFECT THE PERFORMANCE OF THE  
HEADER ASSEMBLY.
  - APPLICATION SPECIFICATION AS-172323-0001

THIS DRAWING CONTAINS INFORMATION THAT IS PROPRIETARY TO MOLEX ELECTRONIC TECHNOLOGIES, LLC AND SHOULD NOT BE USED WITHOUT WRITTEN PERMISSION									
DIMENSION UNITS	SCALE	CURRENT REV DESC:							
mm	NTS								
GENERAL TOLERANCES (UNLESS SPECIFIED)									
ANGULAR TOL	± °								
4 PLACES	±								
3 PLACES	±								
2 PLACES	± 0.25								
1 PLACE	± 0.5								
0 PLACES	±								
DRAFT WHERE APPLICABLE MUST REMAIN WITHIN DIMENSIONS		THIRD ANGLE PROJECTION	DRAWING	SERIES	MATERIAL NUMBER	CUSTOMER	SHEET NUMBER		
			D-SIZE	172286	SEE TABLE	GENERAL MARKET	1 OF 2		
		EC NO: 717248		2022/08/10					
		DRWN: LEOW		2022/08/15					
		CHK'D: XQZHANG		2022/08/15					
		APPR: XQZHANG		2022/08/15					
		INITIAL REVISION:		2014/03/04					
		DRWN: DROSCA		2014/04/24					
		APPR: JCOMERCI		2014/04/24					
DOCUMENT NUMBER		DOC TYPE		DOC PART		REVISION			
SD-172286-1000		PSD		000		B6			

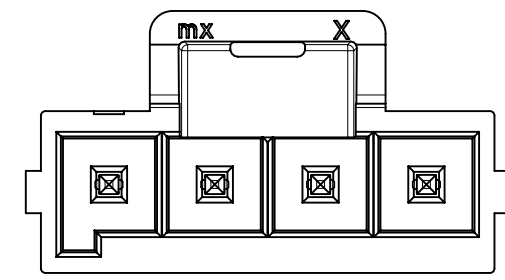
DOCUMENT STATUS	P1	RELEASE DATE	2022/08/15	01:48:47
-----------------	----	--------------	------------	----------



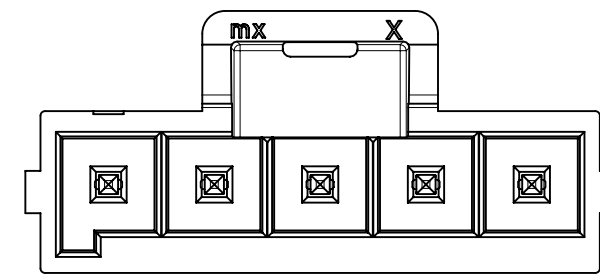
2 CKT



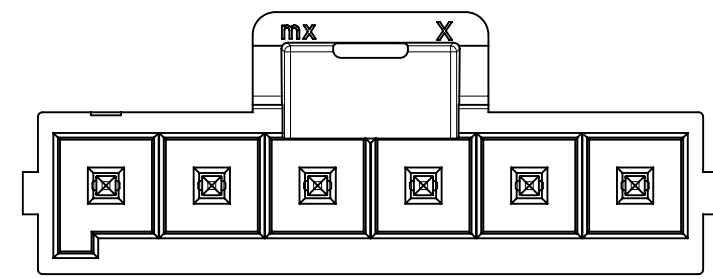
3 CKT



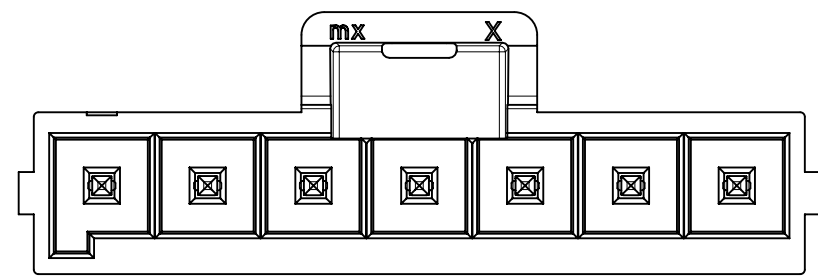
4 CKT



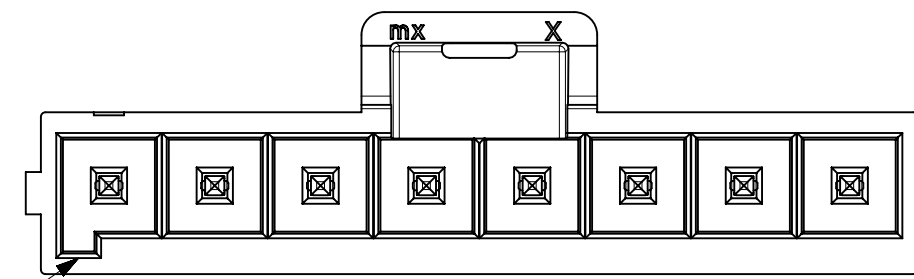
5 CKT



6 CKT



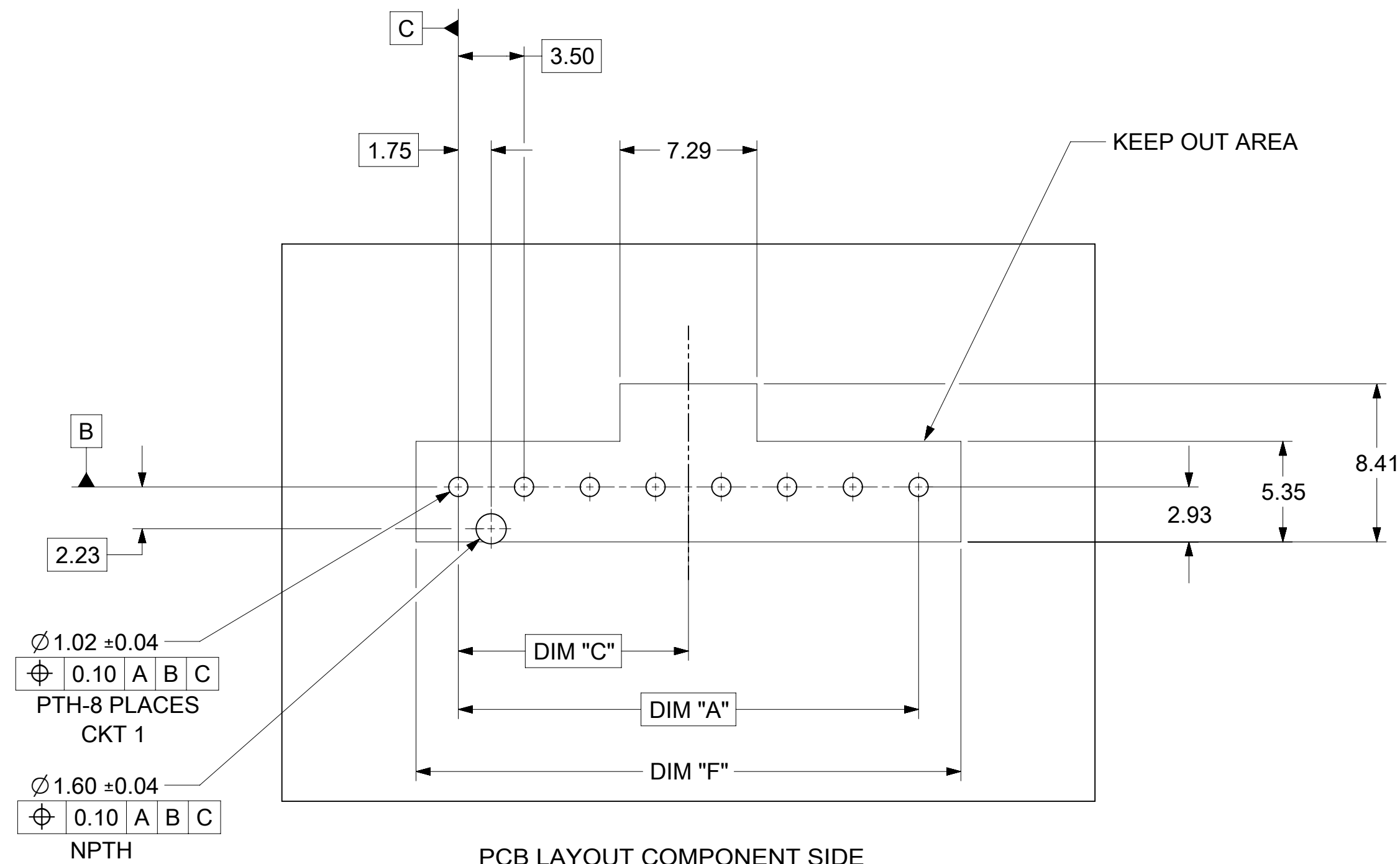
7 CKT



8 CKT

KEY A  
(BLACK)

KEY B  
(NATURAL)



NOTE: DATUM -A- IS ON THE COMPONENT SIDE PCB

TIN PLATING						
PART NO.	COLOR	CIRCUIT SIZE	KEY OPTION	DIM A	DIM F	DIM C
172286-1102	BLACK	2	KEY A	3.50	8.00	1.75
172286-1103	BLACK	3	KEY A	7.00	11.50	3.50
172286-1104	BLACK	4	KEY A	10.50	15.00	5.25
172286-1105	BLACK	5	KEY A	14.00	18.50	7.00
172286-1106	BLACK	6	KEY A	17.50	22.00	8.75
172286-1107	BLACK	7	KEY A	21.00	25.50	10.50
172286-1108	BLACK	8	KEY A	24.50	29.00	12.25
172286-2102	NATURAL	2	KEY B	3.50	8.00	1.75
172286-2103	NATURAL	3	KEY B	7.00	11.50	3.50
172286-2104	NATURAL	4	KEY B	10.50	15.00	5.25
172286-2105	NATURAL	5	KEY B	14.00	18.50	7.00
172286-2106	NATURAL	6	KEY B	17.50	22.00	8.75
172286-2107	NATURAL	7	KEY B	21.00	25.50	10.50
172286-2108	NATURAL	8	KEY B	24.50	29.00	12.25

15 MICROINCH GOLD PLATING						
PART NO.	COLOR	CIRCUIT SIZE	KEY OPTION	DIM A	DIM F	DIM C
172286-1202	BLACK	2	KEY A	3.50	8.00	1.75
172286-1203	BLACK	3	KEY A	7.00	11.50	3.50
172286-1204	BLACK	4	KEY A	10.50	15.00	5.25
172286-1205	BLACK	5	KEY A	14.00	18.50	7.00
172286-1206	BLACK	6	KEY A	17.50	22.00	8.75
172286-1207	BLACK	7	KEY A	21.00	25.50	10.50
172286-1208	BLACK	8	KEY A	24.50	29.00	12.25
172286-2202	NATURAL	2	KEY B	3.50	8.00	1.75
172286-2203	NATURAL	3	KEY B	7.00	11.50	3.50
172286-2204	NATURAL	4	KEY B	10.50	15.00	5.25
172286-2205	NATURAL	5	KEY B	14.00	18.50	7.00
172286-2206	NATURAL	6	KEY B	17.50	22.00	8.75
172286-2207	NATURAL	7	KEY B	21.00	25.50	10.50
172286-2208	NATURAL	8	KEY B	24.50	29.00	12.25

30 MICROINCH GOLD PLATING						
PART NO.	COLOR	CIRCUIT SIZE	KEY OPTION	DIM A	DIM F	DIM C
172286-1302	BLACK	2	KEY A	3.50	8.00	1.75
172286-1303	BLACK	3	KEY A	7.00	11.50	3.50
172286-1304	BLACK	4	KEY A	10.50	15.00	5.25
172286-1305	BLACK	5	KEY A	14.00	18.50	7.00
172286-1306	BLACK	6	KEY A	17.50	22.00	8.75
172286-1307	BLACK	7	KEY A	21.00	25.50	10.50
172286-1308	BLACK	8	KEY A	24.50	29.00	12.25
172286-2302	NATURAL	2	KEY B	3.50	8.00	1.75
172286-2303	NATURAL	3	KEY B	7.00	11.50	3.50
172286-2304	NATURAL	4	KEY B	10.50	15.00	5.25
172286-2305	NATURAL	5	KEY B	14.00	18.50	7.00
172286-2306	NATURAL	6	KEY B	17.50	22.00	8.75
172286-2307	NATURAL	7	KEY B	21.00	25.50	10.50
172286-2308	NATURAL	8	KEY B	24.50	29.00	12.25

THIS DRAWING CONTAINS INFORMATION THAT IS PROPRIETARY TO MOLEX ELECTRONIC TECHNOLOGIES, LLC AND SHOULD NOT BE USED WITHOUT WRITTEN PERMISSION

DIMENSION UNITS	SCALE	CURRENT REV DESC:	
mm	NTS		
GENERAL TOLERANCES (UNLESS SPECIFIED)			
ANGULAR TOL	± °		
4 PLACES	±		
3 PLACES	±		
2 PLACES	± 0.25		
1 PLACE	± 0.5		
0 PLACES	±		
DRAFT WHERE APPLICABLE MUST REMAIN WITHIN DIMENSIONS		THIRD ANGLE PROJECTION	

EC NO: 717248	2022/08/10
DRWN: LEOW	2022/08/15
CHK'D: XQZHANG	2022/08/15
APPR: XQZHANG	2022/08/15
INITIAL REVISION:	
DRWN: DROSCA	2014/03/04
APPR: JCOMERCI	2014/04/24

ULTRA-FIT VERT HEADER  
2-8 CKTS SINGLE ROW WITH KINKED PINS

PRODUCT CUSTOMER DRAWING

DOCUMENT NUMBER	DOC TYPE	DOC PART	REVISION
SD-172286-1000	PSD	000	B6

DRAWING	SERIES	MATERIAL NUMBER	CUSTOMER	SHEET NUMBER
D-SIZE	172286	SEE TABLE	GENERAL MARKET	2 OF 2